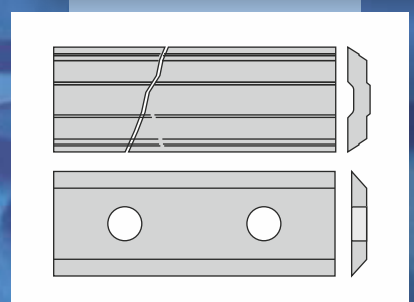





CATALOGO GENERALE 2019



High Quality and Innovation



INDICE INDEX

LAME CIRCOLARI IN HM
HW CIRCULAR SAW BLADES
LAMES CIRCULARES EN HW
HOJA DE SIERRA DE HW



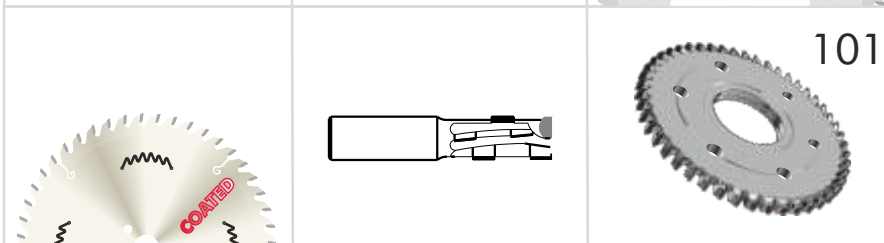
4

TRUCIOLATORI HM
TRIMMING HOGGERS
DÉCHIQUETEURS
DESMENUZADORES



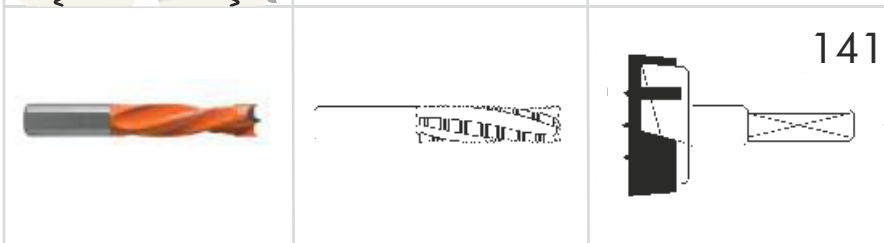
91

UTENSILI IN DIAMANTE
DIAMOND PCD TOOLS
OUTILS EN DIAMANT PCD
HERRAMIENTAS DE DIAMANTE



101

PUNTE
BITS
CONSEILS
PUNTAS



141

FRESE
MILLING CUTTERS
CUTTERS
FRESAS



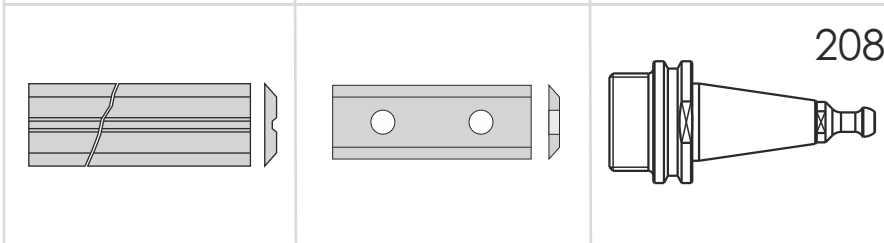
160

TESTE
HEADS
TÊTES
CABEZAS



169

COLTELLI E ACCESSORI
KNIVES AND ACCESSORIES
COUPELLAUX EU ACCESSOIRES
CUCHILLAS Y ACCESSORIOS



208



L'azienda è nata nel 1982 in Besenello; i fondatori Oliviero e Zita Adami le hanno dato il nome IMMER e dalla sua fondazione si è sempre distinta per la ricerca di nuovi prodotti e la grande cura qualitativa degli utensili.

Nel 1992 con l'entrata dei figli Gianluca e Donatella ha assunto l'attuale nome "G.D.A." e la produzione è stata ulteriormente potenziata e automatizzata fino ad arrivare ad oggi, dove tutte le fasi sono robotizzate.

L'ottimo risultato ottenuto ha permesso l'introduzione della G.D.A. in ogni continente, facendone una delle maggiori realtà nella costruzione di lame circolari in metallo duro.

Dal 2006 è presente in Repubblica Ceca la GDA PIKL diretta dal Sig. Píkl; l'azienda è dotata di un magazzino molto fornito ed un servizio di vendita e assistenza capillare sul territorio.

Dal 2010 iniziano anche molte altre collaborazioni con vari distributori in molti paesi Europei.

Nel 2015 vengono introdotti nuovi sistemi di controllo, il tutto per continuare a migliorare la qualità del prodotto GDA.

Nel 2017 abbiamo iniziato un percorso di rinnovamento tecnologico in tutti i reparti nella programmazione e gestione della produzione. Questo processo è terminato nel 2019, ora tutti i reparti sono dotati di tablet dove gli operatori trovano tutte le istruzioni, tutte le macchine sono connesse in rete e controllate da un software GesPRO sviluppato internamente. Tutta la produzione è quindi connessa secondo industria 4.0, questo ci ha permesso un nuovo ulteriore sviluppo tecnologico con notevoli benefici in termini di produttività e controllo.



The production started in 1982 in Besenello with IMMER's name from Oliviero and Zita Adami. From the beginning the factory's been distinguished for the constant development, particularly for the research of new products and for the quality and the improvement of the articles already in production.



In 1992 with the entry of their children Gianluca and Donatella it took the actual name "G.D.A." and actually after the continuous development, all the

lines of production are robotized. Thanks to the excellent result, the G.D.A.'s circular saw blades have been exported in every continent and G.D.A. is now one of the most important producers.

Starting from 2006 it's present in Czech Republic the company GDA PIKL directed by Mr. Píkl; the company is equipped with a very stocked warehouse and widespread trade and assistance service locally present.

From 2010 many other collaborations started with different supplier in many European Countries.

From 2015 new control system have been introduced, all to keep improving the quality of GDA product.

From 2017 we started a path of technological renovation in all the departments, in the organisation and management of the production. This process ended in 2019; now all the departments are equipped with tablets where the operators find all the instruction; all the machines are connected to the network and controlled by a GesPRO software, internally developed. All the productions is therefore connected following the industry 4.0: it allowed us a new and additional technological development with considerable benefits in terms of productivity and control.



La société a été fondée en 1982 à Besenello avec le nom IMMER par Oliviero et Zita Adami. L'usine s'est toujours distinguée pour le constant développement en particulier pour la recherche de nouveaux produits et pour l'amélioration et le perfectionnement des articles déjà en production.

En 1992 avec l'entrée des fils Gianluca et Donatella, l'entreprise a pris le nom « G.D.A. » et la production a été encore améliorée jusqu'à présent où toutes les étapes sont automatisées.

L'excellent résultat a permis l'introduction des scies circulaires GDA dans chaque continent, en y faisant de la même, un des plus importants producteurs des scies circulaires actuellement existantes.

Depuis 2006 la société GDA PIKL, dirigée par Monsieur Píkl, est présente en République Tchèque; cette société est équipée d'un magasin très fourni et d'un service de vente et assistance présent sur tout le territoire.

A partir du 2010 aussi beaucoup d'autres collaborations avec différents distributeurs en beaucoup des pays européens commencent aussi.

A partir du 2015 des nouveaux systèmes de contrôle sont introduit; tout pour continuer à améliorer la qualité du produit GDA.

En 2017 on a commencé un parcours de renouvellement technologique en tous les ateliers, en la programmation et la gestion de la production. Ce processus est terminé en 2019; maintenant tous les ateliers sont équipés avec de la tablettes où les operateurs trouvent toutes les instructions; toutes les machines sont connectées au réseau et contrôlées par un software GesPRO internement développé. Toute la production est donc connectée selon l'industrie 4.0; ça a nous permis un nouveau ulterieur développement technologique avec considérables bénéfices en termes de productivité et contrôle.

La empresa nació en el 1982 a Besenello; los fundadores Oliviero y Zita Adami le han dado el nombre IMMER y desde su fundación siempre se ha caracterizada por la búsqueda de nuevos productos y la gran cura de calidad de los utensilios.




En el 1992 con la entrada de los hijos Gianluca e Donatella han tomado el actual nombre "G.D.A." y la producción tomo ulteriormente potencialidad y con automatización hasta llegar a hoy día, donde todas las fases son robotizadas. El óptimo resultado alcanzado ha permitido la introducción de la G.D.A. en cada continente, haciendo una de las mejores realidades en la construcción de hojas circulares en metal duro.

Desde 2006 la compañía GDA PIKL ha estado presente en la República Checa, dirigida por el Sr. Píkl; la compañía es provista de un almacén bien surtido y un amplio servicio de ventas y asistencia en el área.

Desde 2010 muchas otras colaboraciones también han comenzado con varios distribuidores en muchos países europeos.

En 2015 se introdujeron nuevos sistemas de control, todo para continuar a mejorar la calidad del producto GDA.

En 2017 iniciamos un camino de renovación tecnológica en todos los departamentos, en la planificación y gestión de la producción. Este proceso finalizó en 2019; ahora todos los departamentos están equipados con tabletas donde los operadores encuentran todas las instrucciones; todas las máquinas están conectadas a la red y controladas por un software GesPRO, desarrollado internamente. Por lo tanto, toda la producción está conectada según la Industria 4.0, lo que nos ha permitido un nuevo desarrollo tecnológico adicional con importantes beneficios en términos de productividad y control.





GDA E L'AMBIENTE

la GDA è situata in Trentino Alto Adige, un luogo noto a tutto il mondo per la bellezza delle proprie montagne, le Dolomiti, da poco patrimonio dell'UNESCO, dei propri laghi ed in generale per la cura posta a tutto l'ambiente. Da sempre quindi la nostra azienda ha cercato, per quanto possibile, di usare al proprio interno sistemi e materiali che oltre a garantire un'ottima funzionalità per i nostri clienti, fossero il più possibile eco compatibili. L'ultimo grande investimento del 2009 è stato realizzato sul tetto dell'azienda, un impianto fotovoltaico della potenza di 150 KW, questo ci permetterà di produrre circa 180.000 KW/anno con un risparmio di 20 ton di CO2/anno immesse nell'ambiente. Un altro piccolo passo per la salvaguardia dell'ambiente in cui viviamo.

GDA AND THE ENVIRONMENT

The company GDA is situated in Trentino Alto Adige, a place known worldwide for the beauty of its mountains, Dolomiti recently UNESCO, its lakes and in general for the care to the whole environment. Then our company has always tried, wherever possible, to use its internal systems and materials as well as ensuring excellent functionality for our customers, were as environmentally friendly as possible.

The last major investment in 2009 was carried out on the roof of the company, a photovoltaic power of 150 kW, this will enable us to produce about 180.000 Kw/year, with a saving of 20 Ton of CO2 of placing environmental NOT released. Another small step to safeguard our environment.

GDA ET L'ENVIRONNEMENT

L'Enterprise GDA est située dans le Trentin Haut-Adige, un endroit connu dans tout le monde pour la beauté de ses montagnes, les Dolomites, depuis peu patrimoine de l'UNESCO, de ses lacs et ,en général, pour le soin pris de tout l'environnement. Depuis toujours, donc, notre société a essayé, autant que possible, d'utiliser en son sein des systèmes et matériaux que, en plus de garantir une bonne fonctionnalité pour nos clients, étaient le plus possible respectueux de l'environnement.

Le dernier grand investissement date du 2009 : une installation photovoltaïque avec une puissance de 150 KW a été réalisée sur le toit de l'entreprise ; elle nous permettra de produire environ 180.000 KW par an avec une économie de 20 tonnes de CO2 par an pas injecté dans l'environnement. Un petit pas pour la sauvegarde de l'environnement où on habite.

GDA Y EL AMBIENTE

La empresa GDA se situa en Trentino Alto Adige, un lugar conocido en todo el mundo por la belleza de sus montañas, los Dolomitas, recientemente declarado patrimonio de la humanidad por la UNESCO, sus lagos y, en general, el cuidado de todo el ambiente. Por lo tanto, la nuestra empresa siempre ha intentado, en la medida de lo posible, utilizar sistemas y materiales internos que, además de garantizar una excelente funcionalidad para nuestros clientes, fueran lo más ecológicos posible. La última gran inversión en 2009: se realizó una planta fotovoltaica con una potencia de 150 KW en el techo de la empresa: esta planta nos permitirá de producir acerca de 180,000 KW / año con un ahorro de 20 toneladas de CO2 / año no liberado en el medio ambiente. Un otro pequeño paso para salvaguardar el medio ambiente en el que vivimos.



Lame universali

Universal saw blades

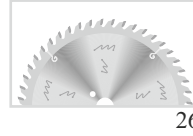
Lames universelles

Hojas universales

IM 102



IM 104



IM 106



IM 108



IM 110



IM 112



IM 113



IM 114



IM 115



Lame per pannelli

Saw blades for panel

Lames pour panneaux

Hojas para tobleros

IM 116



IM 117



IM 118



IM 119



IM 120



Lame per cornici e materiali plastici

Saw blades for frames and plastic materials

Lames pour cadres et matériaux en plastiques

Hojas para molduras y materiales de plástica

IM 121



IM 122




Lame per spessori sottili

Saw blades with thin thickness

Lames avec épaisseur fin

Hojas a espesor sotil

IM 123



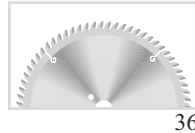
IM 124



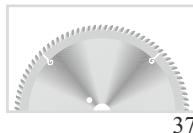
IM 125



IM 126



IM 127



IM 128



IM 129



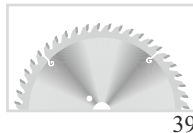
Lame speciali a grosso spessore

Big thickness special saw blades

Lames speciaux à épaisseur grand

Hojas especiales a espesor grande

IM 132



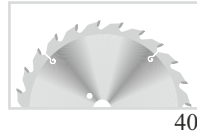
Lame a grande diametro

Saw blades with big diameter

Lames avec diamètre grand

Hojas a diametro grande

IM 138



IM 139



Lame per multilama

Saw blades for multirip saw machine


Lames pour machine multilames

Hojas para sierra multiple

IM 140




IM 141



IM 142



IM 143



IM 143 RT



IM 144



IM 145



IM 146



IM 146/A



IM 147



IM 147/A



IM 148



IM 149



CANTER



Lame e incisori per sezionatrici

Saw blades and scores for panel saws

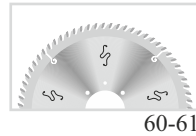
Lames et inciseurs pour scies à panneaux

Hojas y incisors para despiezado de tableros

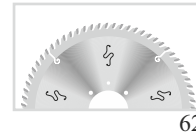
IM 154



IM 156



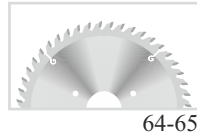
IM 157



IM 158



IM 160



IM 162



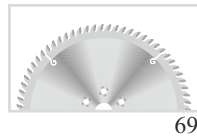
IM 163



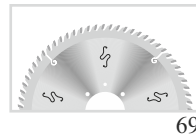
IM 165



IM 166



IM 168



Lame per scanalature, macchine radiali e macchine ottimizzatrici

Grooving saw blades, radial and optimizing machines

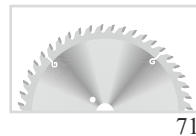
Lames pour rainures, machines radiaux et optimisantes

Hojas para ranurar, maquinas radials y optimizantes

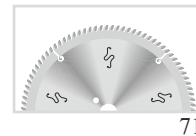
IM 170



IM 171



IM 172



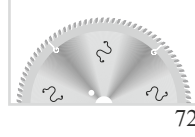
Lame per alluminio e PVC

Saw blades for aluminium and PVC

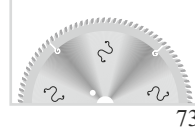
Lames pour aluminium et PVC

Hojas para aluminio y PVC

IM 174



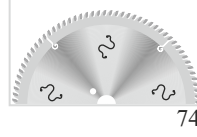
IM 176



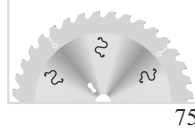
IM 177



IM 177/A



IM 177/B



IM 178



IM 179



Lame per metalli ferrosi

Saw blades for ferrous metal

Lames pour métaux ferreux

Hojas para metales ferrosos

IM 180



IM 181



Lame per edilizia

Saw blades for building

Lames pour construction

Hojas para construcciones

IM 182



IM 183



Lame per portatili

Saw blades for portable machines

Lames pour machine portables

Hojas para maquinas portatiles

IM 186



IM 187



Lame e settori per truciolatori

Saw blades and segments for trimming hogsers

Lames et segments pour déchiqueteurs

Hojas y segmentos para desmenuzadores

IM 194



IM 196

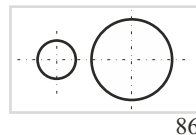


Lavorazioni speciali, riduzioni e anelli distanziali

Special productions, reduction and spacing rings

Travaux speciaux, bagues de réduction et de distance

Elaboraciones especiales, anillos de reduccion y distanciadores




IM 198




IM 199



IM 199/A



IM 199/B



MODO D'IMPIEGO DELLE LAME CIRCOLARI

HOW TO USE CIRCULAR SAW BLADES

MODE D'EMPLOI DES SCIES CIRCULAIRES

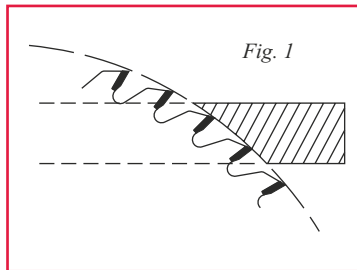
MODO DE EMPLEO DE LAS HOJAS CIRCULARES

I Per ottenere un buon taglio è necessario che 2 o 3 taglienti lavorino contemporaneamente (Fig.1).

GB If you want to obtain a good cutting quality it is necessary to have two or three teeth working at the same time (Fig. 1).

F Pour obtenir une bonne qualité de coupe c'est nécessaire que 2 ou 3 dents travaillent en même temps (Fig.1).

E Para que una sierra pueda cortar satisfactoriamente es necesario que por los menos dos o tres dientes trabajen a la vez (Fig.1).

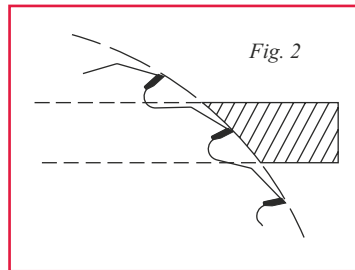


I Se lavora un solo tagliente non si ottiene una buona finitura (Fig.2).

GB It is impossible to obtain a good cutting quality if only one tooth is working (Fig. 2).

F C'est impossible obtenir une bonne qualité de coupe si seulement un dent travaille (Fig.2).

E Es imposible que una sierra pueda cortar satisfactoriamente si solo un diente trabaja (Fig.2).

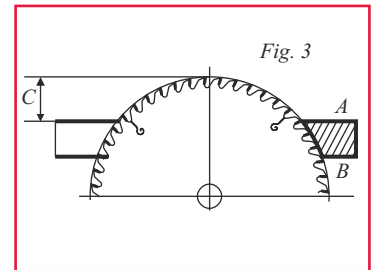


I Con l'aumentare di "C", diminuisce la scheggiatura della superficie "A" e aumenta quella della superficie "B". Quando "C" diminuisce avviene il contrario (Fig.3).

GB When "C" increases, the chipping of top face "A" decreases, and the chipping of bottom face "B" increases. When "C" decreases "B" decreases and "A" increases (Fig. 3).

F Quand "C" augmente, l'ébèchement de la surface "A" décroît et l'ébèchement de la surface "B" augmente. Quand "C" décroît, "B" décroît et "A" augmente (Fig.3).

E Con el aumentar de "C" decrece el astillado de la superficie "A" y aumenta así la superficie "B" cuando "C" decrece sucede el contrario (Fig.3).



ORDINAZIONI: nella compilazione dell'ordine precisare:

- 1) Articolo dell'utensile
- 2) Dimensioni dell'utensile (D x B x d x Z)
- 3) Numero di codice

- = Lame pronte a magazzino
- △ = Lame con consegna rapida
- = Lame da costruire
- * = Prezzo a richiesta
- 🚫 = Eco-sil
- 🚫 = Sil (Black Silent)
- 🚫 = Ultra-sil

COMMANDE: préciser les données:

- 1) Article de l'utensile
- 2) Dimension de l'utensile (D x B x d x Z)
- 3) Numero du code

- = Scies circulaires en magasin
- △ = Scies circulaires avec rapide livraison
- = Scies circulaires à construire
- * = Prix sur demande
- 🚫 = Eco-sil
- 🚫 = Sil (Black Silent)
- 🚫 = Ultra-sil

ORDERS: data to be specified:

- 1) Article of the tool
- 2) Dimension of the tool (D x B x d x Z)
- 3) Number of the code

- = Saw blades in stock
- △ = Saw blades with fast delivery
- = Saw blades to be produced
- * = Price on request
- 🚫 = Eco-sil
- 🚫 = Sil (Black Silent)
- 🚫 = Ultra-sil

ORDENES: datos para hacer el pedido:

- 1) Denominación de la herramienta
- 2) dimensiones de la herramienta (D x B x d x Z)
- 3) Numero del código

- = Hoja de sierra en stock
- △ = Hoja de sierra con entrega rapida
- = Hoja de sierra para construir
- * = Precio a petición
- 🚫 = Eco-sil
- 🚫 = Sil (Black Silent)
- 🚫 = Ultra-sil

ISTRUZIONI PER L'USO CORRETTO DELLE LAME

INSTRUCTIONS FOR THE RIGHT USE OF THE SAW BLADES

INSTRUCTIONS POUR LE CORRECT USAGE DES SCIES CIRCULAIRES

INSTRUCCIONES PARA EL USO CORRECTO DE LAS HOJAS

Controllare che la lama che si sta montando sia idonea al lavoro da eseguire (ved. pag. 14), perfettamente pulita e non presenti alcuna alterazione provocata da urti o da altri incidenti.

Controllare che l'albero su cui va montata sia:
- perfettamente diritto
- del diametro del foro della lama e in tolleranza H7.

Le flange di bloccaggio devono essere:
- di diametro uguale
- di diametro minimo di 1/3 della lama
- perfettamente parallele e ben pulite
- con il foro ortogonale al piano di appoggio

Eventuali anelli distanziali devono essere paralleli e ben puliti.

Controllare spesso l'affilatura delle lame e riaffilarle appena necessario mantenendo inalterate le geometrie originali dei denti.

Prima di iniziare la lavorazione controllare che:
- la lama sia ben bloccata.
- la velocità di rotazione sia quella giusta per la lama montata.

You have to check that the saw blade that you are assembling should be perfectly cleaned and suitable for the job you have to do (see page 14) and it doesn't have alterations caused by bumps or other accidents.

The tree for the assemblage must be:
- perfectly straight
- with the same diameter of the hole of the blade and with tolerance H7

The blocking flanges must be:
- with the same diameter between them.
- with the diameter of minimum 1/3 of the diameter of the blade
- perfectly parallels and cleaned
- with the hole orthogonal to the support plan

If there are spacers, they must be parallels and perfectly cleaned.

You've to check frequently the sharp of the blade: the blades need to be immediately sharpened when it's necessary keeping unchanged the original geometries of the teeth.

Before working you have to check that:
- the blade should be perfectly blocked
- the rotation speedy should be right for the blade you've assembled

Vérifier que la lame que vous êtes en train de monter soit indiquée pour le travail que vous devez faire (voir page 14), qu'elle soit parfaitement nettoyée et qu'elle ne soit pas endommagée (heurts ou autres accidentes).

L'arbre pour l'assemblage doit être:
- parfaitement droit
- avec le même diamètre du trou de la lame et tolérance H7

Vérifier que les brides d'attachement (pour le blocage) soient:
- du même diamètre
- avec un diamètre minimum de 1/3 de la lame
- parfaitement parallèles et nettoyées
- avec le trou orthogonal au plan de soutien

Les éventuels bagues de distance doivent être parfaitement parallèles et nettoyées.
Vérifier souvent l'affûtage des lames et leur donnez le fil toute suite s'il est nécessaire, en maintenant inaltérées les géométries originales des dents.

Avant de commencer le travail, vérifier que:
- la lame soit bien bloquée
- la vitesse de rotation soit celle exacte pour la lame que vous devez utiliser.

Controlar que la hoja que se está montando sea idonea al trabajo deseado (ver pag. 14) Perfectamente limpia y que no presente ninguna alteración probocada por golpes u otros accidentes.

Controlar que el arbol de leva en el cual se monta sea:
- perfectamente derecho
- del diametro del orificio de la hoja y tolerancia H7

Controlar que las bridas del bloqueo sean:
- de diametro igual
- de diametro minimo de 1/3 de la hoja
- perfectamente paralelas y bien limpias
- con el orificio ortogonal al plano de apoyo

Eventuales anillos separadores deben ser paralelos y limpios.

Controlar muy seguido la afilacion de las hojas y reafilarlas apenas sea necesario manteniendo inalterada la geometria original de los dientes.

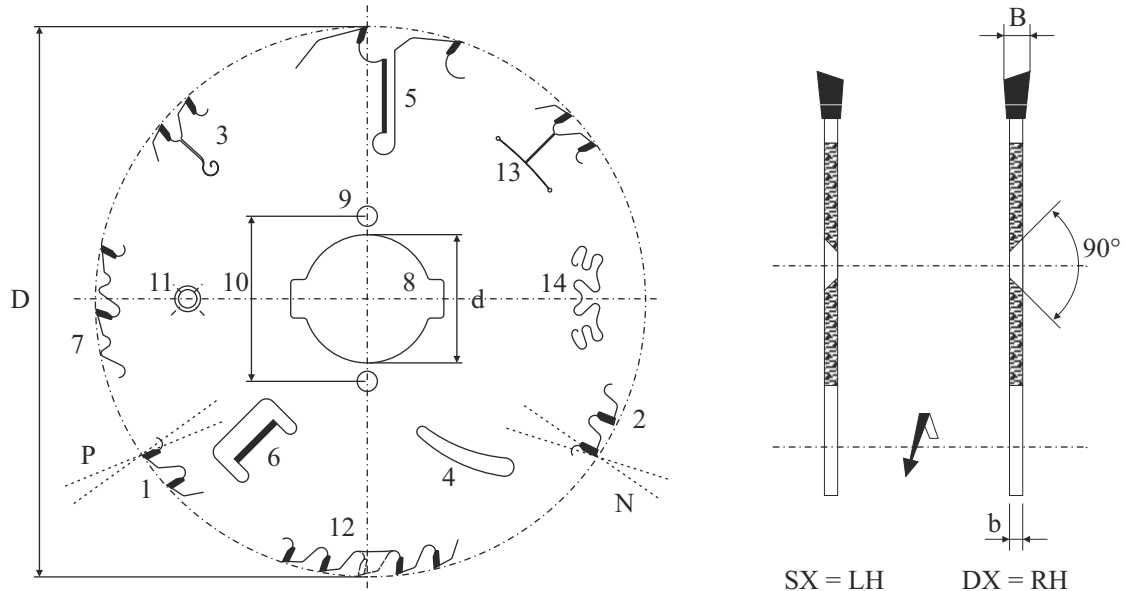
Controlar antes de iniciar el trabajo que:
- la hoja sea bien blocada
- la velocidad de rotación sea la deseada para la hoja montada

GEOMETRIA DELLE LAME CIRCOLARI

GEOMETRY OF CIRCULAR SAW BLADES

GEOMETRIE DES LAMES DES SCIES CIRCULAIRES

GEOMETRIA DE LAS HOJAS DE SIERRA CIRCULARES



INFORMAZIONE TECNICA

1	Angolo di attacco positivo	8	Chiavetta singola o doppia	D	Diametro esterno
2	Angolo di attacco negativo	9	Foro di trascinamento	B	Spessore di taglio
3	Taglio di dilatazione	10	Interasse fori di trascinamento	b	Spessore del corpo della lama
4	Cava di raffreddamento	11	Foro svasato per vite di fissaggio	d	Diametro del foro
5	Rasante esterno	12	Vano dente del settore	DX	Rotazione destra
6	Rasante interno	13	Taglio di semi - silenziatura	SX	Rotazione sinistra
7	Limitatore di truciolo	14	Taglio di silenziatura	Z	Numero dei taglianti

TECHNICAL INFORMATION

1	Positive hook angle	8	Single or double keyway	D	Outside tool diameter
2	Negative hook angle	9	Pin hole	B	Tooth thickness
3	Expansion slot	10	Pitch circle	b	Saw body thickness
4	Cooling slot	11	Countersink holes	d	Bore diameter
5	Outside wiper slot	12	Recess for hogger attachment	DX	Right hand rotation
6	Inside wiper slot	13	Semi low noise cut	SX	Left hand rotation
7	Chip limiter	14	Low noise cut	Z	Number of teeth

INFORMATION TECHNIQUE

1	Angle d'attaque positif	8	Rainure de clavette	D	Diamètre extérieur
2	Angle d'attaque négatif	9	Trou d'entraînement	B	Épaisseur du dent
3	Fente de dilatation	10	Circle de perçage	b	Épaisseur du corps de lame
4	Fente de refroidissement	11	Trou fraisé pour le fixation	d	Diamètre de l'alesage
5	Racleur extérieur	12	Echancrure pour dechiqueteur	DX	Rotation a droite
6	Racleur intérieur	13	Taillage semi silencieux	SX	Rotation a gauche
7	Limiteur de coupe	14	Taillage silencieux	Z	Nombre de dents

INFORMACION TECNICA

1	Angulo de ataque positivo	8	Llave singular o doble	D	Diametro externo
2	Angulo de ataque negativo	9	Orificio arrastrador	B	Espesor de corte
3	Junta de dilatacion	10	Circula de referencia	b	Espesor del cuerpo de la hoja
4	Ranura de refrigeracion	11	Taladro avellanado	d	Diametro del orificio
5	Rasurador externo	12	Hueco para segmento	DX	Giro a la derecha
6	Rasurador interno	13	Corte para sierra semi silenciosa	SX	Giro a la izquierda
7	Limitador viruta	14	Corte para sierra silenciosa	Z	Numero de dientes

GEOMETRIA DELLE LAME CIRCOLARI

GEOMETRY OF CIRCULAR SAW BLADES

GEOMETRIE DES LAMES DES SCIES CIRCULAIRES

GEOMETRIA DE LAS HOJAS DE SIERRA CIRCULARES

INFORMAZIONE TECNICA

AT	Angolo di attacco (positivo o negativo)
TA	Angolo di taglio
SP	Angolo di spoglia superiore
AS	Angolo assiale
SL	Angolo di spoglia laterale
SR	Angolo di spoglia radiale
IN	Angolo di incisione
CN	Angolo di conicità

TECHNICAL INFORMATION

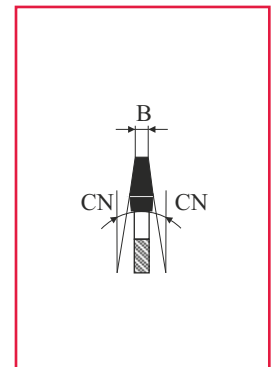
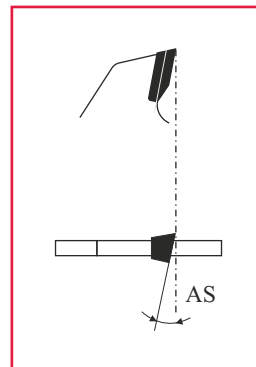
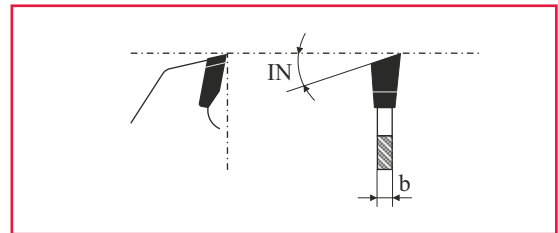
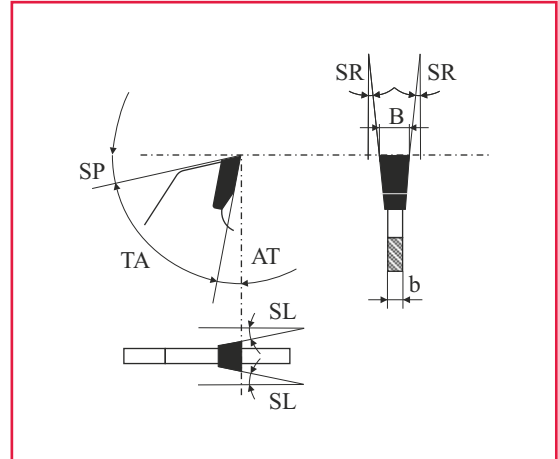
AT	Rake angle (positive or negative)
TA	Wedge angle
SP	Clearance angle
AS	Axial angle
SL	Side clearance angle
SR	Radial side angle
IN	Top bevel angle
CN	Conical angle

INFORMATION TECHNIQUE

AT	Angle d'attaque (positif ou negatif)
TA	Angle de coupe
SP	Angle de depouille
AS	Angle d'axe
SL	Angle de depouille laterale
SR	Angle de depouille radiale
IN	Angle d'incision
CN	Angle conique

INFORMACION TECNICA

AT	Angulo de ataque (positivo o negativo)
TA	Angulo del diente cuna
SP	Angulo de salida
AS	Angulo axial
SL	Angulo de salida lateral
SR	Angulo de salida radial
IN	Angulo de inclinacion
CN	Angulo conico



GEOMETRIA DELLE LAME CIRCOLARI

ORDINI O RICHIESTE SPECIALI

GEOMETRY OF CIRCULAR SAW BLADES

SPECIAL ORDER OR REQUEST

①

INFORMAZIONI CLIENTE

Nome Cliente/ _____
 Compagnia: _____
 Città/Paese: _____
 Contatto e-mail: _____
 Num. telefono: _____

INFORMAZIONI ORDINE

OFFERTA ORDINE

Macchina: _____
 Dimensioni: _____
 Flangia: _____
 Materiale tagliato: _____
 Giri/RMP: _____
 Velocità di _____
 avanzamento: _____
 Altezza di taglio: _____
 Qualità del materiale: _____

RICHIESTE SPECIALI

②

CUSTOMER INFORMATION

Customer name/ _____
 Company: _____
 City/Country: _____
 E-mail contact: _____
 Phone: _____

ORDER INFORMATION

OFFER ORDER

Machine: _____
 Size: _____
 Flange: _____
 Workpiece material: _____
 Cutting speed/RMP: _____
 Diving power: _____
 High of cut: _____
 Surface quality: _____

SPECIAL REQUEST

NOTE:

In caso di fori svasati indicare il tipo di vite.
 Spiegare il tipo di lavorazione richiesta.

In case of pin holes indicate the screw type.
 Specify the type of working required.


PAGINE DI RIFERIMENTO:

-Geometria delle lame/ Geometry of circular saw blade: pag 9

-Angoli/ Angle: pag 10

-Affilatura/ Sharpening: pag 14

DX-RH



SX-LH




TABELLA FORI TRASCINAMENTO

TABLE FOR PIN HOLES

TABLEAU POUR LES TROUS D'ENTRAÎNEMENT

CUADRO POR LOS ORIFICIOS ARRASTRADORS

Sotto sono stati indicati i fori presenti nel catalogo con le principali macchine a cui si adattano. I disegni sono in scala 1:1 per cui in caso di dubbio, basta sovrapporre la lama al disegno per verificare se i propri fori sono compatibili. In ogni caso è sempre possibile produrre o modificare le lame circolari secondo le esigenze del cliente.

Below are shown the holes you can find in the catalogue with the most important machines that fit. Drawings are 1:1 scale so if in doubt, just overlap the blade to the design to see if their holes are compatible. In any case it is always possible to produce or modify the circular blades according to customer requirements.

Ci-dessous ils sont indiqués les alésages que vous pouvez trouver dans ce catalogue, avec les principales machines auxquelles ils s'ajustent. Les dessins sont à l'échelle de 1 : 1 et, en cas de doute, il suffira superposer la lame au dessin pour vérifier si vos alésages sont compatibles.

Aquí abajo estan indicados los orificios que se pueden encontrar en este catálogo, con las máquinas principales a que se acomodan. Los dibujos son en escala de 1 : 1 y, en caso de duda, es suficiente superponer la hoja a el dibujo para comprobar si los orificios son compatibles.

En tout cas, c'est toujours possible produire ou modifier les lames circulaires selon les exigences du client.

En cualquier caso, es siempre posible producir o modificar las hojas de sierra según los requisitos del cliente.

MISURE FORI TRASCINAMENTO / PIN HOLES DIMENSION

MEASURES TROUS D' ENTRAÎNEMENT / MEDIDAS ORIFICIOS ARRASTRADORS

Nome / Name Prénom / Nombre	Dimensioni / Dimension Dimensions / Dimensiones	Macchine / Machines Machines / Máquinas
PH2	2/7/42 + 2/9,5/46,5 + 2/10/60	Combinazione universale / Universal Combination
PH4	2/14/110 + 2/7/110 + 4/9/100 + 4/19/120 + 2/9/130	GABBIANI - SCM - SELCO
PH5	4/15/105 + 3/7/100	GIBEN - HOMAG - MACMAZZA

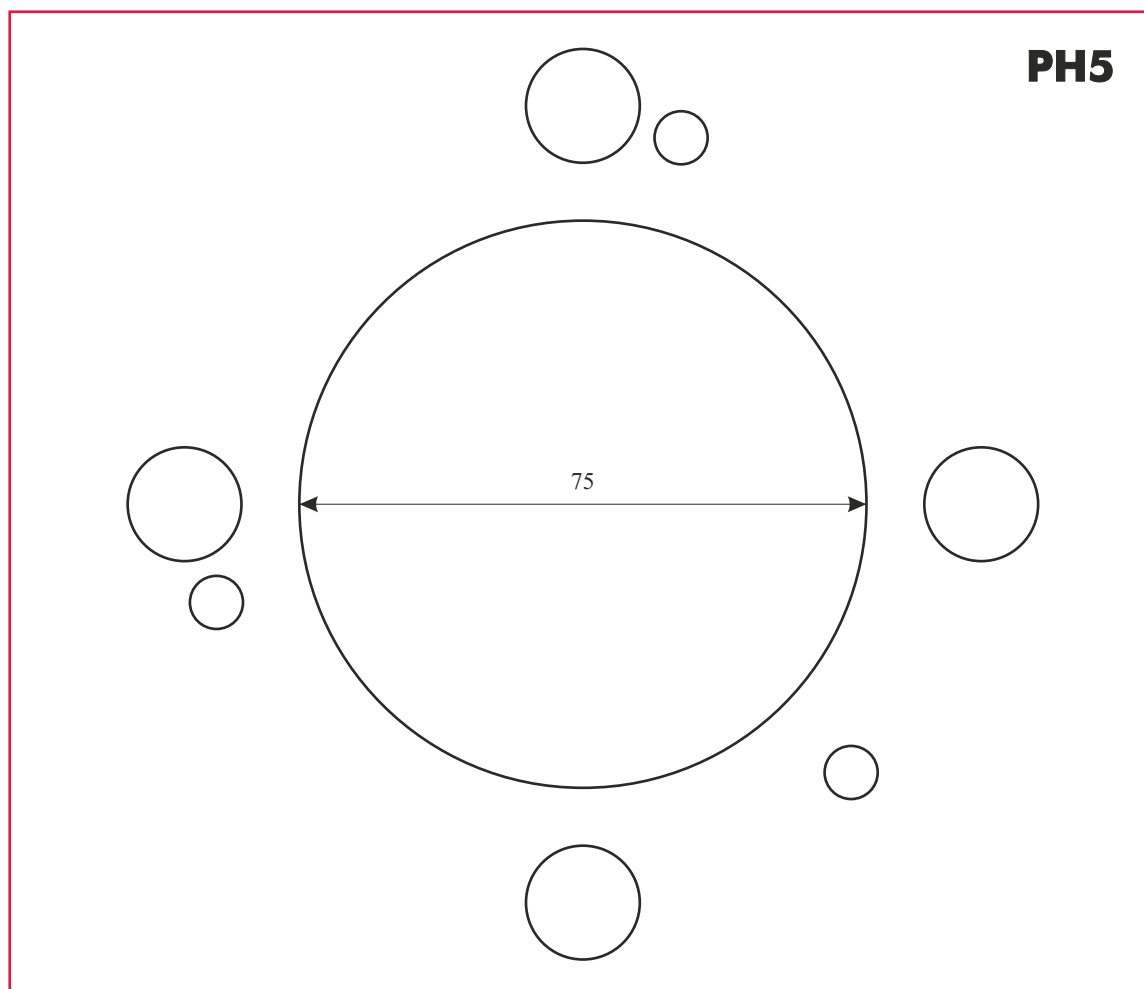
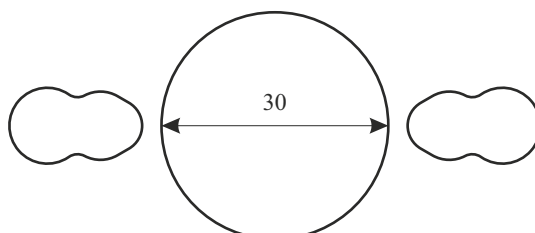
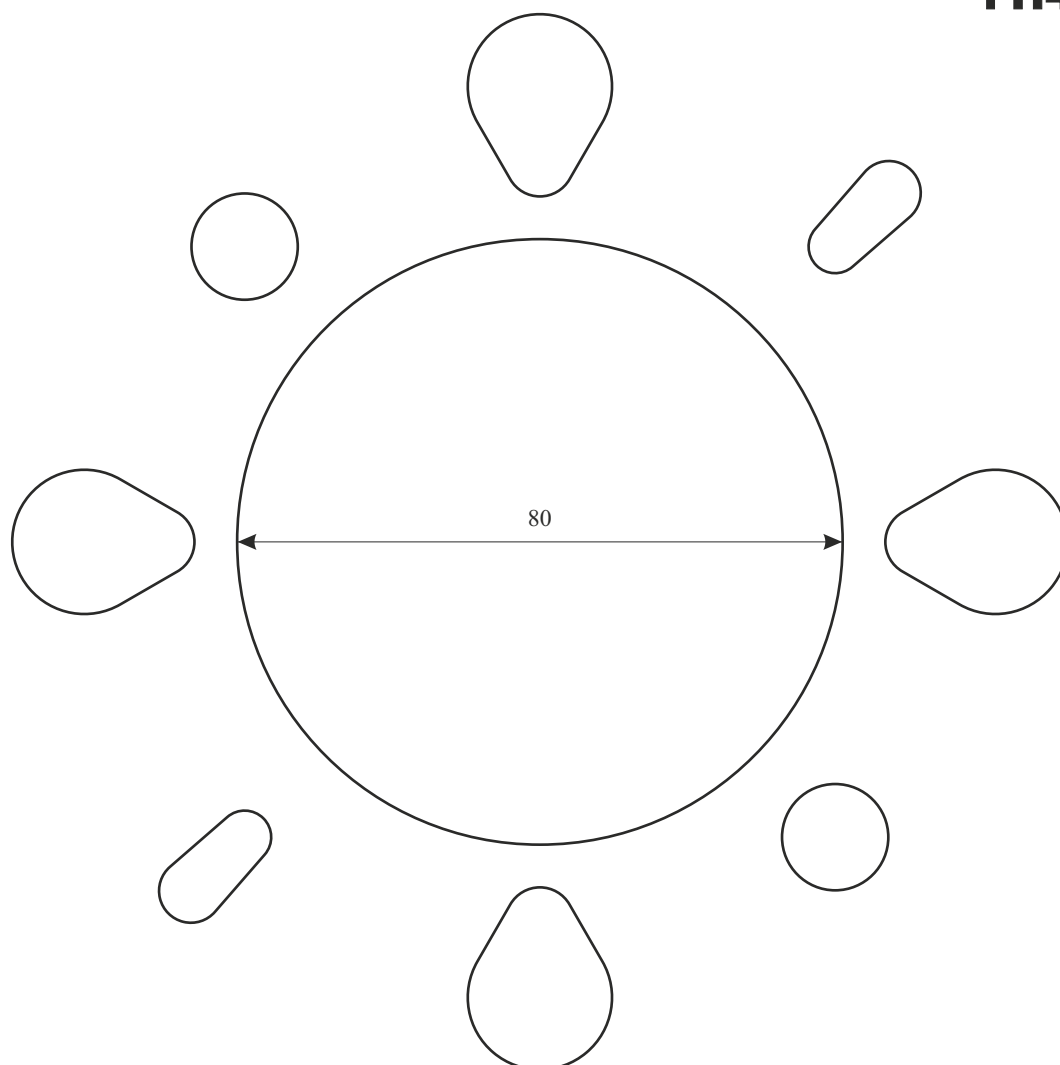


TABELLA FORI TRASCINAMENTO
TABLE FOR PIN HOLES
TABLEAU POUR LES TROUS D'ENTRAÎNEMENT
CUADRO POR LOS ORIFICIOS ARRASTRADOS

PH2

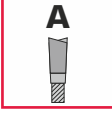
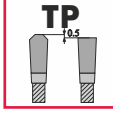
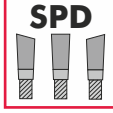
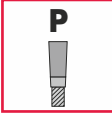
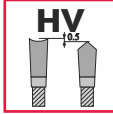
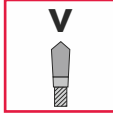
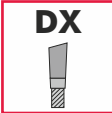
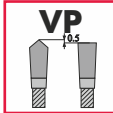
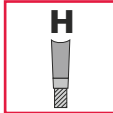
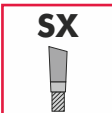
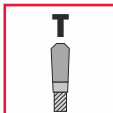
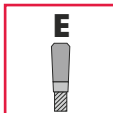
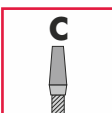
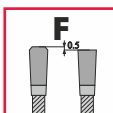
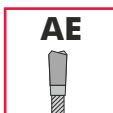


PH4



FORMA DEI TAGLIANTI

TEETH FORM FORME DE DENTURES FORME DE LOS DIENTES

	Dente alternato Alternate bevel tooth Denture alternée Diente alterno		Dente trapezio-piano Trapezoidal-flat tooth Denture trapézoïdale-plate Diente trapezoidal-recto		Dente sinistro-piano-destro Left-flat-right tooth Denture gauche-plate-droite Diente izquierdo-recto-derecho
	Dente piano Flat tooth Denture plate Diente recto		Dente concavo punta Inverted V-hollow tooth Denture concave pointue Diente concavo en punta		Dente a punta Inverted V-tooth Denture pointue Diente en punta
	Dente destro Tooth with right-hand bevels Denture biaisée à droite Diente biselados a la derecha		Dente punta-piano Inverted-V-flat tooth Denture toit et plate Diente punta y recto		Dente concavo Hollow tooth Denture concave Diente concavo
	Dente sinistro Tooth with left-hand bevels Denture biaisée à gauche Diente biselados a la izquierda		Dente trapezoidale Trapezoidal tooth Denture trapézoïdale Diente trapezoidal		Dente sbozzatore Flat tooth with bevels Denture plate avec biseaux Diente recto con bisels
	Dente conico Conical tooth Denture conique Diente conico		Dente sbozzatore-piano Trapezoidal-flat tooth Denture trapézoïdale-plate Diente trapezoidal-recto		Dente alternato-sbozzatore Alternate tooth with bevels Denture alternée avec biseaux Diente alterno con bisels

DETERMINAZIONE DELLA VELOCITÀ PERIFERICA (V_c)

HOW TO DETERMINE THE PERIPHERAL CUTTING SPEED (V_c) DETERMINATION DE LA VITESSE PERIPHERIQUE DE COUPE (V_c) DETERMINACIÓN DE LA VELOCIDAD PERIFERICA DE CORTE (V_c)

$$V_c = \frac{\rho \times D \times n}{60 \times 1000}$$

D = diametro - diameter - diamètre - diámetro

n = numero giri - revolution number - nombre de tours - número de giros

V_c (m/s) = velocità periferica - peripheral cutting speed - vitesse peripherique - velocidad periferica

n (g/min)	D (mm)														
	80	100	125	150	180	200	225	250	280	300	350	400	450	500	550
1000	-	-	-	-	-	10,5	12	13	14,5	16	18,5	21	23,5	26	29
1500	-	-	10	12	14	15,5	17,5	19,5	22	23,5	27,5	31,5	35,5	39,5	43
2000	-	10,5	13	15,5	19	21	23,5	26	29,5	31,5	36,5	42	47	52,5	57,5
2500	10,5	13	16,5	19,5	23,5	26	29,5	32,5	36,5	39	46	52,5	59	65,5	72
3000	13	15,5	19,5	23,5	28	31,5	35,5	39	44	47	55	63	70,5	78,5	86,5
3500	15	18,5	23	27,5	33	36,5	41	46	51,5	55	64	73,5	82,5	91,5	-
4000	17	21	26	31,5	37,5	42	47	52,5	58,5	63	73,5	84	94	-	-
4500	19	23,5	29,5	35,5	42,5	47	53	59	66	70,5	82,5	94	-	-	-
5000	21	26	32,5	39	47	52,5	59	65,5	73	78,5	91,5	-	-	-	-
5500	23	29	36	43	52	57,5	65	72	80,5	86,5	-	-	-	-	-
6000	25	31,5	39,5	47	56,5	63	70,5	78,5	88	94	-	-	-	-	-
6500	27	34	42,5	51	61,5	68	76,5	85	95,5	-	-	-	-	-	-
7000	29,5	36,5	46	55	66	73,5	82,5	91,5	-	-	-	-	-	-	-
7500	31,5	39,5	49	59	70,5	78,5	88,5	98	-	-	-	-	-	-	-
8000	33,5	42	52,5	63	75,5	84	94	-	-	-	-	-	-	-	-
8500	35,5	44,5	55,5	67	80	89	100	-	-	-	-	-	-	-	-
9000	37,5	47	59	70,5	85	94	-	-	-	-	-	-	-	-	-
9500	40	50	62	74,5	89,5	99,5	-	-	-	-	-	-	-	-	-
10000	42	52,5	65,5	78,5	94	-	-	-	-	-	-	-	-	-	-

DETERMINAZIONE DELLA VELOCITÀ DI AVANZAMENTO DEL MATERIALE (Vf)

HOW TO DETERMINE THE MATERIAL FEED RATE (Vf)

DETERMINATION DE LA VITESSE D'AVANCEMENT DU MATÉRIEL (Vf)

DETERMINACIÓN DE LA VELOCIDAD DE AVANCE DEL MATERIAL (Vf)

$$Vf = \frac{Z \times n \times Cz}{1000}$$

Z = numero dei denti - number of teeth - nombre de dents - numero de dientes

n = numero giri - revolution number - nombre de tours - numero de giros

Cz = avanzamento per dente - feed rate/tooth - avance/dents - avance/diente

Z										Cz (mm)	
6	12	24	36	48	60	72	80	96	120	FINITURA 0,03 ÷ 0,06	SGROSSATURA 0,1 ÷ 0,2
2000	1000	500	-	-	-	-	-	-	-	0,36 ÷ 0,72	1,2 ÷ 2,4
3000	1500	750	500	-	-	250	-	-	-	0,54 ÷ 1,08	1,8 ÷ 3,6
4000	2000	1000	-	500	-	-	-	-	-	0,72 ÷ 1,44	2,4 ÷ 4,8
5000	2500	1250	-	-	500	-	-	-	-	0,90 ÷ 1,80	3,0 ÷ 6,0
6000	3000	1500	1000	750	-	500	-	-	-	1,08 ÷ 2,16	3,6 ÷ 7,2
7000	3500	1750	-	-	-	-	-	-	-	1,26 ÷ 2,52	4,2 ÷ 8,4
8000	4000	2000	-	1000	800	-	-	500	-	1,44 ÷ 2,88	4,8 ÷ 9,6
9000	4500	2250	-	-	900	-	-	-	-	1,62 ÷ 3,24	5,4 ÷ 11,2
10000	5000	2500	-	1250	1000	-	-	-	-	1,80 ÷ 3,60	6,0 ÷ 12,0
12000	6000	3000	2000	1600	1200	1000	-	-	-	2,16 ÷ 4,32	7,2 ÷ 14,4
16000	8000	4000	-	2000	1600	-	-	1000	800	2,88 ÷ 5,76	9,6 ÷ 19,2
-	9000	4500	3000	2250	1800	1500	1350	-	900	3,24 ÷ 6,48	10,8 ÷ 21,6
-	12000	6000	4000	3000	2400	2000	1800	1500	1200	4,32 ÷ 8,64	14,4 ÷ 28,8
-	-	7500	5000	3750	3000	2500	2250	-	1500	5,40 ÷ 10,8	18,0 ÷ 36,0
-	16000	8000	-	4000	3200	-	2400	2000	1600	5,76 ÷ 11,52	19,2 ÷ 38,4
-	-	9000	6000	-	3600	3000	2700	2250	1800	6,48 ÷ 12,96	21,6 ÷ 43,2
-	-	10000	-	5000	4000	-	3000	2500	2000	7,20 ÷ 14,40	24,0 ÷ 48,0
-	-	12000	8000	6000	4800	4000	3600	3000	2400	8,64 ÷ 17,28	28,8 ÷ 57,6

n (g/min)

Vf (m/min)

La presente tabella rappresenta il numero massimo di giri (limite di sicurezza) a cui possono essere sottoposte le lame, ma non rappresenta il numero di giri ideale.

This table does not represent the ideal number of revolutions, but only the highest number of revolutions to keep (observe) the safety-limit.

Cette tableau ne représente pas le nombre idéal de tours, mais le maximum nombre de tours consenti pour respecter la limite de sûreté.

Este prospecto no representa el número ideal de giros, sino el número máximo de giros consentido para respetar el límite de seguridad.

D (mm)																
100	125	150	180	200	250	300	350	400	450	500	550	600	650	700	760	800
15.000	12.000	12.000	10.000	10.000	8.000	6.000	6.000	4.500	4.000	3.500	3.000	2.800	2.500	2.300	2.100	2.000
n max (g/min)																

Le quote riportate su questo catalogo sono espresse in millimetri

All the measures in this catalogue are in millimetres

Toutes les mesures de ce catalogue sont en millimètres

Las cuotas de este catalogo son expresadas en milímetros

ARTICOLI CONSIGLIATI
ADVISED ARTICLES
ARTICLES CONSEILLES
HERRAMIENTAS ACONSEJADOS

	<i>MATERIALI</i> <i>MATERIALS</i>	<i>MATÉRIAUX</i> <i>MATERIALES</i>
LEGNI NATURALI NATURAL WOOD BOIS NATUREL MADERAS	<i>Legni teneri long.</i> <i>Soft wood along</i> <i>Legni teneri trasv.</i> <i>Soft wood across</i> <i>Legni duri long.</i> <i>Hard wood along</i> <i>Legni duri trasv.</i> <i>Hard wood across</i> <i>Legni esotici long.</i> <i>Exotic wood along</i> <i>Legni esotici trasv.</i> <i>Exotic wood across</i> <i>Impiallacciati long.</i> <i>Veneers along</i> <i>Impiallacciati trasv.</i> <i>Veneers across</i>	<i>Bois tendres en long</i> <i>Maderas blan. longitudinal</i> <i>Bois tendres en travers</i> <i>Maderas blan. transversal</i> <i>Bois durs en long</i> <i>Maderas duras longitudinal</i> <i>Bois durs en travers</i> <i>Maderas duras transversal</i> <i>Bois exotiques en long</i> <i>Maderas exòt. longitudinal</i> <i>Bois exotiques en travers</i> <i>Maderas exòt. transversal</i> <i>Placages en long</i> <i>Chappas finas longitudinal</i> <i>Placages en travers</i> <i>Chappas finas transversal</i>
LEGNI PRESSATI TREATED WOOD BOIS AMELIORES MADERAS AMEJORADOS	<i>Compensati</i> <i>Plywood</i> <i>Compresso (truciolari)</i> <i>Compressed wood</i>	<i>Bois contre-plaquès</i> <i>Contrachapados</i> <i>Bois comprimès</i> <i>Madera prensada</i>
PANNELLI BOARD MATERIALS PANNEAUX TABLEROS	<i>Listellari</i> <i>Blockboard</i> <i>Impiallacciati</i> <i>Board veneered on both sides</i> <i>Fibra dura</i> <i>Hard board</i> <i>Fibra tenera</i> <i>Medium density board</i> <i>Rivestimento plastico</i> <i>Plastic laminated chipboard</i> <i>Rivestimento plastico</i> <i>High pressure laminate chipboard</i>	<i>Panneaux lattes</i> <i>Tableros alistonados</i> <i>Panneaux plaquès 2 faces</i> <i>Tableros rechapados en ambas caras</i> <i>Panneaux-fibres durs</i> <i>Tableros de fibras</i> <i>Panneaux-fibres tendres</i> <i>Tableros blandos</i> <i>Panneaux Lamifiès</i> <i>Tableros aglomerados con estratificado</i> <i>Panneaux de particules stratifiès</i> <i>Tableros aglomerados con melamin</i>
PANNELLI PLASTICI PLASTICS MATÉRIAUX PLASTIQUES PLASTICOS	<i>Termoplastici</i> <i>Solid thermoplastics</i> <i>Duroplastici</i> <i>Solid duroplastics</i> <i>Con legante in plastica</i> <i>Concrete bonded chipboard</i>	<i>Panneaux massifs thermoplastiques</i> <i>Tableros termoplàsticos</i> <i>Panneaux massifs duroplastiques</i> <i>Tableros estratificados</i> <i>Panneaux de particules à l'ant de ciment</i> <i>Tableros aglomerados a basa de cemento</i>
METALLI NON FERROSI NON-FERROUS METALS MÉTAUX NON FERREUX METALES NO FERREOS	<i>Profilati di alluminio</i> <i>Aluminium sections</i> <i>Alluminio</i> <i>Aluminium</i> <i>Leghe di alluminio</i> <i>Aluminium alloys</i>	<i>Profilés d'aluminium</i> <i>Perfilados de aluminio</i> <i>Aluminium</i> <i>Aluminio</i> <i>Alliages de aluminium</i> <i>Alliages aluminio</i>
METALLI FERROSI FERROUS METALS MÉTAUX FERREUX METALES FERREOS	<i>Profilati</i> <i>Profil</i> <i>Pieni</i> <i>Full</i> <i>Inox</i> <i>Inox</i>	<i>Profilés</i> <i>Perfilados</i> <i>Plein</i> <i>Lleno</i> <i>Inox</i> <i>Inox</i>

● Possibile / Possible / Possible / Possible

●● Buono / Good / Bon / Bueno

●●● Ottimo / Excellent / Excellent / Optimo

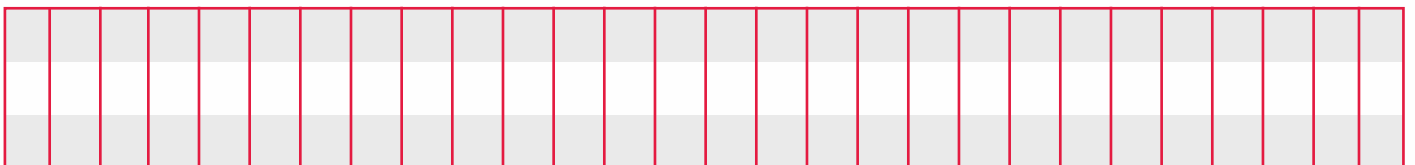
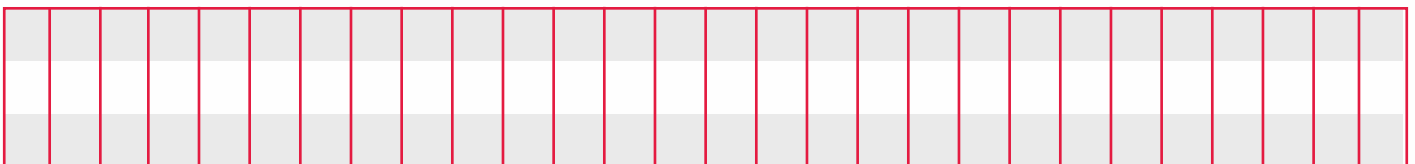
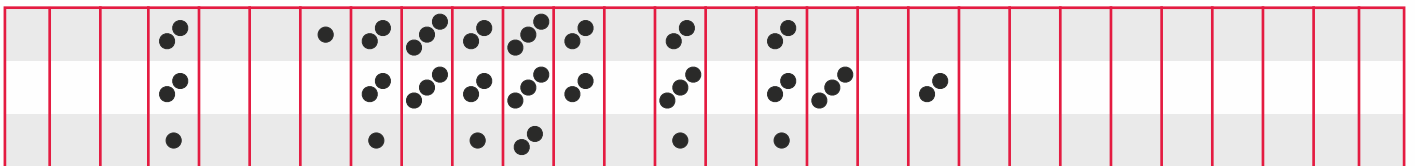
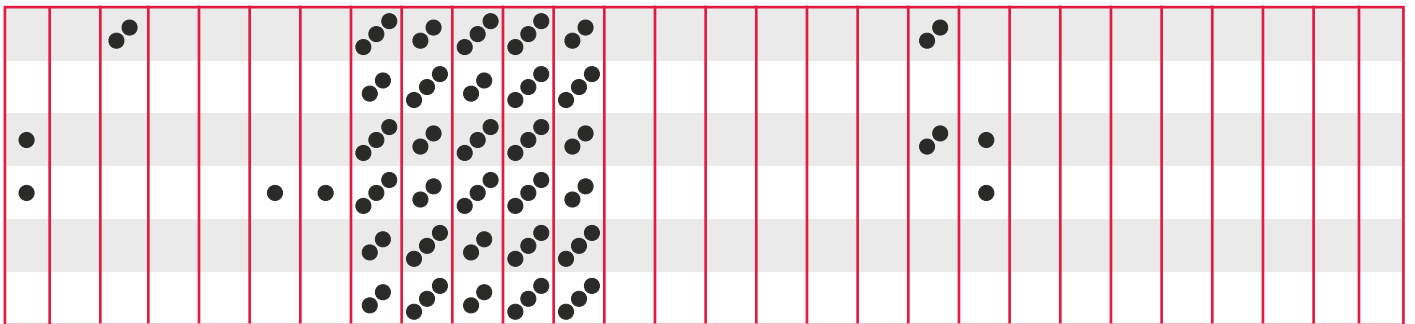

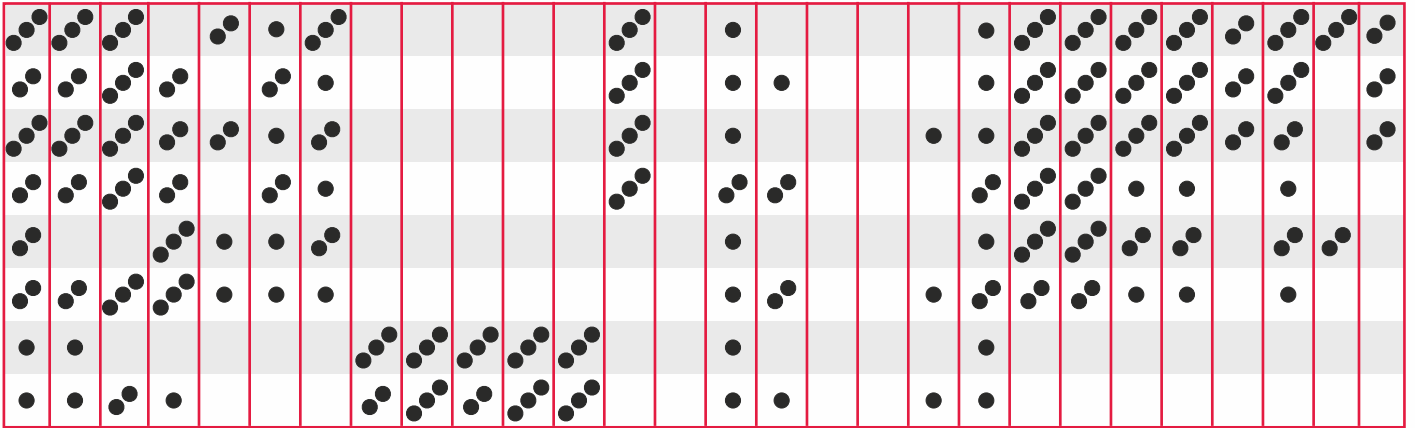
ARTICOLI CONSIGLIATI

ADVISED ARTICLES

ARTICLES CONSEILLÉS

HERRAMIENTAS ACONSEJADOS

102 104 106 108 110 112 114 116 117 118 119 120 121 122 125 126 127 128 129 132 138 139 140 141 142 143 ¹⁴³ RT 144



ARTICOLI CONSIGLIATI

ADVISED ARTICLES

ARTICLES CONSEILLES

HERRAMIENTAS ACONSEJADOS

	MATERIALI MATERIALS	MATÉRIAUX MATERIALES
LEGNI NATURALI NATURAL WOOD BOIS NATUREL MADERAS	<i>Legni teneri long. Soft wood along</i> <i>Legni teneri trasv. Soft wood across</i> <i>Legni duri long. Hard wood along</i> <i>Legni duri trasv. Hard wood across</i> <i>Legni esotici long. Exotic wood along</i> <i>Legni esotici trasv. Exotic wood across</i> <i>Impiallacciati long. Veneers along</i> <i>Impiallacciati trasv. Veneers across</i>	<i>Bois tendres en long Maderas blan. longitudinal</i> <i>Bois tendres en travers Maderas blan. transversal</i> <i>Bois durs en long Maderas duras longitudinal</i> <i>Bois durs en travers Maderas duras transversal</i> <i>Bois exotiques en long Maderas exòt. longitudinal</i> <i>Bois exotiques en travers Maderas exòt. transversal</i> <i>Placages en long Chappas finas longitudinal</i> <i>Placages en travers Chappas finas transversal</i>
LEGNI PRESSATI TREATED WOOD BOIS AMELIORES MADERAS AMEJORADOS	<i>Compensati Plywood</i> <i>Compresso (truciolari) Compressed wood</i>	<i>Bois contre-plaquès Contrachapados</i> <i>Bois comprimès Madera prensada</i>
PANNELLI BOARD MATERIALS PANNEAUX TABLEROS	<i>Listellari Blockboard</i> <i>Impiallacciati Board veneered on both sides</i> <i>Fibra dura Hard board</i> <i>Fibra tenera Medium density board</i> <i>Rivestimento plastico Plastic laminated chipboard</i> <i>Rivestimento plastico High pressure laminate chipboard</i>	<i>Panneaux lattes Tableros alistonados</i> <i>Panneaux plaquès 2 faces Tableros rechapados en ambas caras</i> <i>Panneaux-fibres durs Tableros de fibras</i> <i>Panneaux-fibres tendres Tableros fibras blandos</i> <i>Panneaux Lamifiès Tableros aglomerados con estratificado</i> <i>Panneaux de particules stratifiès Tableros aglomerados con melamin</i>
PANNELLI PLASTICI PLASTICS MATÉRIAUX PLASTIQUES PLASTICOS	<i>Termoplastici Solid thermoplastics</i> <i>Duroplastici Solid duroplastics</i> <i>Con legante in plastica Concrete bonded chipboard</i>	<i>Panneaux massifs thermoplastiques Tableros termoplàsticos</i> <i>Panneaux massifs duroplastiques Tableros estratificados</i> <i>Panneaux de particules à l'ant de ciment Tableros aglomerados a basa de cemento</i>
METALLI NON FERROSI NON-FERROUS METALS MÉTAUX NON FERREUX METALES NO FERREOS	<i>Profilati di alluminio Aluminium sections</i> <i>Alluminio Aluminium</i> <i>Leghe di alluminio Aluminium alloys</i>	<i>Profilés d'aluminium Perfilados de aluminio</i> <i>Alluminio Aluminio</i> <i>Alliages de aluminium Alliages aluminio</i>
METALLI FERROSI FERROUS METALS MÉTAUX FERREUX METALES FERREOS	<i>Profilati Profil</i> <i>Pieni Full</i> <i>Inox Inox</i>	<i>Profilés Perfilados</i> <i>Plein Lleno</i> <i>Inox Inox</i>

● Possibile / Possible / Possible / Possible

●● Buono / Good / Bon / Bueno

●●● Ottimo / Excellent / Excellent / Optimo

PER OGNI LAMA CIRCOLARE ED OGNI
APPLICAZIONE UNA SPECIFICA SILENZIATURA

FOR EACH CIRCULAR SAW BLADE AND
EACH APPLICATION SPECIFIC NOISELESS

POUR CHAQUE LAME CIRCULAIRE ET CHAQUE
APPLICATION UN TAILLAGE SILENCIEUX SPÉCIFIQUE

PARA CADA HOJA DE SIERRA Y CADA APLICACIÓN
UN CORTE PARA SIERRA SILENCIOSA PARTICULAR

LAME CIRCOLARI ECO-SIL GDA


GDA ECO-SIL CIRCULAR SAW BLADES

SCIES CIRCULAIRES GDA ECO-SIL

HOJAS CIRCULARES ECO-SIL GDA


Una serie di intagli con una particolare geometria contribuisce a ridurre il rumore.

Su ogni diametro di lama circolare la posizione è diversa in modo da non influenzare la tensionatura; questi intagli laser non riempiti sono il sistema più economico per diminuire il normale rumore durante il taglio. Particolarmente adatti su lame universali per tagli trasversali e longitudinali.

Sul catalogo sono identificate dal simbolo  posto vicino al numero di denti "Z".


A series of grooves with a particular geometry help to reduce noise; on each diameter of circular saw blades the position of the grooves is different, in this way they don't ruin the tension.

These laser grooves are the cheapest system to decrease noise during normal cutting. Particularly suitable for universal saw blades for transverse and longitudinal cutting.

On the catalogue are identified by the symbol  placed near the number of teeth "Z".

Une série de taillages avec une géométrie particulière contribue à diminuer le bruit.

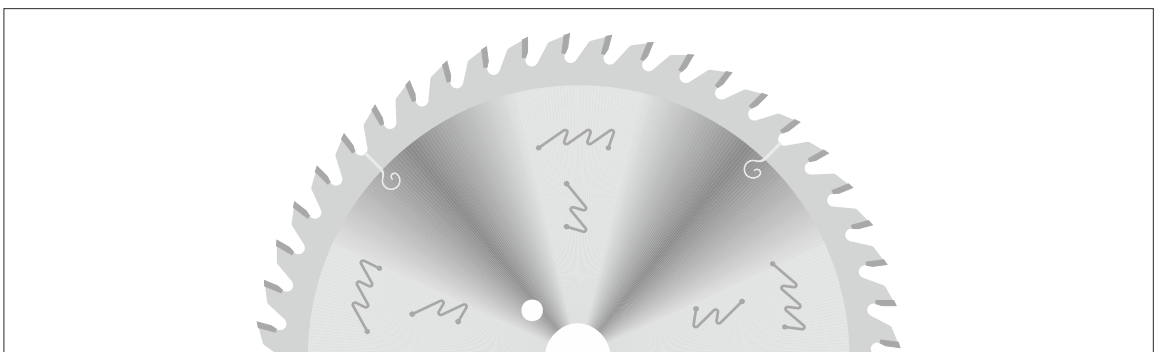
Sur chaque diamètre de la lame circulaire, la position est différente pour ne pas influencer la tension ; ces taillages en laser et pas remplis sont la façon plus économique pour réduire le bruit, qui normalement se produit pendant le débit. Particulièrement indiqués sur les lames universelles pour les débits transversaux et longitudinaux.

Dans le catalogue elles sont identifiées par le symbole  placé à côté du nombre des dents « Z ».

Una serie de cortes con una geometría particular contribuye a reducir el ruido.

Sobre cada diámetro de hojas de sierra, la posición es diferente para no influir sobre la tensión; estos cortes en láser y no llenados son el modo más económico para reducir el ruido, que normalmente se produce durante el corte. Particularmente indicados sobre las hojas de sierra para los cortes transversales y longitudinales.

En el catálogo se identifican por el símbolo  colocados al lado del número de dientes "Z".



PER OGNI LAMA CIRCOLARE ED OGNI
APPLICAZIONE UNA SPECIFICA SILENZIATURA

FOR EACH CIRCULAR SAW BLADE AND
EACH APPLICATION SPECIFIC NOISELESS

POUR CHAQUE LAME CIRCULAIRE ET CHAQUE
APPLICATION UN TAILLAGE SILENCIEUX SPÉCIFIQUE

PARA CADA HOJA DE SIERRA Y CADA APLICACIÓN
UN CORTE PARA SIERRA SILENCIOSA PARTICULAR

LAME CIRCOLARI SIL (BLACK SILENT) GDA

GDA SIL (BLACK SILENT) CIRCULAR SAW BLADES


SCIES CIRCULAIRES GDA SIL (BLACK SILENT)

HOJAS CIRCULARES SIL (BLACK SILENT) GDA

Uno speciale materiale fonoassorbente viene inserito all'interno di specifici intagli messi in posizioni particolari e diverse per ogni diametro di lama circolare. Tagli di dimensione non troppo grande e particolare forma sono stati studiati per lame da sezionatura, dove la robustezza del corpo sottoposto a grandi sforzi non deve essere compromessa.

Con questa soluzione assorbiamo il rumore e le vibrazioni e rendiamo unica la qualità di taglio e la durata della lama BLACK SILENT GDA da sezionatura.


Concetto simile ma geometria diversa per le lame da alluminio, anche qui uno speciale disegno è stato studiato per esaltare al massimo la prestazione di questa tipologia di lama. La speciale resina BLACK SILENT è resistente agli ultrasuoni e alle temperature elevate, quindi anche dopo numerose riaffilature l'efficienza del trattamento è garantita.

Sul catalogo sono identificate dal simbolo  posto vicino al numero di denti "Z".

Special sound-absorbing material is placed in specific laser grooves placed in special positions and different for each diameter of circular saw blade. Size of laser cuts not too big, and special shape were studied for circular saw blades for panel, where the strength of the body subjected to great efforts must not be compromised.

With this solution the noise and vibration are absorbed and obtained cutting quality and the duration of the circular saw blade BLACK SILENT GDA for panel are unique.


Similar concept but different geometry for aluminium circular saw blades, again a special cut was designed to bring out the best performance of this type of blade. The BLACK SILENT special resin is resistant to ultrasonic and high temperatures, so even after several regrinding the treatment efficiency is guaranteed.

On the catalogue are identified by the symbol  placed next to the number of teeth "Z".

Un matériel spécial insonorisant est inséré dans des taillages spécifiques placés en positions particulières et différentes pour chaque diamètre de lame circulaire. Des taillages de dimension pas trop grand et faits en forme particulière sont états étudiés pour les lames pour le débit de panneaux, où la robustesse du corps, soumis à des grands efforts, ne doit pas être compromise.

Avec cette solution, le bruit et la vibration sont absorbés et nous rendons unique la qualité du débit et la durée des lames BLACK SILENT GDA pour le débit de panneaux.


Le concept est le même, mais la géométrie est différente, pour les lames pour l'acier, ici aussi un dessin spécial a été étudié pour améliorer au maximum la prestation de cette typologie de lame. La résine spéciale BLACK SILENT est résistante aux ultrasons et aux hautes températures ; donc, même après beaucoup d'affûtages, l'efficiencia du traitement est garantie.

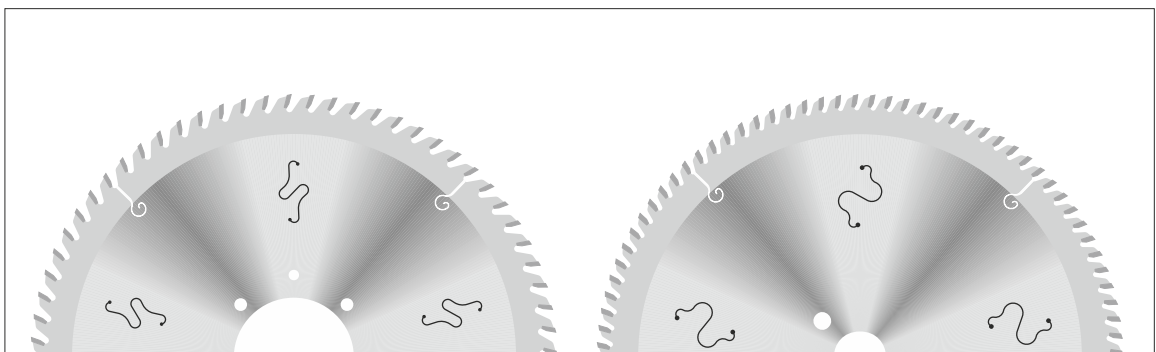
Dans le catalogue elles sont identifiées par le symbole  placé à côté du nombre des dents « Z ».

Un material especial que insonoriza es insertado en cortes específicos colocados en posiciones particulares y diferentes para cada diámetro de hoja de sierra. Cortes de dimensión no más grande y en forma particular son estados estudiado para la hoja para el despiezado de tableros, donde la robustez del cuerpo, sometido a grandes esfuerzos, no debe ser comprometida.

Con esta solución, el ruido y la vibración son absorbidos y hacemos única la calidad del corte y la duración de la hoja BLACK SILENT GDA para el despiezado de tableros.

El concepto es lo mismo, pero la geometría es diferente, para las hojas para el acero, aquí también un dibujo especial fue estudiado para mejorar como máximo la prestación de esta tipología de hoja. La resina especial BLACK SILENT es resistente a los ultrasonidos y a las temperaturas altas; pues, hasta después de muchas afiladuras, la eficiencia del tratamiento es garantizada.

En el catálogo se identifican por el símbolo  colocados al lado del número de dientes "Z".



PER OGNI LAMA CIRCOLARE ED OGNI
APPLICAZIONE UNA SPECIFICA SILENZIATURA

FOR EACH CIRCULAR SAW BLADE AND
EACH APPLICATION SPECIFIC NOISELESS

POUR CHAQUE LAME CIRCULAIRE ET CHAQUE
APPLICATION UN TAILLAGE SILENCIEUX SPÉCIFIQUE

PARA CADA HOJA DE SIERRA Y CADA APLICACIÓN
UN CORTE PARA SIERRA SILENCIOSA PARTICULAR

LAME CIRCOLARI ULTRA-SIL GDA

GDA ULTRA-SIL CIRCULAR SAW BLADES SCIES CIRCULAIRES GDA ULTRA-SIL HOJAS CIRCULARES ULTRA-SIL GDA


Dove è richiesto il massimo abbattimento possibile del rumore, adatta su qualsiasi tipo di lama in particolare per universali su taglio trasverso e lungo vena.

La superiorità delle lame silenziate GDA nasce da una serie di studi e dall'impegno di nuove tecnologie; infatti grazie alla oculata posizione dei tagli "silenzianti", alla loro forma, dimensione, numero, ma soprattutto al materiale fono-assorbente inserito, si ottengono degli ottimi risultati.

Gli speciali "silenzianti" GDA permettono di assorbire sia longitudinalmente che trasversalmente le "onde sonore" che si generano durante il taglio.

Numerosi sono perciò i vantaggi:

- assenza di vibrazioni
- miglior finitura di taglio
- rumorosità notevolmente ridotta


Sul catalogo sono identificate dal simbolo  posto vicino al numero di denti "Z".

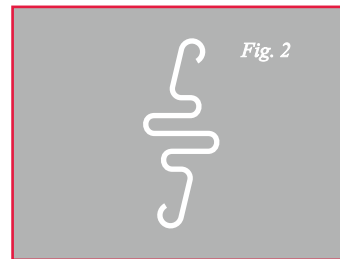
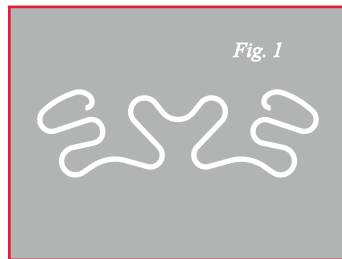
The superiority of the GDA low-noise saw blades results from a series of studies and from the use of new technologies; in fact, thanks to the ingenious position of our "silent cuts", to their form, dimension, number and most of all to the noise absorbing material inside, you can obtain very good results.

The special GDA "silent cuts" enable the absorption of the "sound-waves" that are produced during the cutting both longitudinally and transversally.

Therefore there are many advantages:

- absence of vibration
- better finished cut
- noise level drastically reduced

In the catalog are identified by the symbol  placed next to the number of teeth "Z".




La supériorité des lames silencieuses GDA est née depuis longues études et avec l'emploi des nouvelles technologies : en effet, grâce à la position des coups "silencieux", à leur forme, dimension, numéro, mais surtout au matériel insonorisant inséré, nous pouvons obtenir des excellents résultats.

Les spéciaux "silencieux" GDA nous permettent d'absorber soit longitudinalement que transversalement les ondes sonores que naissent pendant le découpage.

Les avantages sont nombreux :

- absence des vibrations
- meilleure finition de découpage
- bruit extrêmement réduit


Dans le catalogue sont identifiés par le symbole  placé à côté du nombre de dents "Z".

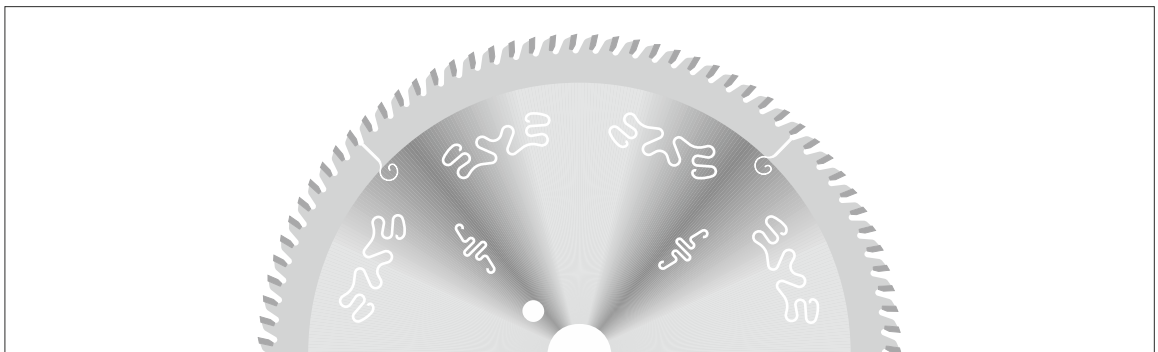
La superioridad de las hojas silenciadas GDA nace de una serie de estudios y del uso de nuevas tecnologías; por lo tanto, gracias a la atenta posición de los cortes "silenciadores", a las formas, dimensiones, número y sobretodo al material, fono - absorbente incluido, se logran óptimos resultados.

Los especiales "silenciadores" GDA permiten de absorber sea longitudinalmente que transversalmente las "ondas sonoras" que se generan durante el corte.

Numerosas son las ventajas:

- ausencia de vibraciones
- mejor ejecución de corte
- rumor notablemente reducido

En el catálogo se identifican por el símbolo  colocados al lado del número de dientes "Z".



NUOVO RIVESTIMENTO "GDA - COATED"

NEW SAW BLADE "GDA - COATED" NOUVEAU REVETEMENT "GDA - COATED" NUEVO REVESTIMIENTO "GDA - COATED"

La ditta G.D.A. nel suo programma di ricerca e sviluppo ha creato una nuova tipologia di lame denominate "GDA COATED". Dette lame hanno la particolarità di non essere soggette alla corrosione e alla ruggine, di essere antiaderenti, di avere minore attrito durante la lavorazione, di ridurre notevolmente la temperatura del corpo lama durante il taglio, di diminuire l'assorbimento di corrente elettrica e sono perciò particolarmente indicate in tutte quelle situazioni ove c'è un'alta percentuale di umidità, all'aria aperta (cantieri edili), nelle segherie, dove si lavora con materiale bagnato, molto umido o con tendenza ad incrostare (plastiche, gomme etc.), dove sono presenti resina o colle e dove è richiesto minor attrito (tagli sottili).

L'eccezionalità delle lame "GDA COATED" consiste nel fatto che il corpo della lama, anche nelle lavorazioni più difficoltose, tende a rimanere sempre pulito e diritto, quindi l'utensile risulterà sempre perfettamente efficiente.

Tutte le lame del presente catalogo possono essere richieste con tipologia "GDA COATED".

La funzionalità del sistema "GDA COATED" è garantita per tutta la durata della lama.

La G.D.A. pendant le programme de recherche et développement a créé une nouvelle typologie de lames appelées "GDA COATED". Pour leur propriétés de ne subir pas de corrosion et de rouille, d'être anti-adhérent, de ne produire pas de frottement, de réduire considérablement la température du corps de la lame pendant le travail et de réduire l'absorption d'électricité ces lames sont particulièrement indiquées pour toutes les situations où il y a une haute pourcentage de humidité, à l'air ouverte (chantiers de constructions), dans les scieries, avec le matériel mouillé, très humide au avec la tendance à incruster (plastique et gomme), où il y a résine et colle, et où c'est nécessaire un moindre frottement (coupes fines).

L'exceptionnalité de la lame "GDA COATED" est le fait que le corps de la lame tende à rester net et droit aussi pendant le travail plus difficile, donc l'outil sera toujours parfaitement efficient.

Toutes les lames de ce catalogue peuvent être demandées avec la typologie "GDA COATED".

La fonctionnalité du système "GDA COATED" est garantie pour toute la vie de la lame.

During his program of research and development, the GDA company has built a new kind of saw blades called "GDA COATED". These saws don't suffer the corrosion and the rust, they're not sticking, they produce less friction during the use, they reduce the temperature of the body of the saw blade during the cut, they reduce the absorption of electricity and so, they're particularly indicated for all the situations where there is an high percentage of humidity, at the open air (building sites), in the saw-mills, when it's necessary working with wet material or with material very humid or with tendency to encrust (plastic and rubber etc.), where there are resin or glue, and where it's necessary less friction (thin cut).

The exceptionality of the saw "GDA COATED" is that the body remains cleaned and straight even during difficult working and so the tool will be always very efficient.

All the saw blades in this catalogue could be ordered with the typology "GDA COATED".

The functionality of the system "GDA COATED" is guaranteed for all the life of the saw.

La empresa G.D.A. en su programa de búsqueda y desarrollo ha creado una nueva tipología de hojas llamadas "GDA COATED". Dichas hojas tienen la particularidad de no ser sujetas a la corrupción ni al herrumbre, de ser anti-adherente, de tener menor frotamiento durante la elaboración, de reducir notablemente la temperatura del cuerpo de la hoja durante el corte, de disminuir el consumo de corriente eléctrica y son por lo tanto particularmente indicadas en todas aquellas situaciones donde hay un alto porcentaje de humedad, al aire abierto (barraca de la edificación), en los aserraderos, donde se trabaja con material bañado, muy humedo o con tendencia a incrustaciones (plastica, gomas, etc) donde se presentan resinas o colas y donde se pide menor frotamiento (cortes finos).

La excepcionalidad de las hojas "GDA COATED" consiste en el hecho que el cuerpo de la hoja, también en las elaboraciones más dificultosas tiende a quedarse siempre limpio y derecho, por lo tanto, los utensilios resultan siempre perfectamente eficaces.

Todas las hojas del presente catalogo pueden ser pedidas con tipología "GDA COATED".

La funcionalidad del sistema "GDA COATED" es garantizada por toda la durata de la hoja.



SISTEMA DI FISSAGGIO HYDRO

HYDRO CLAMPING SYSTEM LE SYSTEM DE FIXAGE HYDRO SISTEMA DE FIJACION HYDRO

Il sistema Hydro consiste in due manicotti d'acciaio tra i quali c'è uno strato di grasso che trasmette la pressione e li fa espandere verso l'albero e l'utensile, eliminando errori di centratura.

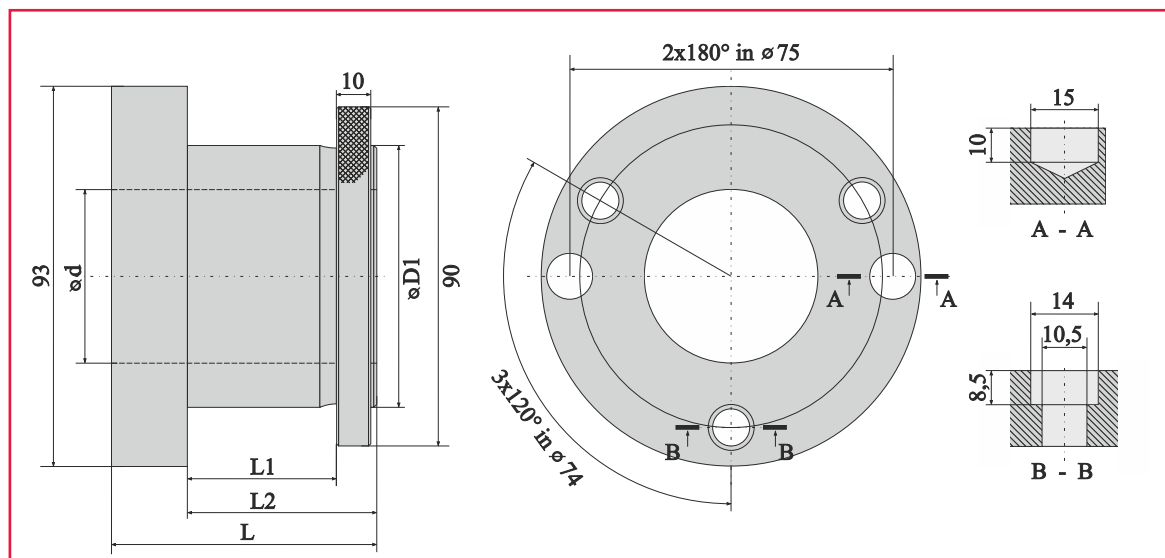
In the Hydro system a layer of grease between two hardened steel sleeves transmits the pressure and permits their expansion towards the spindle and the tool so the error of centring is eliminated.

Le system Hydro est composé par deux manchons en acier entre lesquels il y a une couche de graisse qui transmette la pression et permette leur expansion vers l'arbre et l'outil éliminant ainsi les erreurs de centrage.

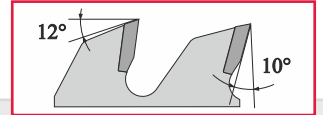
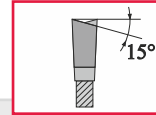
El sistema Hydro consiste en dos manguitos de acero entre los cuales hay un estrato de grasa que transmite la presión y lo hace derramar hacia el árbol de ceva y al utensilio, eliminando errores de centrado.



TIPO	d	D1	L	L1	L2	KG	COD
B-35/60-75	35	60	75	40	55	1,9	AH3575
B-35/60-115	35	60	115	80	95	2,5	AH35115
B-35/60-140	35	60	140	105	120	2,8	AH35140
B-35/60-165	35	60	165	130	145	3,0	AH35165
B-40/60-75	40	60	75	40	55	1,7	AH4075
B-40/60-115	40	60	115	80	95	2,2	AH40115
B-40/60-140	40	60	140	105	120	2,5	AH40140
B-40/60-165	40	60	165	130	145	2,8	AH40165
B-40/60-215	40	60	215	180	195	3,4	AH40215
B-50/60-75	50	60	75	40	55	1,3	AH5075
B-50/60-95	50	60	95	60	75	1,4	AH5095
B-50/60-115	50	60	115	80	95	1,6	AH50115
B-50/60-140	50	60	140	105	120	1,7	AH50140
B-50/60-190	50	60	190	155	170	2,1	AH50190
B-50/60-230	50	60	230	195	210	2,4	AH50230
B-50/60-240	50	60	240	205	220	2,5	AH50240



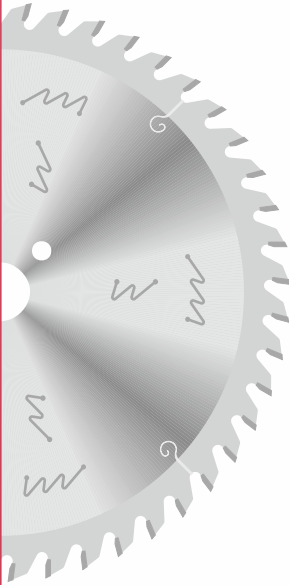
LAMA CIRCOLARE UNIVERSALE



GB Universal circular saw blade

F Scie circulaire universelle

E Hoja de sierra para empleo universal



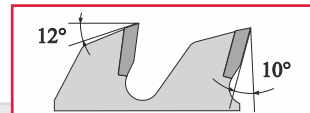
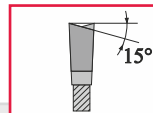
	D	B	b	d	•●•	Z	COD
○	100	3,2	2,2	20		20	LU100322020
○	120	3,2	2,2	20		20	LU120322020
○	125	3,2	2,2	20		24	LU125322024
○	140	3,2	2,2	30		24	LU140323024
○	150	3,2	2,2	30		24	LU150323024
○	160	3,2	2,2	30		24	LU160323024
○	180	3,2	2,2	30		30	LU180323030
○	200	3,2	2,2	30		34	LU200323034
○	220	3,2	2,2	30		34	LU220323034
○	250	3,2	2,2	30	PH2	40	LU2503230F40
○	275	3,2	2,2	30	PH2	44	LU2753230F44
○	280	3,2	2,2	30	PH2	48	LU2803230F48
○	300	3,2	2,2	30	PH2	48	LU3003230F48
□	330	3,2	2,2	30	PH2	52	LU3303230F52
○	350	3,5	2,5	30	PH2	54	LU3503530F54
○	400	4,0	2,8	30	PH2	60	LU4004030F60
○	450	4,2	2,8	30	2/10/60	66	LU4504230F66
△	450	4,2	2,8	35		66	LU450423566
○	450	4,2	2,8	30	2/10/60	72	LU4504230F72
△	450	4,2	2,8	35		72	LU450423572
○	500	4,2	2,8	30	2/10/60	72	LU5004230F72
△	500	4,2	2,8	35		72	LU500423572
○	550	5,2	3,6	30	2/10/60	80	LU5505230F80
○	550	5,2	3,6	35		80	LU550523580
○	600	5,2	3,6	30	2/10/60	80	LU6005230F80
○	600	5,2	3,6	35		80	LU600523580
□	650	6,2	4,0	35		84	LU650623584
○	700	6,2	4,0	40		84	LU700624084

IM

104




LAMA CIRCOLARE UNIVERSALE



GB Universal circular saw blade

F Scie circulaire universelle

E Hoja de sierra para empleo universal



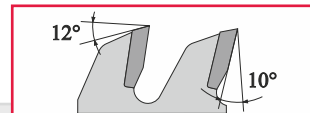
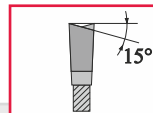
	D	B	b	d	●●●	Z	COD
□	140	3,2	2,2	30		32	LU140323032
□	150	3,2	2,2	30		30	LU150323030
○	160	3,2	2,2	30		36	LU160323036
○	170	3,2	2,2	30		36	LU170323036
○	180	3,2	2,2	30		36	LU180323036
□	200	3,2	2,2	30		42	LU200323042
○	250	3,2	2,2	30	PH2	48	LU2503230F48
○	300	3,2	2,2	30	PH2	60	LU3003230F60
○	315	3,2	2,2	30	PH2	72	LU3153230F72
○	350	3,5	2,5	30	PH2	72	LU3503530F72
○	400	4,0	2,8	30	PH2	80	LU4004030F80
○	450	4,2	2,8	30	2/10/60	88	LU4504230F88
△	450	4,2	2,8	35		88	LU450423588
○	500	4,2	3,0	30	2/10/60	96	LU5004230F96
△	500	4,2	3,0	35		96	LU500423596
△	550	5,2	3,6	30	2/10/60	96	LU5505230F96
△	550	5,2	3,6	35		96	LU550523596
△	600	5,2	3,6	30	2/10/60	96	LU6005230F96
△	600	5,2	3,6	35		96	LU600523596
○	700	6,2	4,0	40		120	LU7006240120

IM

106




LAMA CIRCOLARE UNIVERSALE



GB Universal circular saw blade

F Scie circulaire universelle

E Hoja de sierra para empleo universal

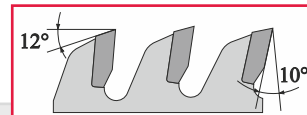
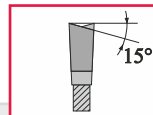


	D	B	b	d	●●●	Z	COD
□	120	3,2	2,2	20		30	LU120322030
△	120	3,2	2,2	30		30	LU120323030
□	125	3,2	2,2	20		30	LU125322030
△	125	3,2	2,2	30		30	LU125323030
○	150	3,2	2,2	30		36	LU150323036
○	180	3,2	2,2	30		48	LU180323048
○	200	3,2	2,2	30		48	LU200323048
○	220	3,2	2,2	30	PH2	48	LU2203230F48
○	250	3,2	2,2	30	PH2	60	LU2503230F60
□	275	3,2	2,2	30	PH2	68	LU2753230F68
○	300	3,2	2,2	30	PH2	72	LU3003230F72
□	330	3,2	2,2	30	PH2	72	LU3303230F72
○	350	3,5	2,5	30	PH2	84	LU3503530F84
○	400	4,0	2,8	30	PH2	96	LU4004030F96
○	450	4,2	2,8	30	2/10/60	108	LU4504230F108
△	450	4,2	2,8	35		108	LU4504235108
○	500	4,2	3,0	30	2/10/60	120	LU5004230F120
△	500	4,2	3,0	35		120	LU5004235120

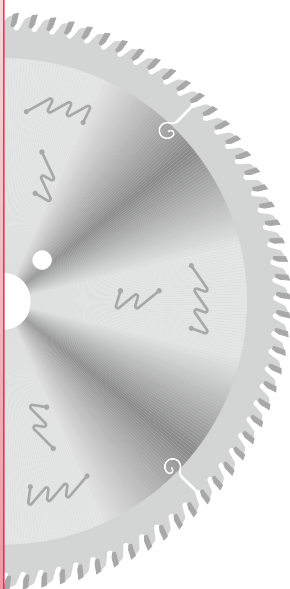
I
M

1
0
8

LAMA CIRCOLARE AD ALTO RENDIMENTO



GB High - efficiency circular saw blade **F** Scie circulaire avec haut rendement **E** Hoja de sierra de alto rendimiento



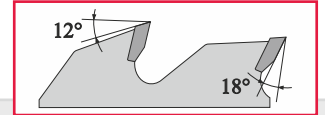
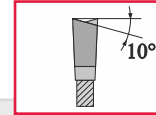
	D	B	b	d	●●●	Z	COD
○	100	3,2	2,2	30		30	LU100323030
○	120	3,2	2,2	30		36	LU120323036
□	125	3,2	2,2	30		40	LU125323040
○	150	3,2	2,2	30		48	LU150323048
○	160	3,2	2,2	30		48	LU160323048
○	180	3,2	2,2	30		56	LU180323056
○	200	3,2	2,2	30		64	LU200323064
○	220	3,2	2,2	30	PH2	64	LU2203230F64
□	225	3,2	2,2	30	PH2	72	LU2253230F72
○	250	3,2	2,2	30	PH2	80	LU2503230F80
□	275	3,2	2,2	30	PH2	88	LU2753230F88
○	300	3,2	2,2	30	PH2	96	LU3003230F96
□	320	3,2	2,2	30	PH2	96	LU3203230F96
○	330	3,2	2,2	30	PH2	96	LU3303230F96
○	350	3,5	2,5	30	PH2	108	LU3503530F108
○	400	4,0	2,8	30	PH2	120	LU4004030F120
○	450	4,2	3,0	30	2/10/60	132	LU4504230F132
△	450	4,2	3,0	35		132	LU4504235132
○	500	4,2	3,0	30	2/10/60	144	LU5004230F144
△	500	4,2	3,0	35		144	LU5004235144

I
M

1
1
0

GDA
High-tech tools

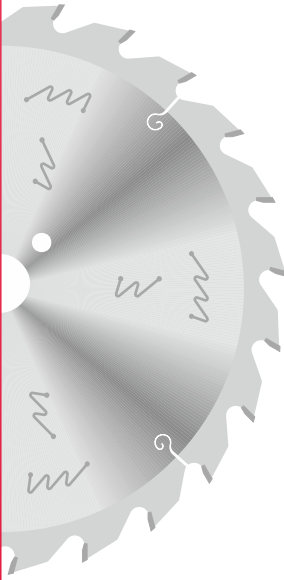
LAMA CIRCOLARE PER TAGLI LONGITUDINALI



GB Lengthwise cutting circular saw blade

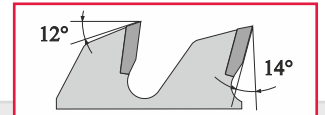
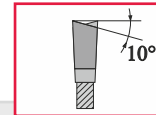
F Scie circulaire pour coupes longitudinales

E Hoja de sierra para empleo cortes longitudinales



	D	B	b	d	●●●	Z	COD
□	200	3,2	2,2	30		16	LN200323016
○	250	3,2	2,2	30	PH2	20	LN2503230F20
○	300	3,2	2,2	30	PH2	24	LN3003230F24
○	350	3,5	2,5	30	PH2	28	LN3503530F28
○	400	4,0	2,8	30	PH2	32	LN4004030F32
○	450	4,2	2,8	30	2/10/60	36	LN4504230F36
△	450	4,2	2,8	35		36	LN450423536
○	500	4,2	2,8	30	2/10/60	40	LN5004230F40
△	500	4,2	2,8	35		40	LN500423540
○	550	5,2	3,6	30	2/10/60	44	LN5505230F44
△	550	5,2	3,6	35		44	LN550523544
○	600	5,2	3,6	30	2/10/60	48	LN6005230F48
△	600	5,2	3,6	35		48	LN600523548
□	650	6,2	4,0	35		48	LN650623548
○	700	6,2	4,0	30	2/10/60	48	LN7006230F48
□	700	6,2	4,0	40		48	LN700624048


LAMA CIRCOLARE PER TAGLI TRASVERSALI



GB Transversal cutting circular saw blade

F Scie circulaire pour débits transversaux

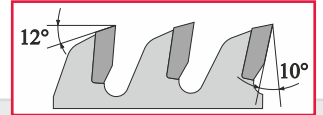
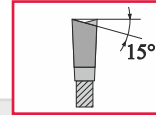
E Hoja de sierra para cortes trasversales



	D	B	b	d	●●●	Z	COD
○	180	3,2	2,2	30		24	LU180323024
○	200	3,2	2,2	30		24	LU200323024
○	250	3,2	2,2	30	PH2	30	LU2503230F30
□	275	3,2	2,2	30	PH2	32	LU2753230F32
○	300	3,2	2,2	30	PH2	36	LU3003230F36
□	330	3,2	2,2	30	PH2	40	LU3303230F40
○	350	3,5	2,5	30	PH2	42	LU3503530F42
○	400	4,0	2,8	30	PH2	48	LU4004030F48
○	450	4,2	2,8	30	2/10/60	54	LU4504230F54
△	450	4,2	2,8	35		54	LU450423554
○	500	4,2	2,8	30	2/10/60	60	LU5004230F60
△	500	4,2	2,8	35		60	LU500423560
○	550	5,2	3,6	30	2/10/60	60	LU5505230F60
○	550	5,2	3,6	35		60	LU550523560
○	600	5,2	3,6	30	2/10/60	60	LU6005230F60
○	600	5,2	3,6	35		60	LU600523560
□	650	6,2	4,0	35		64	LU650623564
○	700	6,2	4,0	30	2/10/60	64	LU7006230F64
△	700	6,2	4,0	40		64	LU700624064

GDA
High-tech tools

LAMA CIRCOLARE AD ALTO RENDIMENTO - HIGH LINE



I
M

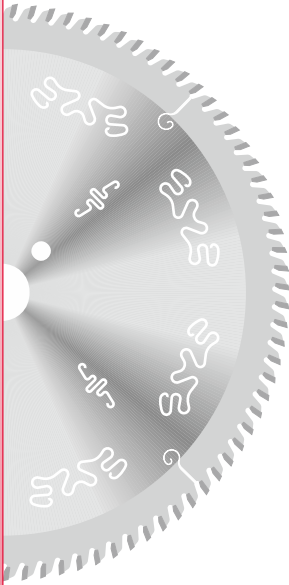
GB High-efficiency circular saw blade
high line

F Scie circulaire avec haut rendement
high line

E Hoja de sierra de alto rendimiento
high line

1
1
5

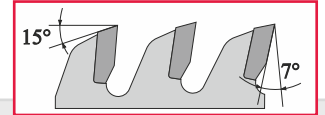
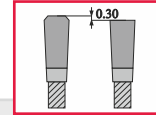
HIGH
LINE



	D	B	b	d	●●●	Z	COD
○	250	3,2	2,2	30	PH2	40	LU2503230F40I
○	250	3,2	2,2	30	PH2	60	LU2503230F60I
○	250	3,2	2,2	30	PH2	80	LU2503230F80I
○	300	3,2	2,2	30	PH2	48	LU3003230F48I
○	300	3,2	2,2	30	PH2	60	LU3003230F60I
○	300	3,2	2,2	30	PH2	72	LU3003230F72I
○	300	3,2	2,2	30	PH2	96	LU3003230F96I
○	350	3,5	2,5	30	PH2	54	LU3503530F54I
○	350	3,5	2,5	30	PH2	72	LU3503530F72I
○	350	3,5	2,5	30	PH2	84	LU3503530F84I
○	350	3,5	2,5	30	PH2	108	LU3503530F108I
○	400	4,0	2,8	30	PH2	60	LU4004030F60I
○	400	4,0	2,8	30	PH2	80	LU4004030F80I
○	400	4,0	2,8	30	PH2	96	LU4004030F96I
○	400	4,0	2,8	30	PH2	120	LU4004030F120I

I
M

LAMA CIRCOLARE PER PANNELLI RIVESTITI




(GB) Circular saw blade for cutting plastic laminated panels

(F) Scie circulaire pour panneaux stratifiés

(E) Hoja de sierra para tableros estratificados

1
1
6

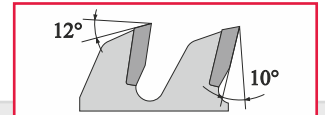
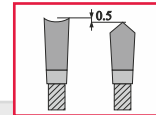


	D	B	b	d	●●●	Z	COD
○	200	3,2	2,2	30		64	LS200323064T
○	220	3,2	2,2	30	PH2	64	LS2203230F64T
○	250	3,2	2,2	30	PH2	60	LS2503230F60T
○	250	3,2	2,2	30	PH2	80	LS2503230F80T
○	300	3,2	2,2	30	PH2	72	LS3003230F72T
○	300	3,2	2,2	30	PH2	96	LS3003230F96T
□	320	3,2	2,2	30	PH2	72	LS3203230F72T
□	320	3,2	2,2	30	PH2	96	LS3203230F96T
○	350	3,5	2,5	30	PH2	84	LS3503530F84T
○	350	3,5	2,5	30	PH2	108	LS3503530F108T
○	400	4,0	2,8	30	PH2	120	LS4004030F120T
○	450	4,2	3,0	30	2/10/60	132	LS4504230F132T
△	450	4,2	3,0	35		132	LS4504235132T

GDA
High-tech tools

I
M

LAMA CIRCOLARE CON TAGLIENTI CONCAVI




(GB) Circular saw blade with hollow / inverted - V tooth

(F) Scie circulaire avec denture concave

(E) Hoja de sierra con dientes concave

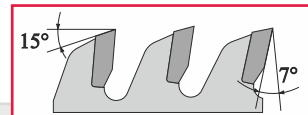
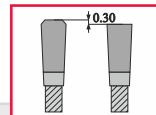
1
1
7



	D	B	b	d	●●●	Z	COD
○	220	3,2	2,2	30	PH2	42	LH2203230F42P
○	250	3,2	2,2	30	PH2	48	LH2503230F48P
○	300	3,2	2,2	30	PH2	60	LH3003230F60P
□	303	3,2	2,2	30	PH2	60	LH3033230F60P
○	350	3,5	2,5	30	PH2	72	LH3503530F72P

GDA
High-tech tools

LAMA CIRCOLARE PER PANNELLI RIVESTITI - HIGH LINE



(GB) Circular saw blade for cutting plastic laminated panels high line

(F) Scie circulaire pour panneaux stratifiés high line


(E) Hoja de sierra para tableros estratificados high line

I
M

1
1
8

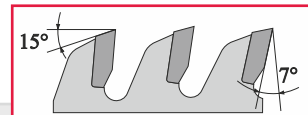
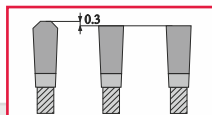
HIGH
LINE

GAA
High-tech tools



	D	B	b	d	•●•	Z	COD
○	250	3,2	2,2	30	PH2	60	LS2503230F60TI
○	250	3,2	2,2	30	PH2	80	LS2503230F80TI
○	300	3,2	2,2	30	PH2	72	LS3003230F72TI
○	300	3,2	2,2	30	PH2	96	LS3003230F96TI
○	350	3,5	2,5	30	PH2	84	LS3503530F84TI
○	350	3,5	2,5	30	PH2	108	LS3503530F108TI

LAMA CIRCOLARE PER PANNELLI RIVESTITI - HIGH LINE



(GB) Circular saw blade for cutting plastic laminated panels high line

(F) Scie circulaire pour panneaux stratifiés high line


(E) Hoja de sierra para tableros estratificados high line

I
M

1
1
9

HIGH
LINE

GAA
High-tech tools



	D	B	b	d	•●•	Z	COD
○	250	3,2	2,2	30	PH2	78	LS2503230F78TFFI
○	300	3,2	2,2	30	PH2	96	LS3003230F96TFFI
□	350	3,5	2,5	30	PH2	108	LS3503530F108TFFI

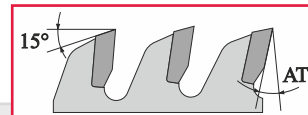
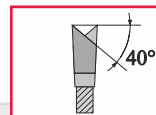
OTTIMA FINITURA ANCHE SENZA INCISORE
DURATA MAGGIORE DATA DALL'AFFILATURA TFF

EXCELLENT FINISHED CUT, WITHOUT SCORER TOO
GREATER LIFETIME THANKS TO THE SHARPENING TFF

EXCELLENTE FINITION, MÊME SANS L'INCISEUR
DURÉE PLUS GRANDE GRÂCE À L'AFFÛTAGE TFF

ÓPTIMO ACABADO TAMBIÉN SIN INCISOR
MAYOR DURACIÓN GRACIAS A L'AFILADURA TFF

LAMA CIRCOLARE PER PANNELLI RIVESTITI - HIGH LINE



GB Circular saw blade for cutting plastic laminated panels high line

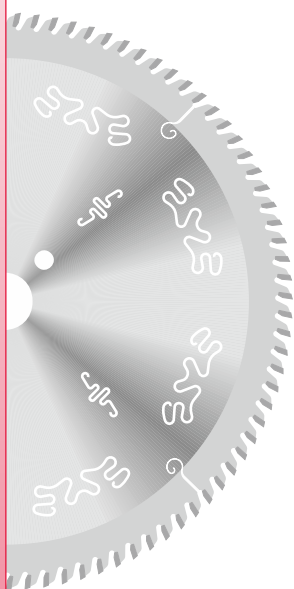
F Scie circulaire pour panneaux stratifiés high line

E Hoja de sierra para tableros estratificados high line

I
M

1
2
0

HIGH
LINE

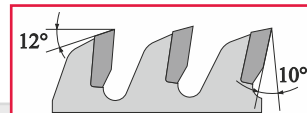
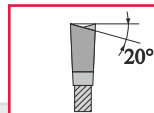
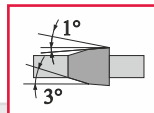


	D	B	b	d	•●•	Z	AT	COD
○	250	3,2	2,2	30	PH2	80	-2°	LS2503230F80GNI
○	300	3,2	2,2	30	PH2	96	2°	LS3003230F96GI
○	350	3,5	2,5	30	PH2	108	5°	LS3503530F108GI

OTTIMA FINITURA ANCHE SENZA INCISORE
EXCELLENT FINISHED CUT, WITHOUT SCORER TOO
EXCELLENTE FINITION, MÊME SANS L'INCISEUR
ÓPTIMO ACABADO TAMBIÉN SIN INCISOR

I
M

LAMA CIRCOLARE PER TAGLI DI CORNICI



GB Circular saw blade for frames

F Scie circulaire pour cadres

E Hoja de sierra para molduras

1
2
1

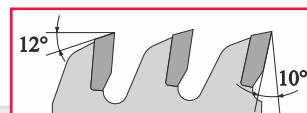
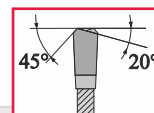


	D	B	b	d	●●●	Z	COD
□	200	3,0	2,5	30		64	LQ200303064/C
□	250	3,0	2,5	30	PH2	60	LQ250303060/C
○	250	3,0	2,5	30	PH2	80	LQ250303080/C
□	300	3,0	2,5	30	PH2	72	LQ300303072/C
○	300	3,0	2,5	30	PH2	96	LQ300303096/C
□	350	3,2	2,5	30	PH2	84	LQ350323084/C
○	350	3,2	2,5	30	PH2	108	LQ3503230108/C

GDA
High-tech tools

I
M

LAMA CIRCOLARE PER TAGLIO MATERIALI PLASTICI



GB Circular saw blade for plastic material

F Scie circulaire pour matériel plastique

E Hoja de sierra para material plastico

1
2
2

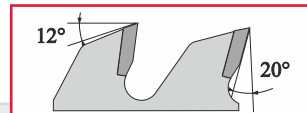
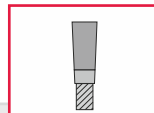
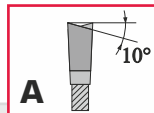


	D	B	b	d	●●●	Z	COD
□	200	3,0	2,5	30		64	LV200303064/C
○	250	3,0	2,5	30	PH2	80	LV250303080/C
○	300	3,0	2,5	30	PH2	96	LV300303096/C
○	350	3,2	2,5	30	PH2	108	LV3503230108/C

GDA
High-tech tools

I
M

LAMA CIRCOLARE A SPESSORE EXTRASOTTILE



GB Extra thin circular saw blade

F Scie circulaire extra mince

E Hoja de sierra extra - delgada

1
2
3



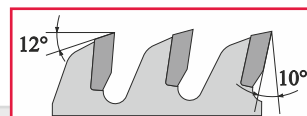
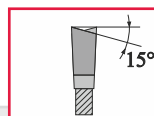
	D	B	b	a	●●●	Z	B/C	COD
□	180	1,8	1,2	40		28	B	LF180184028
□	180	1,8	1,2	60	3/9/74	28	B	LF1801860F28
□	200	1,8	1,2	40		32	B	LF200184032
□	200	1,8	1,2	60	3/9/74	32	B	LF2001860F32
□	225	1,8	1,2	40		36	B	LF225184036
□	225	1,8	1,2	60	3/9/74	36	B	LF2251860F36
□	225	2,0	1,4	40		36	C	LF225204036
□	225	2,0	1,4	60	3/9/74	36	C	LF2252060F36
○	250	2,0	1,4	30	PH2	40A	C	LF2502030F40
□	250	2,0	1,4	40		40	C	LF250204040
□	250	2,0	1,4	60	3/9/74	40	C	LF2502060F40

B= BLACK SISTEM
C= COATED

GDA
High-tech tools

I
M

LAMA CIRCOLARE A SPESSORE EXTRASOTTILE



GB Extra thin circular saw blade

F Scie circulaire extra mince

E Hoja de sierra extra - delgada

1
2
4



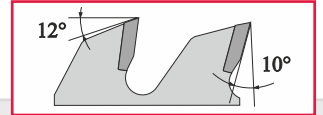
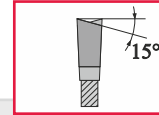
	D	B	b	d	●●●	Z	B/C	COD
□	150	1,6	1,2	30		48	B	LF150163048
○	150	2,0	1,4	30		36	C	LF150203036
○	180	1,8	1,2	30		56	B	LF180183056
○	180	2,0	1,4	30		48	C	LF180203048
○	200	2,0	1,4	30		48	C	LF200203048
○	200	2,0	1,4	30		64	C	LF200203064
○	250	2,0	1,4	30	PH2	60	C	LF2502030F60
○	250	2,0	1,4	30	PH2	80	C	LF2502030F80
○	300	2,0	1,4	30	PH2	72	C	LF3002030F72
○	300	2,0	1,4	30	PH2	96	C	LF3002030F96
□	350	2,5	1,8	30	PH2	84	C	LF3502530F84
□	350	2,5	1,8	30	PH2	108	C	LF3502530F108

B= BLACK SISTEM
C= COATED

GDA
High-tech tools

I
M

LAMA CIRCOLARE UNIVERSALE A SPESSORE SOTTILE




GB Universal thin circular saw blade

F Scie circulaire universelle avec épaisseur mince

E Hoja de sierra delgada para empleo universal

1
2
5

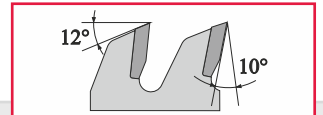
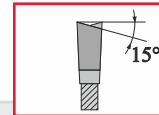


	D	B	b	d	●●●	Z	COD
○	150	2,5	1,8	30		24	LF150253024
○	180	2,5	1,8	30		30	LF180253030
○	200	2,5	1,8	30		34	LF200253034
○	250	2,5	1,8	30	PH2	40	LF2502530F40
○	300	2,5	1,8	30	PH2	48	LF3002530F48
○	350	2,8	2,0	30	PH2	54	LF3502830F54
△	400	3,6	2,5	30	PH2	60	LF4003630F60

GDA
High-tech tools

I
M

LAMA CIRCOLARE UNIVERSALE A SPESSORE SOTTILE




GB Universal thin circular saw blade

F Scie circulaire universelle avec épaisseur mince

E Hoja de sierra delgada para empleo universal

1
2
6

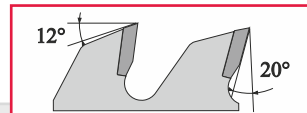
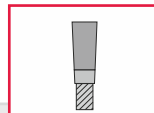
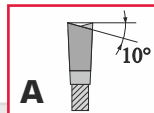


	D	B	b	d	●●●	Z	COD
□	150	2,5	1,8	30		36	LF150253036
□	180	2,5	1,8	30		48	LF180253048
○	200	2,5	1,8	30		48	LF200253048
○	250	2,5	1,8	30	PH2	60	LF2502530F60
○	300	2,5	1,8	30	PH2	72	LF3002530F72
□	350	2,8	2,0	30	PH2	84	LF3502830F84
△	400	3,6	2,5	30	PH2	96	LF4003630F96

GDA
High-tech tools

I
M

LAMA CIRCOLARE A SPESSORE EXTRASOTTILE



GB Extra thin circular saw blade

F Scie circulaire extra mince

E Hoja de sierra extra - delgada

1
2
3



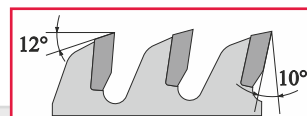
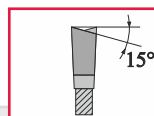
	D	B	b	a	●●●	Z	B/C	COD
□	180	1,8	1,2	40		28	B	LF180184028
□	180	1,8	1,2	60	3/9/74	28	B	LF1801860F28
□	200	1,8	1,2	40		32	B	LF200184032
□	200	1,8	1,2	60	3/9/74	32	B	LF2001860F32
□	225	1,8	1,2	40		36	B	LF225184036
□	225	1,8	1,2	60	3/9/74	36	B	LF2251860F36
□	225	2,0	1,4	40		36	C	LF225204036
□	225	2,0	1,4	60	3/9/74	36	C	LF2252060F36
○	250	2,0	1,4	30	PH2	40A	C	LF2502030F40
□	250	2,0	1,4	40		40	C	LF250204040
□	250	2,0	1,4	60	3/9/74	40	C	LF2502060F40

B= BLACK SISTEM
C= COATED

GDA
High-tech tools

I
M

LAMA CIRCOLARE A SPESSORE EXTRASOTTILE



GB Extra thin circular saw blade

F Scie circulaire extra mince

E Hoja de sierra extra - delgada

1
2
4



	D	B	b	d	●●●	Z	B/C	COD
□	150	1,6	1,2	30		48	B	LF150163048
○	150	2,0	1,4	30		36	C	LF150203036
○	180	1,8	1,2	30		56	B	LF180183056
○	180	2,0	1,4	30		48	C	LF180203048
○	200	2,0	1,4	30		48	C	LF200203048
○	200	2,0	1,4	30		64	C	LF200203064
○	250	2,0	1,4	30	PH2	60	C	LF2502030F60
○	250	2,0	1,4	30	PH2	80	C	LF2502030F80
○	300	2,0	1,4	30	PH2	72	C	LF3002030F72
○	300	2,0	1,4	30	PH2	96	C	LF3002030F96
□	350	2,5	1,8	30	PH2	84	C	LF3502530F84
□	350	2,5	1,8	30	PH2	108	C	LF3502530F108

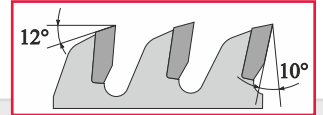
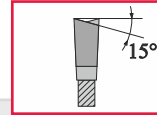
B= BLACK SISTEM
C= COATED

GDA
High-tech tools

I
M

1
2
9

LAMA CIRCOLARE CON RINFORZO A SPESSORE EXTRASOTTILE



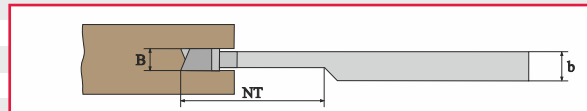
(GB) Extra thin circular saw blade with hub

(F) Scie circulaire extra mince avec corps renforcé

(E) Hoja de sierra extra - delgada con rebajes del cuerpo base



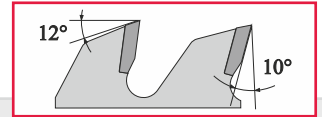
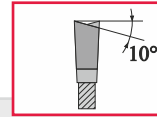
	D	B	b	d	•●•	NT	Z	COD
○	125	1,5	2,2/1,0	30		22	40	LX125153040
△	150	1,5	2,2/1,0	30		25	48	LX150153048
○	180	1,5	2,2/1,0	30		27	56	LX180153056
○	200	1,6	2,2/1,1	30		28	64	LX200163064
○	250	1,6	2,2/1,1	30	PH2	35	80	LX2501630F80
○	300	1,7	2,2/1,2	30	PH2	40	96	LX3001730F96



I
M

1
3
2

LAMA CIRCOLARE A GROSSO SPESSORE




Universal circular saw blade with big thickness



Scie circulaire universelle avec gros épaisseur



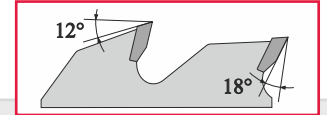
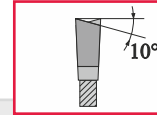
Hoja de sierra espesa para empleo universal



	D	B	b	d	•••	Z	COD
○	150	4,0	2,8	30		24	LX150403024
○	150	4,0	2,8	30		36	LX150403036
○	200	4,0	2,8	30		36	LX200403036
□	200	4,0	2,8	30		48	LX200403048
○	250	4,0	2,8	30	PH2	40	LX2504030F40
□	250	4,0	2,8	30	PH2	48	LX2504030F48
○	250	4,0	2,8	30	PH2	60	LX2504030F60
□	250	5,0	3,6	30	PH2	48	LX2505030F48
○	300	4,0	2,8	30	PH2	48	LX3004030F48
□	300	4,0	2,8	30	PH2	60	LX3004030F60
○	300	4,0	2,8	30	PH2	72	LX3004030F72
□	300	5,0	3,6	30	PH2	60	LX3005030F60
□	350	4,0	2,8	30	PH2	72	LX3504030F72
□	350	5,0	3,6	30	PH2	72	LX3505030F72
□	450	4,4	3,0	40+4	CAPE	60	LX4504440F60/A
□	450	5,0	3,5	30	2/10/60	54	LX4505030F54
□	450	5,0	3,5	30	2/10/60	72	LX4505030F72
□	450	5,0	3,5	40+4	CAPE	72	LX4505040F72/A
□	450	5,0	3,5	30	2/10/60	108	LX4505030F108
□	500	5,0	3,5	30	2/10/60	72	LX5005030F72
□	500	5,0	3,5	30	2/10/60	120	LX5005030F120

I
M

LAMA CIRCOLARE PER TAGLI LONGITUDINALI E TRASVERSALI




(GB) Lengthwise and transversal cutting circular saw blade

(F) Scie circulaire pour coupes longitudinales et transversales

(E) Hoja de sierra para empleo cortes longitudinales e transversales

1
3
8

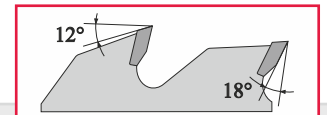
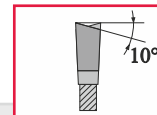


	D	B	b	d	●●●	Z	COD
<input type="checkbox"/>	720	6,0	4,4	30	2/10/60+2/8,5/90	72	LX7206030F72
<input type="checkbox"/>	735	6,0	4,4	30	2/10/60+2/8,5/90	48+LT	LL7356030F48
<input type="checkbox"/>	735	6,0	4,4	30	2/10/60+2/8,5/90	72	LX7356030F72
<input type="checkbox"/>	750	6,0	4,4	30	2/10/60+2/8,5/90	60	LX7506030F60
<input type="checkbox"/>	750	7,0	5,0	30	2/10/60+2/8,5/90	60	LX7507030F60
<input type="checkbox"/>	760	6,0	4,4	30	2/10/60+4/8,5/90	72	LX7606030F72
<input type="checkbox"/>	800	6,0	4,4	30	2/10/60+4/8,5/90	72	LX8006030F72
<input type="checkbox"/>	800	6,5	4,4	30	2/10/60+4/8,5/90	72	LX8006530F72
<input type="checkbox"/>	800	7,0	5,0	30	2/10/60+4/8,5/90	72	LX8007030F72
<input type="checkbox"/>	800	7,0	5,0	40		84	LX800704084
<input type="checkbox"/>	800	7,0	5,0	30	2/10/60+4/8,5/90	96	LX8007030F96

GDA
High-tech tools

I
M

LAMA CIRCOLARE PER TAGLI LONGITUDINALI E TRASVERSALI CON RASANTI




(GB) Lengthwise and transversal cutting circular saw blade with strobes

(F) Scie circulaire pour coupes longitudinaux et transversaux avec racleurs

(E) Hoja de sierra para empleo cortes longitudinales e transversales con rasuradores

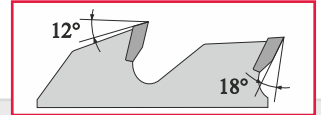
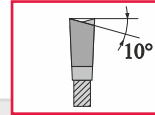
1
3
9



	D	B	b	d	●●●	Z	COD
<input type="checkbox"/>	735	6,0	4,4	30	2/10/60+2/8,5/90	48+6	LM7356030F488
<input type="checkbox"/>	735	6,0	4,4	30	2/10/60+2/8,5/90	72+6	LM7356030F728
<input type="checkbox"/>	750	6,0	4,4	30	2/10/60+2/8,5/90	48+6	LM7506030F488
<input type="checkbox"/>	760	6,0	4,4	30	2/10/60+4/8,5/90	72+6	LM7606030F728
<input type="checkbox"/>	800	6,0	4,4	30	2/10/60+4/8,5/90	72+6	LM8006030F728

GDA
High-tech tools

LAMA CIRCOLARE CON RASANTI PER MULTILAME




GB Circular saw blade with shavings
for multirip saw machines

F Scie circulaire avec racleurs
pour machine multilames

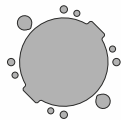
E Hoja de sierra con rasantes
para sierra múltiple

I
M

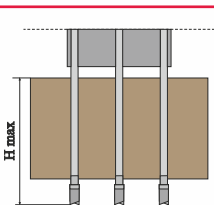
1
4
0



RAIMANN



6/5.5/91
2/13/100 KW 18.5x87
4/6.6/95

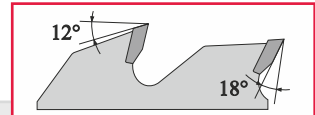
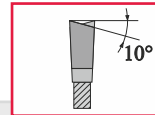


	D	B	b	d		Z+R	H	COD
○	250	3,2	2,2	30	PH2	20+2+2	65	LM2503230F204
○	250	3,2	2,2	60	21x74	20+2+2	65	LM2503260K204
○	250	3,2	2,2	70	21x84	20+2+2	65	LM2503270K204
○	250	3,2	2,2	80	13x90	20+2+2	65	LM2503280K204
□	280	3,2	2,2	70	21x84	24+2+2	70	LM2803270K244
□	280	3,2	2,2	80	13x90	24+2+2	70	LM2803280K244
○	300	3,2	2,2	30	PH2	24+2+2	80	LM3003230F244
□	300	3,2	2,2	50		24+2+2	80	LM3003250244
○	300	3,2	2,2	60	21x74	24+2+2	80	LM3003260K244
○	300	3,2	2,2	70	21x84	24+2+2	80	LM3003270K244
○	300	3,2	2,2	75	21x91	24+2+2	80	LM3003275K244
○	300	3,2	2,2	80	13x90	24+2+2	80	LM3003280K244
○	300	3,2	2,2	80	RAIMANN	24+2+2	80	LM3003280KF244
□	300	3,4	2,2	80	13x90	24+2+2	80	LM3003480K244
○	320	3,2	2,2	70	21x84	24+2+2	90	LM3203270K244
○	320	3,2	2,2	80	13x90	24+2+2	90	LM3203280K244
□	320	3,2	2,2	90	21x110	24+2+2	85	LM3203290K244
□	320	3,2	2,2	100	13x110	24+2+2	85	LM32032100K244
○	350	3,5	2,5	30	PH2	24+2+4	105	LM3503530F246
□	350	3,5	2,5	50		24+2+4	105	LM3503550246
○	350	3,5	2,5	60	21x74	24+2+4	105	LM3503560K246
○	350	3,5	2,5	70	21x84	24+2+4	105	LM3503570K246
○	350	3,5	2,5	75	21x91	24+2+4	105	LM3503575K246
○	350	3,5	2,5	80	14x92	24+2+4	105	LM3503580K246
○	350	3,5	2,5	80	RAIMANN	24+2+4	105	LM3503580KF246
○	350	3,5	2,5	90	21x110	24+2+4	95	LM3503590K246
□	350	3,5	2,5	95	21x109	24+2+4	95	LM3503595K246
□	350	3,5	2,5	100	13x112	24+2+4	95	LM35035100K246
□	350	3,5	2,5	105	21x119	24+2+4	95	LM35035105K246
□	350	3,8	2,5	30		24+2+4	105	LM3503830246
□	350	3,8	2,5	70	21x84	24+2+4	105	LM3503870K246
□	350	3,8	2,5	80	14x92	24+2+4	105	LM3503880K246
□	350	3,8	2,5	90	21x110	24+2+4	95	LM3503890K246
□	380	4,0	2,8	70	21x84	28+2+4	115	LM3804070K286
□	380	4,0	2,8	75	21x91	28+2+4	115	LM3804075K286
□	380	4,0	2,8	100	13x112	28+2+4	115	LM38040100K286
○	400	4,0	2,8	30	PH2	28+2+4	120	LM4004030F286
□	400	4,0	2,8	50		28+2+4	120	LM4004050286
○	400	4,0	2,8	70	21x84	28+2+4	120	LM4004070K286
○	400	4,0	2,8	75	21x91	28+2+4	120	LM4004075K286
○	400	4,0	2,8	80	14x92	28+2+4	120	LM4004080K286
○	400	4,0	2,8	90	21x110	28+2+4	120	LM4004090K286
□	400	4,0	2,8	95	21x109	28+2+4	120	LM4004095K286
□	400	4,0	2,8	100	13x112	28+2+4	120	LM40040100K286
□	400	4,0	2,8	110	21x130	28+2+4	120	LM40040110K286

I
M

1
4
1


LAMA CIRCOLARE CON RASANTI PER MULTILAME




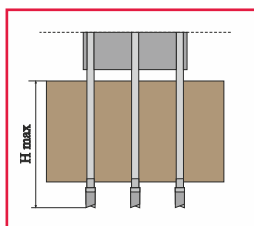
GB Circular saw blade with shavings
for multirip saw machines

F Scie circulaire avec racleurs
pour machine multilames

E Hoja de sierra con rasantes
para sierra multiple



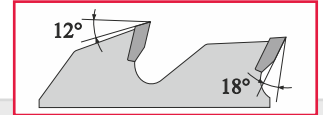
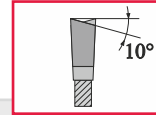
	D	B	b	d		Z+R	H	COD
○	450	4,6	3,2	30		24+2+4	135	LM4504630246
□	450	4,6	3,2	50		24+2+4	135	LM4504650246
○	450	4,6	3,2	70	21x84	24+2+4	135	LM4504670K246
○	450	4,6	3,2	75	21x91	24+2+4	135	LM4504675K246
○	450	4,6	3,2	80	13x92	24+2+4	135	LM4504680K246
○	450	4,6	3,2	90	21x110	24+2+4	135	LM4504690K246
○	500	4,6	3,2	30		26+2+6	175	LM5004630268
□	500	4,6	3,2	50		26+2+6	175	LM5004650268
○	500	4,6	3,2	70	21x84	26+2+6	175	LM5004670K268
○	500	4,6	3,2	80	13x92	26+2+6	175	LM5004680K268
□	500	4,6	3,2	110	18x130	26+2+6	165	LM50046110K268
□	500	4,6	3,2	130	18x146	26+2+4	135	LM50046130K266
○	550	4,8	3,6	30		28+2+6	175	LM5504830288
□	550	4,8	3,6	50		28+2+6	175	LM5504850288
□	550	4,8	3,6	80	13x92	28+2+6	175	LM5504880K288
□	550	4,8	3,6	110	21x130	28+2+6	175	LM55048110K288
□	550	4,8	3,6	130	18x146	28+2+6	165	LM55048130K288
□	550	4,8	3,6	150	21x167	28+2+6	165	LM55048150K288
□	600	4,8	3,6	30		32+2+6	175	LM6004830328
□	600	4,8	3,6	50		32+2+6	175	LM6004850328
□	600	4,8	3,6	80	13x92	32+2+6	175	LM6004880K328
□	600	4,8	3,6	90	21x110	32+2+6	175	LM6004890K328



I
M

1
4
2

LAMA CIRCOLARE CON RASANTI PER MULTILAME TIPO "GDA-COATED"



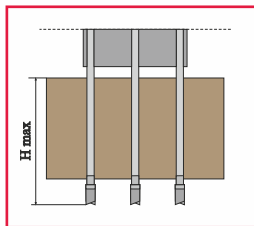
GB Circular saw "GDA - coated" with shavings for multirip saw machines

F Scie circulaire avec racleurs pour machine multilames "GDA - coated"

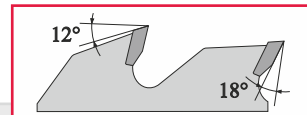
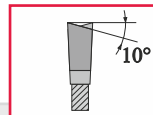
E Hoja de sierra con rasantes para sierra multiple "GDA - coated"



	D	B	b	d		Z+R	H	COD
<input type="checkbox"/>	300	3,2	2,2	70	21x84	24+2+2	80	LM3003270K244/C
<input type="checkbox"/>	300	3,2	2,2	80	13x90	24+2+2	80	LM3003280K244/C
<input type="checkbox"/>	350	3,5	2,5	70	21x84	24+2+4	105	LM3503570K246/C
<input type="checkbox"/>	350	3,5	2,5	80	14x92	24+2+4	105	LM3503580K246/C
<input type="checkbox"/>	350	3,5	2,5	90	21x110	24+2+4	105	LM3503590K246/C
<input type="checkbox"/>	400	4,0	2,8	70	21x84	28+2+4	120	LM4004070K286/C
<input type="checkbox"/>	400	4,0	2,8	80	14x92	28+2+4	120	LM4004080K286/C
<input type="checkbox"/>	400	4,0	2,8	90	21x110	28+2+4	120	LM4004090K286/C
<input type="checkbox"/>	450	5,2	3,2	70	21x84	28+2+4	135	LM4505270K286/C
<input type="checkbox"/>	450	5,2	3,2	75	21x91	28+2+4	135	LM4505275K286/C
<input type="checkbox"/>	450	5,2	3,2	80	13x92	28+2+4	135	LM4505280K286/C
<input type="checkbox"/>	450	5,2	3,2	90	21x110	28+2+4	135	LM4505290K286/C
<input type="checkbox"/>	450	5,2	3,2	55	6/16-22/112	28+2+4	135	LM4505255F286/C
<input type="checkbox"/>	450	5,2	3,2	a richiesta / up on request		28+2+4		
<input type="checkbox"/>	500	5,2	3,6	70	21x84	32+2+6	175	LM5005270K328/C
<input type="checkbox"/>	500	5,2	3,6	80	13x92	32+2+6	175	LM5005280K328/C
<input type="checkbox"/>	500	5,2	3,6	110	18x130	32+2+6	165	LM50052110K328/C
<input type="checkbox"/>	500	5,2	3,6	130	18x146	32+2+4	135	LM50052130K326/C
<input type="checkbox"/>	500	5,2	3,6	55	6/16-22/112	32+2+6	175	LM5005255F328/C
<input type="checkbox"/>	500	5,2	3,6	a richiesta / up on request		32+2+6		
<input type="checkbox"/>	550	5,2	3,6	80	13x92	32+2+6	175	LM5505280K328/C
<input type="checkbox"/>	550	5,2	3,6	110	21x130	32+2+6	175	LM55052110K328/C
<input type="checkbox"/>	550	5,2	3,6	130	18x146	32+2+6	165	LM55052130K328/C
<input type="checkbox"/>	550	5,2	3,6	150	21x167	32+2+6	165	LM55052150K328/C
<input type="checkbox"/>	550	5,2	3,6	55	6/16-22/112	32+2+6	175	LM5505255F328/C
<input type="checkbox"/>	550	5,2	3,6	a richiesta / up on request		32+2+6		
<input type="checkbox"/>	550	6,2	3,6	90	21x107	24+2+6	180	LM5506290K248/C
<input type="checkbox"/>	600	5,2	3,6	a richiesta / up on request		32+2+6	175	
<input type="checkbox"/>	630	6,2	4,0	a richiesta / up on request		36+2+6	215	
<input type="checkbox"/>	650	6,2	4,0	a richiesta / up on request		36+2+6	215	
<input type="checkbox"/>	700	6,2	4,0	a richiesta / up on request		36+2+6	215	



LAMA CIRCOLARE DI SPALLA CON RASANTI PER MULTILAME




GB Thick saw blade with shavings
for multirip saw machines

F Scie circulaire d'épaule avec racleurs
pour machine multilames

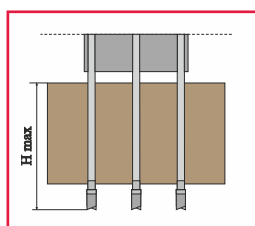
E Hoja de sierra espesa con rasadores
para multihojas

I
M

1
4
3



	D	B	b	d		Z+R	H	COD
○	250	4,0	2,8	30	PH2	20+2+2	65	LM2504030F204
○	250	4,0	2,8	70	21x84	20+2+2	65	LM2504070K204
○	250	4,0	2,8	80	13x90	20+2+2	65	LM2504080K204
○	300	4,0	2,8	30	PH2	24+2+2	80	LM3004030F244
○	300	4,0	2,8	70	21x84	24+2+2	80	LM3004070K244
□	300	4,0	2,8	75	21x91	24+2+2	80	LM3004075K244
○	300	4,0	2,8	80	13x90	24+2+2	80	LM3004080K244
○	300	5,2	2,8	70	21x84	24+2+2	80	LM3005270K244
○	300	5,2	3,6	75	21x91	24+2+2	80	LM3005275K244
○	300	5,2	3,6	80	13x90	24+2+2	80	LM3005280K244
□	320	4,0	2,8	70	21x84	24+2+2	90	LM3204070K244
○	320	4,0	2,8	80	13x90	24+2+2	90	LM3204080K244
○	350	4,2	2,8	30	PH2	24+2+4	105	LM3504230F246
○	350	4,2	2,8	70	21x84	24+2+4	105	LM3504270K246
○	350	4,2	2,8	75	21x91	24+2+4	105	LM3504275K246
○	350	4,2	2,8	80	14x92	24+2+4	105	LM3504280K246
□	350	4,5	3,2	70	21x84	24+2+4	105	LM3504570K246
□	350	4,5	3,2	75	21x91	24+2+4	105	LM3504575K246
□	350	4,5	3,2	80	14x92	24+2+4	105	LM3504580K246
□	350	4,5	3,2	90	21x110	24+2+4	95	LM3504590K246
○	350	5,2	3,6	70	21x84	24+2+4	105	LM3505270K246
○	350	5,2	3,6	75	21x91	24+2+4	105	LM3505275K246
□	350	5,2	3,6	80	14x92	24+2+4	105	LM3505280K246
□	350	6,0	4,0	30	4/11/80	24+2+4	105	LM3506030F246
□	400	4,5	3,2	70	21x84	28+2+4	120	LM4004570K286
□	400	4,5	3,2	75	21x91	28+2+4	120	LM4004575K286
□	400	4,5	3,2	80	14x92	28+2+4	120	LM4004580K286
□	400	4,5	3,2	90	21x110	28+2+4	120	LM4004590K286
□	400	6,0	4,0	30	4/11/80	28+2+4	120	LM4006030F286
□	450	6,0	4,0	30	4/11/80	28+2+4	135	LM4506030F286
□	500	6,0	4,0	30	4/13/90	32+2+6	175	LM5006030F328
□	550	6,0	4,0	30	4/13/90	32+2+6	175	LM5506030F328
□	600	6,0	4,0	40	4/13/105	36+2+6	175	LM6006040F368



I
M

1
4
3
R
T

LAMA CIRCOLARE CON RASANTI PER MULTILAME ROMPITRUCIOLO - RT




Circular saw blade with shaving
for multitrip saw machine
chip breaker - RT



Scie circulaire avec racleurs
pour machine multilames
brise-copeaux - RT



Hoja de sierra con rasantes
para sierra multiple
rompevirutas - RT



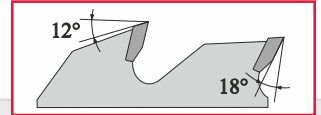
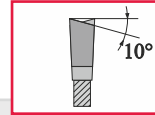
	D	B	b	d		Z+R	COD
<input type="checkbox"/>	200	3,0	2,0	a richiesta/upon request		10+2+RT	
<input type="checkbox"/>	250	3,7	2,5	a richiesta/upon request		12+4+RT	
<input type="checkbox"/>	250	3,7	2,5	a richiesta/upon request		18+4+RT	
<input type="checkbox"/>	300	3,7	2,5	a richiesta/upon request		14+4+RT	
<input type="checkbox"/>	300	3,7	2,5	a richiesta/upon request		18+4+RT	
<input type="checkbox"/>	350	3,9	2,5	a richiesta/upon request		14+4+RT	
<input type="checkbox"/>	350	3,9	2,5	a richiesta/upon request		18+4+RT	
<input type="checkbox"/>	400	4,4	2,8	a richiesta/upon request		14+4+RT	
<input type="checkbox"/>	400	4,4	2,8	a richiesta/upon request		18+4+RT	
<input type="checkbox"/>	450	4,8	3,2	a richiesta/upon request		18+6+RT	
<input type="checkbox"/>	500	5,5	3,2	a richiesta/upon request		18+6+RT	
<input type="checkbox"/>	550	5,5	3,5	a richiesta/upon request		18+6+RT	
<input type="checkbox"/>	600	5,5	3,5	a richiesta/upon request		18+8+RT	
<input type="checkbox"/>	630	5,5	4,0	a richiesta/upon request		18+8+RT	
<input type="checkbox"/>	650	5,5	4,0	a richiesta/upon request		18+8+RT	

SU RICHIESTA DI PRODUCONO MISURE DIVERSE - IN VERSIONE
STANDARD E BLACK SYSTEM
ON REQUEST WE CAN PRODUCE IT WITH OTHER MEASURES - ON
STANDARD VERSION AND BLACK SYSTEM
SUR DOMANDE ON PRODUIT AUTRE MESURES - EN VERSION
STANDARD ET BLACK SYSTEM
SU PREGUNTA PRODUCIMOS OTRAS MEIDIAS - EN VERSIÓN
STANDARD Y BLACK SISTEM

I
M

1
4
4

LAMA CIRCOLARE CON RASANTI PER MULTILAME A SPESSORE SOTTILE




Circular saw blade with shavings
for multirip saw machines with
thin thickness



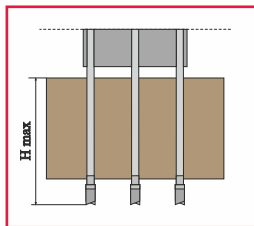
Scie circulaire avec racleurs et mince
épaisseur pour machine multilames



Hoja circular con rasadores
para multihojas a espesor sutil



	D	B	b	d		Z+R	H	COD
□	180	2,5	1,8	35		21+3	30	LM1802535213
○	180	2,5	1,8	40		21+3	30	LM1802540213
□	200	2,5	1,8	35		21+3	35	LM2002535213
○	200	2,5	1,8	40		21+3	35	LM2002540213
□	225	2,5	1,8	40		21+3	40	LM2252540213
□	225	2,5	1,8	60		21+3	40	LM2252560213
□	250	2,5	1,8	60	21x74	20+2+2	50	LM2502560K204
△	250	2,5	1,8	70	21x84	20+2+2	50	LM2502570K204
△	250	2,5	1,8	80	13x90	20+2+2	50	LM2502580K204
□	250	2,7	1,8	60	21x74	20+2+2	50	LM2502760K204
○	250	2,7	1,8	70	21x84	20+2+2	50	LM2502770K204
○	250	2,7	1,8	80	13x90	20+2+2	50	LM2502780K204
□	300	2,5	1,8	60	21x74	24+2+2	60	LM3002560K244
△	300	2,5	1,8	70	21x84	24+2+2	60	LM3002570K244
△	300	2,5	1,8	80	13x90	24+2+2	60	LM3002580K244
□	300	2,7	1,8	60	21x74	24+2+2	60	LM3002760K244
○	300	2,7	1,8	70	21x84	24+2+2	60	LM3002770K244
○	300	2,7	1,8	80	13x90	24+2+2	60	LM3002780K244
○	350	3,0	2,0	70	21x84	24+2+4	70	LM3503070K246
□	350	3,0	2,0	80	14x92	24+2+4	70	LM3503080K246

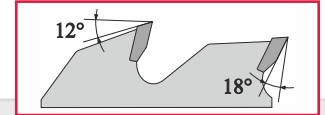
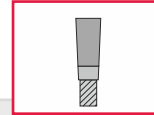


I
M

1
4
5



LAMA CIRCOLARE CON RASANTI PER MULTILAME A SPESSORE EXTRA - SOTTILE



(GB) Circular saw blade with shavings for multrip saw machines with extra thin thickness

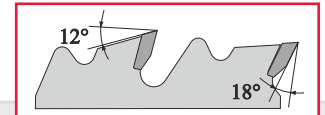
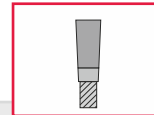
(F) Scie circulaire avec racleurs et épaisseur extra mince pour machine multilames

(E) Hoja de sierra con rasadores para multihojas a espesor extra - sutil



	D	B	b	d		Z+R	H	COD
<input type="checkbox"/>	250	2,0	1,4	40		20+2+2	40	LM2502040204/C
<input type="checkbox"/>	250	2,0	1,4	60		20+2+2	40	LM2502060204/C
<input type="checkbox"/>	250	2,2	1,6	70	21x84	20+2+2	45	LM2502270K204/C
<input type="checkbox"/>	250	2,2	1,6	80	13x90	20+2+2	45	LM2502280K204/C
<input type="checkbox"/>	250	2,4	1,6	70	21x84	20+2+2	45	LM2502470K204/C
<input type="checkbox"/>	250	2,4	1,6	80	13x90	20+2+2	45	LM2502480K204/C
<input type="checkbox"/>	300	2,0	1,4	60		24+2+2	40	LM3002060244/C
<input type="checkbox"/>	300	2,0	1,4	70	21x84	24+2+2	40	LM3002070K244/C
<input type="checkbox"/>	300	2,0	1,4	80	13x90	24+2+2	40	LM3002080K244/C
<input type="checkbox"/>	300	2,2	1,6	60		24+2+2	45	LM3002260244/C
<input type="checkbox"/>	300	2,2	1,6	70	21x84	24+2+2	45	LM3002270K244/C
<input type="checkbox"/>	300	2,2	1,6	80	13x90	24+2+2	45	LM3002280K244/C
<input type="checkbox"/>	300	2,4	1,6	70	21x84	24+2+2	50	LM3002470K244/C
<input type="checkbox"/>	300	2,4	1,6	80	13x90	24+2+2	50	LM3002480K244/C

LAMA CIRCOLARE CON RASANTI PER MULTILAME A SPESSORE EXTRA - SOTTILE E LIMITATORE



(GB) Circular saw blade with shavings and chip limiter for multrip saw machines with extra thin thickness

(F) Scie circulaire avec racleurs et épaisseur extra mince et limiteur de coupe pour machine multilames

(E) Hoja de sierra con rasadores para multihojas a espesor extra - sutil y limitadores

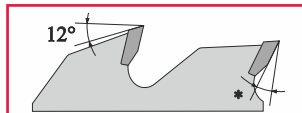
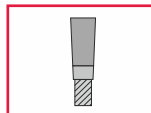
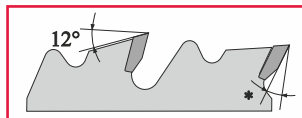


	D	B	b	d		Z+R	H	COD
<input type="checkbox"/>	180	2,0	1,4	40		16 LT+2	30	LM1802040162X/C
<input type="checkbox"/>	180	2,0	1,4	60		16 LT+2	30	LM1802060162X/C
<input type="checkbox"/>	180	2,2	1,6	40		16 LT+2	35	LM1802240162X/C
<input type="checkbox"/>	180	2,2	1,6	60		16 LT+2	35	LM1802260162X/C
<input type="checkbox"/>	200	2,0	1,4	40		16 LT+2	35	LM2002040162X/C
<input type="checkbox"/>	200	2,0	1,4	60		16 LT+2	35	LM2002060162X/C
<input type="checkbox"/>	200	2,2	1,6	40		16 LT+2	40	LM2002240162X/C
<input type="checkbox"/>	200	2,2	1,6	60		16 LT+2	40	LM2002260162X/C
<input type="checkbox"/>	200	2,4	1,6	40		16 LT+2	40	LM2002440162X/C
<input type="checkbox"/>	200	2,4	1,6	60		16 LT+2	40	LM2002460162X/C
<input type="checkbox"/>	225	2,0	1,4	30		20 LT+2	40	LM2252030202X/C
<input type="checkbox"/>	225	2,0	1,4	40		20 LT+2	40	LM2252040202X/C
<input type="checkbox"/>	225	2,0	1,4	60		20 LT+2	40	LM2252060202X/C
<input type="checkbox"/>	225	2,0	1,4	70	21x84	20 LT+2	40	LM2252070K202X/C
<input type="checkbox"/>	225	2,2	1,6	30		20 LT+2	40	LM2252230202X/C
<input type="checkbox"/>	225	2,2	1,6	40		20 LT+2	40	LM2252240202X/C
<input type="checkbox"/>	225	2,2	1,6	60		20 LT+2	40	LM2252260202X/C
<input type="checkbox"/>	225	2,2	1,6	70	21x84	20 LT+2	40	LM2252270K202X/C



I
M

LAMA CIRCOLARE CON RASANTI PER MULTILAME A SPESSORE EXTRA-SOTTILE CON O SENZA LIMITATORE - BLACK SYSTEM



GB Circular saw blade with shavings
for multirip saw machines
extra thin thickness with or
without limiter - black system

F Scie circulaire avec racleurs et
épaisseur extra mince pour machine
multilames avec ou sans
limiteur - black system

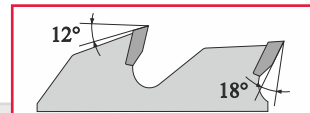
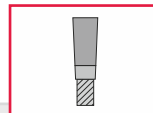
E Hoja de sierra con rasadores
para multihojas a espesor extra - sutil
con o sin
limitadores - black system

1
4
6
/
A



	D	B	b	d		Z+R	COD
<input type="checkbox"/>	200	1,7	1,2	a richiesta/upon request		16+2	
<input type="checkbox"/>	200	1,7	1,2	a richiesta/upon request		16LT+2	
<input type="checkbox"/>	225	1,7	1,2	a richiesta/upon request		21+3	
<input type="checkbox"/>	225	1,7	1,2	a richiesta/upon request		21LT+3	
<input type="checkbox"/>	250	1,7	1,2	a richiesta/upon request		20+2+2	
<input type="checkbox"/>	250	1,7	1,2	a richiesta/upon request		24+3	
<input type="checkbox"/>	250	1,7	1,2	a richiesta/upon request		24LT+2+2	

LAMA CIRCOLARE CON RASANTI PER MULTILAME




GB Circular saw blade with shavings
for multirip saw machines

F Scie circulaire avec racleurs
pour machine multilames


E Hoja de sierra con rasantes
para sierra múltiple

I
M

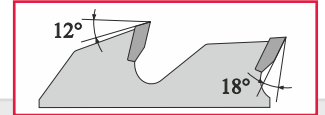
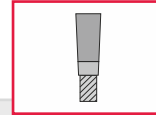
1
4
7



	D	B	b	d		Z+R	COD
<input type="checkbox"/>	370	3,7	2,5	150	37x170	36+2+2	LM37037150K364
<input type="checkbox"/>	390	3,7	2,5	150	37x170	36+2+2	LM39037150K364
<input type="checkbox"/>	400	3,5	2,5	135	13x145	28+2+4	LM40035135K286
<input type="checkbox"/>	400	4,0	2,8	120	18x136	28+2+4	LM40040120K286
<input type="checkbox"/>	400	4,0	2,8	135	13x145	28+2+4	LM40040135K286
<input type="checkbox"/>	440	3,5	2,5	150	37x170	24+2+2	LM44035150K244
<input type="checkbox"/>	450	4,4	3,0	110	21x126	36+2+4	LM45044110K366
<input type="checkbox"/>	450	4,4	3,0	150	37x170	32+2+2	LM45044150K324
<input type="checkbox"/>	460	4,4	3,0	150	37x170	40+2+2	LM46044150K404
<input type="checkbox"/>	470	4,4	3,0	115	21x135	28+2+4	LM47044115K286
<input type="checkbox"/>	500	4,4	3,0	165+8	28x180	28+2+4	LM50044165KF286
<input type="checkbox"/>	500	4,6	3,2	120	18x136	24+2+4	LM50046120K246
<input type="checkbox"/>	500	5,2	3,6	135	13x145	28+2+4	LM50052135K286
<input type="checkbox"/>	500	5,2	3,6	140+8		24+2+4	LM50052140F246
<input type="checkbox"/>	500	5,2	3,6	145+8	20x155	54+2+4	LM50052145KF546
<input type="checkbox"/>	500	5,2	3,6	150	13x160	24+2+4	LM50052150K246
<input type="checkbox"/>	510	4,2	2,8	150	37x170	30+2+4	LM51042150K306
<input type="checkbox"/>	510	5,2	3,6	150	37x170	32+2+6	LM51052150K328
<input type="checkbox"/>	520	3,6	2,2	150	37x170	36+2+4	LM52036150K366
<input type="checkbox"/>	530	3,7	2,5	150	37x170	44+2+2	LM53037150K446
<input type="checkbox"/>	530	5,2	3,6	150	37x170	24+2+6	LM53052150K248
<input type="checkbox"/>	540	5,2	3,6	165+8	28x180	28+2+6	LM54052165KF288
<input type="checkbox"/>	550	4,8	3,6	120	18x136	24+2+6	LM55048120K248
<input type="checkbox"/>	550	5,2	3,6	110	18x126	32+2+6	LM55052110K328
<input type="checkbox"/>	550	5,2	3,6	140+8	17x150	32+2+6	LM55052140KF328
<input type="checkbox"/>	580	6,0	4,0	150	37x170	32+2+6	LM58060150K328
<input type="checkbox"/>	600	5,5	4,0	165+8	28x180	36+2+6	LM60055165KF368
<input type="checkbox"/>	620	5,6	4,0	170+18		36+2+6	LM62056170F368
<input type="checkbox"/>	660	5,8	4,0	165+8	28x180	52+2+6	LM66058165KF528
<input type="checkbox"/>	700	5,8	4,0	165+8	28x180	54+2+6	LM70058165KF548



LAMA CIRCOLARE CON RASANTI PER MULTILAME



GB Circular saw blade with shavings for multirip saw machines

F Scie circulaire avec racleurs pour machine multilames

E Hoja de sierra con rasantes para sierra múltiple

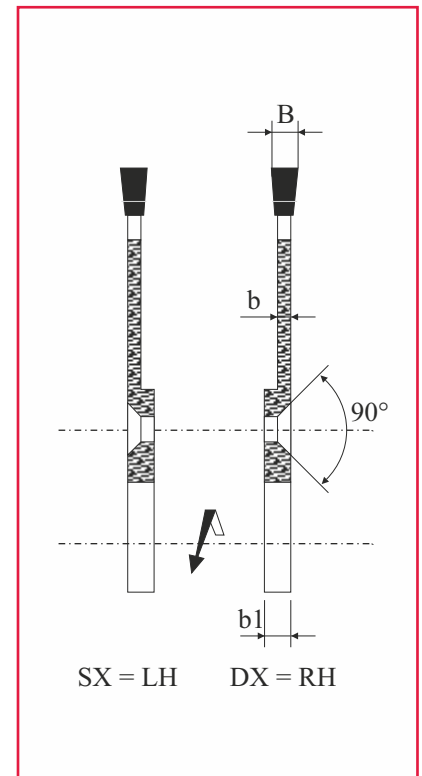

	D	B	b	b1	d	Z+R	COD DX-RH	COD SX-LH
□	440	3,5	2,5	4,7	150	24+3	LM44035150F243D/C	LM44035150F243S/C
□	440	4,1	3,1	5,4	150	24+2+2	LM44041150F244D/C	LM44041150F244S/C
□	440	4,6	3,0	6,8	120	24+2+2	LM44046120F244D/C	LM44046120F244S/C
□	520	5,2	3,6	6,8	120	24+2+4	LM52052120F246D/C	LM52052120F246S/C
□	550	4,6	3,2	6,8	150	26+2+4	LM55046150F266D/C	LM55046150F266S/C
□	550	5,5	3,5	6,8	150	26+2+6	LM55055150F268D/C	LM55055150F268S/C
□	600	5,2	3,6	7,2	80	28+2+4	LM6005280F286D/C	LM6005280F286S/C
□	600	5,5	3,6	6,8	150	28+2+4	LM60055150F286D/C	LM60055150F286S/C
□	620	5,6	4,0	6,8	170	36+2+6	LM62056170F368D/C	LM62056170F368S/C
□	650	5,6	4,0	6,8	150	28+2+6	LM65056150F288D/C	LM65056150F288S/C

SU RICHIESTA SI PRODUCONO MISURE SPECIALI A DISEGNO

ON REQUEST WE PRODUCE SPECIAL MEASURES DESIGNED

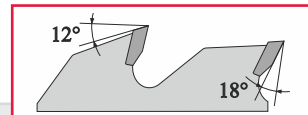
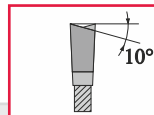
SUR DEMANDE ON PRODUIT MESURES SPÉCIAUX À DESSIN

SU PREGUNTA PRODUCIMOS MEDIDAS ESPECIALES A DIBUJO



I
M

LAMA CIRCOLARE PER MULTILAME




(GB) Circular saw blade for multirip saw machines

(F) Scie circulaire pour machine multilames

(E) Hoja de sierra para sierras multiples

1
4
8

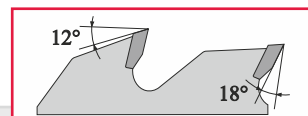
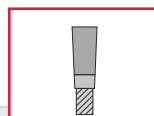


	D	B	b	d		Z	COD
○	250	3,2	2,2	70	21x84	20	LN2503270K20
□	250	3,2	2,2	80	13x90	20	LN2503280K20
□	300	3,2	2,2	60	21x74	24	LN3003260K24
○	300	3,2	2,2	70	21x84	24	LN3003270K24
□	300	3,2	2,2	80	13x90	24	LN3003280K24
○	350	3,5	2,5	70	21x84	28	LN3503570K28
□	350	3,5	2,5	80	14x92	28	LN3503580K28

GDA
High-tech tools

I
M

LAMA CIRCOLARE DI SPALLA PER MULTILAME




(GB) Thick circular saw blade for multirip saw machines

(F) Scie circulaire d'épaule pour machine multilames

(E) Hoja de sierra espesa para sierras multiples

1
4
9



	D	B	b	d		Z	COD
□	250	4,0	2,8	70	21x84	20	LN2504070K20
□	250	4,0	2,8	80	13x90	20	LN2504080K20
□	250	8,0	6,0	70	21x84	20	LN2508070K20
□	250	8,0	6,0	80	13x90	20	LN2508080K20
□	300	4,0	2,8	70	21x84	24	LN3004070K24
□	300	4,0	2,8	80	13x90	24	LN3004080K24
□	300	8,0	6,0	70	21x84	24	LN3008070K24
□	300	8,0	6,0	80	13x90	24	LN3008080K24
□	350	4,5	3,2	70	21x84	28	LN3504570K28
□	350	4,5	3,2	80	14x92	28	LN3504580K28
□	350	8,0	6,0	70	21x84	28	LN3508070K28
□	350	8,0	6,0	80	14x92	28	LN3508080K28

GDA
High-tech tools

PRODUZIONI SPECIALI

SPECIAL PRODUCTION

PRODUCTIONS SPÉCIAUX

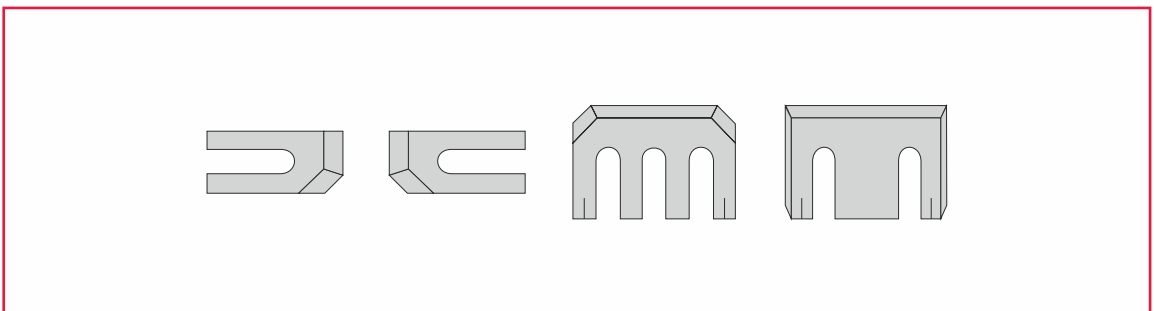


PRODUCCIONES ESPECIALES

Su richiesta si producono a disegno segmenti, lame circolari e coltelli per Canter per tutti i tipi di macchine (Bongiovanni, EWD, Linck, Mohringer, Primultini, SAB, ecc....)

On request we can produce special design of segments, circular saw blades, knives for Canter for all the machines (Bongiovanni, EWD, Linck, Mohringer, Primultini, SAB, ecc....)

Sur demande on produit des dessins spéciaux de segments, lames circulaires et couteaux pour Canter pour tous les types de machines (Bongiovanni, EWD, Linck, Mohringer, Primultini, SAB, etc.).

Sobre solicitud producimos dibujos especiales de segmentos, hojas de sierra y cuchillas por Canter por todos los tipos de máquinas (Bongiovanni, EWD, Linck, Mohringer, Primultini, SAB, etc.).



ANTHON

Lama / Saw blade / Scie / Hoja de sierra

400x4.4/3.2x60+2 Z=72 TP	LS4004460F72T/B
430x4.4/3.2x60+2 Z=72 TP	LS4304460F72T/B
450x4.4/3.2x60+4 Z=72 TP	LS4504460F72T
530x5.8/4.0x60+2 Z=60 TP	LS5305860F60T/B
400x4.4/3.2x60+2 Z=72 PCD	LSD4004460F72T/B
2/11/85	
730x6.2/4.4x80+2 Z=60 TP	LS7306280F60T/B
2/17/110	

Incisore / Scorer / Inciseur / Incisor

180x4.3/5.5x20 Z=36	LC180432036
180x5.8/7.0x20 Z=36	LC180582036
180x6.2/7.2x20 Z=36	LC180622036
180x4.4/5.0x20 Z=36 PCD	LCD180442036
180x5.8/6.6x20 Z=36 PCD	LCD180582036

GABBIANI

Lama / Saw blade / Scie / Hoja de sierra

300x4.4/3.2x80+PH4 Z=60 TP	LS3004430F60T
300x4.4/3.2x80+PH4 Z=72 TP	LS3004480F72T
320x4.4/3.2x80+PH4 Z=60 TP	LS3204480F60T
350x4.4/3.2x80+PH4 Z=54 TP	LS3504480F54T
350x4.4/3.2x80+PH4 Z=72 TP	LS3504480F72T
350x4.6/3.2x80+PH4 Z=72 TP	LS3504680F72T
355x4.4/3.2x80+PH4 Z=72 TP	LS3554480F72T
380x4.4/3.2x80+PH4 Z=72 TP	LS3804480F72T
400x4.4/3.2x80+PH4 Z=60 TP	LS4004480F60T
400x4.4/3.2x80+PH4 Z=72 TP	LS4004480F72T
400x4.6/3.2x80+PH4 Z=72 TP	LS4004680F72T
420x4.4/3.2x80+PH4 Z=72 TP	LS4204480F72T
450x4.4/3.2x80+PH4 Z=72 TP	LS4504480F72T
350x4.4/3.2x80+PH4 Z=54 A	LS3504480F54
350x4.4/3.2x80+PH4 Z=72 A	LS3504480F72
400x4.4/3.2x80+PH4 Z=36 A	LS4004480F36
400x4.4/3.2x80+PH4 Z=48 A	LS4004480F48
400x4.4/3.2x80+PH4 Z=60 A	LS4004480F60
400x4.4/3.2x80+PH4 Z=72 A	LS4004480F72
400x4.6/3.2x80+PH4 Z=60 A	LS4004680F60
450x4.4/3.2x80+PH4 Z=36 A	LS4504480F36
450x4.4/3.2x80+PH4 Z=54 A	LS4504480F54
350x4.4/3.2x80+PH4 Z=72 TFF	LS3504480F72TFF
350x4.6/3.2x80+PH4 Z=72 TFF	LS3504680F72TFF
400x4.4/3.2x80+PH4 Z=72 TFF	LS4004480F72TFF
350x4.4/3.2x80+PH4 Z=72 TT	LS3504480F72TT
350x4.6/3.2x80+PH4 Z=72 TT	LS3504680F72TT
400x4.4/3.2x80+PH4 Z=72 TT	LS4004480F72TT
350x4.4/3.2x80+PH4 Z=72 PCD	LSD3504480F72T
400x4.4/3.2x80+PH4 Z=72 PCD	LSD4004480F72T
450x4.4/3.2x80+PH4 Z=72 PCD	LSD4504480F72T
2/14/110+2/7/110+4/9/100	

Incisore / Scorer / Inciseur / Incisor

125x4.0/4.8x20+4+1 Z=20+20	LD125404420F20
125x4.0/4.4x20+4+1 Z=20+20 PCD	LDD125404420F20
4/17/50+1/7/68	
150x4.3/5.5x55+3 Z=36	LC1504355F36
160x4.3/5.5x55+3 Z=36	LC1604355F36
160x4.5/5.7x55+3 Z=36	LC1604555F36
160x4.7/6.0x55+3 Z=36	LC1604755F36
160x4.4/5.0x55+3 Z=36 PCD	LCD1604455F36
180x4.3/5.5x55+3 Z=36	LC1804355F36
3/7/66	
200x4.3/5.5x80+2 Z=36	LC2004380F36
2/14/110	

GIBEN

Lama / Saw blade / Scie / Hoja de sierra

320x4.4/3.2x50+8 Z=60 TP	LS3204450F60T
320x4.4/3.2x50+8 Z=72 TP	LS3204450F72T
330x4.4/3.2x50+8 Z=60 TP	LS3304450F60T
350x4.4/3.2x50+8 Z=72 TP	LS3504450F72T
360x4.4/3.2x50+8 Z=72 TP	LS3604450F72T
380x4.4/3.2x50+8 Z=72 TP	LS3804450F72T
320x4.4/3.2x50+8 Z=36 A	LS3204452F36
320x4.4/3.2x50+8 Z=60 PCD	LSD3204450F60T
330x4.4/3.2x50+8 Z=60 PCD	LSD3304450F60T
350x4.4/3.2x50+8 Z=72 PCD	LSD3504450F72T
360x4.4/3.2x50+8 Z=72 PCD	LS3604450F72T
6/12.5/80+2/12.5/80	
320x4.4/3.2x75+3 Z=72 TP	LS3204475F72T
3/13/95	
350x4.4/3.2x75+PH5 Z=54 TP	LS3504475F54T
350x4.4/3.2x75+PH5 Z=72 TP	LS3504475F72T
355x4.4/3.2x75+PH5 Z=72 TP	LS3554475F72T
380x4.4/3.2x75+PH5 Z=72 TP	LS3804475F72T

Incisore / Scorer / Inciseur / Incisor

125x4.3/5.5x45 Z=24	LC125434524
125x4.0/4.8x45 Z=20+20	LD12540484520
125x4.0/4.8x45 Z=20+20 PCD	LDD12540484520
150x4.3/5.5x45+3 Z=36	LC1504345F36
160x4.3/5.5x45+3 Z=36	LC1604345F36
160x4.5/5.7x45+3 Z=36	LC1604545F36
160x4.4/5.0x45+3 Z=36 PCD	LCD1604445F36
3/11/70	
180x4.3/5.5x50+3 Z=44	LC1804350F44
180x4.4/5.0x50+3 Z=44 PCD	LCD1804450F44
180x4.7/6.0x50+3 Z=36	LC1804750F36
3/12.5/80	
180x5.0/6.2x55 Z=36	LC180505536
190x4.0/5.1x50+2 Z=36	LC1904050F36
2/7/80	
215x4.3/5.5x50+3 Z=42	LC2154350F42
215x4.5/5.7x50+3 Z=42	LC2154550F42
300x4.3/5.5x50+3 Z=32+32	LD30043550F32
300x4.3/5.5x50+3 Z=48	LC3004350F48
300x4.5/5.7x50+3 Z=48	LC3004550F48
215x4.4/5.0x50+3 Z=42 PCD	LCD2154450F42
3/15/80	

Lama / Saw blade / Scie / Hoja de sierra

400x4.4/3.2x75+4 Z=60 TP	LS4004475F60T
400x4.4/3.2x75+4 Z=72 TP	LS4004475F72T
430x4.4/3.2x75+4 Z=72 TP	LS4304475F72T
430x4.4/3.2x75+4 Z=96 TP	LS4304475F96T
470x4.4/3.2x75+4 Z=72 TP	LS4704475F72T
470x4.4/3.2x75+4 Z=96 TP	LS4704475F96T
350x4.4/3.2x75+PH5 Z=54 A	LS3504475F54
350x4.4/3.2x75+PH5 Z=72 A	LS3504475F72
400x4.4/3.2x75+4 Z=60 A	LS4004475F60
400x4.4/3.2x75+4 Z=72 A	LS4004475F72
400x4.6/3.2x75+4 Z=60 A	LS4004675F60
400x4.4/3.2x75+4 Z=72 TFF	LS4004475F72TFF
430x4.4/3.2x75+4 Z=72 TFF	LS4304475F72TFF
470x4.4/3.2x75+4 Z=72 TFF	LS4704475F72TFF
400x4.4/3.2x75+4 Z=72 TT	LS4004475F72TT
430x4.4/3.2x75+4 Z=72 TT	LS4304475F72TT
470x4.4/3.2x75+4 Z=72 TT	LS4704475F72TT
350x4.4/3.2x75+4 Z=72 PCD	LSD3504475F72T
400x4.4/3.2x75+4 Z=72 PCD	LSD4004475F72T
430x4.4/3.2x75+4 Z=72 PCD	LSD4304475F72T
470x4.4/3.2x75+4 Z=72 PCD	LSD4704475F72T
4/15/105	
550x5.2/3.5x100 Z=72 TP	LS5505210072T
565x5.2/3.5x100 Z=72 TP	LS5655210072T

Incisore / Scorer / Inciseur / Incisor

HOLZMA

Lama / Saw blade / Scie / Hoja de sierra

350x4.4/3.2x60+2 Z=72 TP	LS3504460F72T
380x4.4/3.2x60+2 Z=72 TP	LS3804460F72T
380x4.8/3.5x60+2 Z=72 TP	LS3804860F72T
380x4.8/3.5x60+2 Z=84 TP	LS3804860F84T
380x4.8/3.5x60+2 Z=72 TFF	LS3804860F72TFF
380x4.8/3.5x60+2 Z=72 TT	LS3804860F72TT
350x4.4/3.2x60+2 Z=72 PCD	LSD3504460F72T
380x4.8/3.5x60+2 Z=72 PCD	LSD3804860F72T
2/14/100	
400x4.8/3.5x60+4 Z=72 TP	LS4004860F72T
400x4.8/3.5x60+4 Z=72 TFF	LS4004860F72TFF
400x4.8/3.5x60+4 Z=72 TT	LS4004860F72TT
400x4.8/3.5x60+4 Z=72 PCD	LSD4004860F72T
2/14/100+2/14/125	
420x4.8/3.5x60+2 Z=72 TP	LS4204860F72T
450x4.4/3.2x60+2 Z=72 TP	LS4504460F72T
450x4.8/3.5x60+2 Z=72 TP	LS4504860F72T
420x4.8/3.5x60+2 Z=72 TFF	LS4204860F72TFF
450x4.8/3.5x60+2 Z=72 TFF	LS4504860F72TFF
420x4.8/3.5x60+2 Z=72 TT	LS4204860F72TT
450x4.8/3.5x60+2 Z=72 TT	LS4504860F72TT
420x4.8/3.5x60+2 Z=72 PCD	LSD4204860F72T
450x4.8/3.5x60+2 Z=72 PCD	LSD4504860F72T
2/14/125	
500x4.8/3.5x60+2 Z=60 TP	LS5004860F60T
500x4.8/3.5x60+2 Z=72 TP	LS5004860F72T
500x4.8/3.5x60+2 Z=72 TFF	LS5004860F72TFF
500x4.8/3.5x60+2 Z=72 TT	LS5004860F72TT
500x4.8/3.5x60+2 Z=72 PCD	LSD5004860F72T
2/11/115	
480x4.8/3.5x60+4 Z=72 TP	LS4804860F72T
520x4.8/3.5x60+4 Z=60 TP	LS5204860F60T
540x4.8/3.5x60+4 Z=84 TP	LS5404860F84T
540x5.8/4.0x60+4 Z=60 TP	LS5405860F60T
570x4.8/3.5x60+4 Z=60 TP	LS5704860F60T
570x5.8/4.0x60+4 Z=96 TP	LS5705860F96T
600x5.8/4.0x60+4 Z=60 TP	LS6005860F60T
600x5.8/4.0x60+4 Z=72 TP	LS6005860F72T
480x4.8/3.5x60+4 Z=72 TFF	LS4804860F72TFF
570x4.8/3.5x60+4 Z=60 TFF	
600x5.8/4.0x60+4 Z=72 TFF	LS6005860F72TFF

Incisore / Scorer / Inciseur / Incisor

180x4.3/5.5x45 Z=36	LC180434536
180x4.4/5.5x45 Z=18+18	LD18044554518
180x4.7/6.0x45 Z=36	LC180474536
200x4.3/5.5x45 Z=36	LC200434536
200x4.7/6.0x45 Z=36	LC200474536
200x5.8/7.0x45 Z=36	LC200584536
200x6.2/7.2x45 Z=36	LC200624536
340x4.4/5.6x45 Z=32+32	LD34044564532
180x4.4/5.0x45 Z=36 PCD	LCD180444536
180x4.8/5.6x45 Z=36 PCD	LCD180484536
200x4.4/5.0x45 Z=36 PCD	LCD200444536
200x4.8/5.6x45 Z=36 PCD	LCD200484536
200x5.8/6.6x45 Z=36 PCD	LCD200584536

HOLZMA

Lama / Saw blade / Scie / Hoja de sierra

480x4.8/3.5x60+4 Z=72 TT	LS4804860F72TT
570x4.8/3.5x60+4 Z=60 TT	LS5704860F60TT
600x5.8/4.0x60+4 Z=72 TT	LS6005860F72TT
480x4.8/3.5x60+4 Z=72 PCD	LSD4804860F72T
520x4.8/3.5x60+4 Z=60 PCD	LSD5204860F60T
2/11/115+2/19/120	
670x5.8/4.0x60+4 Z=60 TP	LS6705860F60T
670x5.8/4.0x60+4 Z=72 TP	LS6705860F72T
730x6.2/4.4x60+4 Z=60 TP	LS7306260F60T
730x6.2/4.4x60+4 Z=72 TP	LS7306260F72T
670x5.8/4.0x60+4 Z=72 TFF	LS6705860F72TFF
670x5.8/4.0x60+4 Z=72 TT	LS6705860F72TT
2/19/120+2/11/148	

Incisore / Scorer / Inciseur / Incisor

HOMAG

Lama / Saw blade / Scie / Hoja de sierra

300x4.4/3.2x75 Z=60 TP	LS3004475F60T
350x4.4/3.2x75 Z=54 TP	LS3504475F54T
350x4.4/3.2x75 Z=72 TP	LS3504475F72T
355x4.4/3.2x75 Z=72 TP	LS3554475F72T
400x4.4/3.2x75 Z=60 TP	LS4004475F60T
400x4.4/3.2x75 Z=72 TP	LS4004475F72T
350x4.4/3.2x75 Z=54 A	LS3504475F54
350x4.4/3.2x75 Z=72 A	LS3504475F72
400x4.4/3.2x75 Z=60 A	LS4004475F60
400x4.4/3.2x75 Z=72 A	LS4004475F72
400x4.6/3.2x75 Z=60 A	LS4004675F60
400x4.4/3.2x75 Z=72 TFF	LS4004475F72TFF
400x4.4/3.2x75 Z=72 TT	LS4004475F72TT
350x4.4/3.2x75 Z=72 PCD	LSD3504475F72T
400x4.4/3.2x75 Z=72 PCD	LSD4004475F72T

Incisore / Scorer / Inciseur / Incisor

125x4.3/5.5x45 Z=24	LC125434524
150x4.3/5.5x45 Z=36	LC1504345F36
180x4.3/5.5x45 Z=36	LC180434536
200x4.3/5.5x45 Z=36	LC200434536
160x4.4/5.0x45 Z=36 PCD	LCD1604445F36
180x4.4/5.0x45 Z=36 PCD	LCD180444536
200x4.4/5.0x45 Z=36 PCD	LCD200444536

MACMAZZA

Lama / Saw blade / Scie / Hoja de sierra

350x4.4/3.2x75+3 Z=54 TP	LS3504475F54T
350x4.4/3.2x75+3 Z=72 TP	LS3504475F72T
355x4.4/3.2x75+3 Z=72 TP	LS3554475F72T
380x4.4/3.2x75+3 Z=72 TP	LS3804475F72T
350x4.4/3.2x75+3 Z=54 A	LS3504475F54
350x4.4/3.2x75+3 Z=72 A	LS3504475F72
350x4.4/3.2x75+3 Z=72 PCD	LSD3504475F72T
3/7/100	LS4504475F72T
450x4.4/3.2x75+3 Z=72 TP	
3/7/120	

Incisore / Scorer / Inciseur / Incisor

160x4.3/5.5x55+3 Z=36	LC1604355F36
280x4.3/5.5x55+3 Z=48	LC2804355F48
280x4.5/5.6x55+3 Z=48	LC2804555F48
160x4.4/5.0x55+3 Z=36 PCD	LCD1604455F36
3/6/84	

MAYER

Lama / Saw blade / Scie / Hoja de sierra

300x4.4/3.2x30+PH2 Z=60 TP	LS3004430F60T
300x4.4/3.2x30+PH2 Z=72 TP	LS3004430F72T
350x4.4/3.2x30+PH2 Z=54 TP	LS3504430F54T
350x4.4/3.2x30+PH2 Z=72 TP	LS3504430F72T
400x4.4/3.2x30+2 Z=60 TP	LS4004430F60T
400x4.4/3.2x30+2 Z=72 TP	LS4004430F72T
300x4.4/3.2x30+PH2 Z=48 A	LS3004430F48
300x4.4/3.2x30+PH2 Z=60 A	LS3004430F60
300x4.4/3.2x30+PH2 Z=72 A	LS3004430F72
350x4.4/3.2x30+PH2 Z=54 A	LS3504430F54
350x4.4/3.2x30+PH2 Z=72 A	LS3504430F72
400x4.4/3.2x30+2 Z=60 A	LS4004430F60
400x4.4/3.2x30+2 Z=72 A	LS4004430F72
300x4.4/3.2x30+PH2 Z=60 TFF	LS3004430F60TFF
350x4.4/3.2x30+PH2 Z=72 TFF	LS3504430F72TFF

Incisore / Scorer / Inciseur / Incisor

125x4.0/4.8x45 Z=20+20	LD12540484520
125x4.3/5.5x45 Z=24	LC125434524
150x4.3/5.5x30 Z=36	LC150433036
125x4.0/4.8x45 Z=20+20 PCD	LDD12540484520

MAYER

Lama / Saw blade / Scie / Hoja de sierra

400x4.4/3.2x30+PH2 Z=72 TFF	LS4004430F72TFF
300x4.4/3.2x30+PH2 Z=60 TT	LS3004430F60TT
350x4.4/3.2x30+PH2 Z=72 TT	LS3504430F72TT
400x4.4/3.2x30+PH2 Z=72 TT	LS4004430F72TT
300x4.4/3.2x30+PH2 Z=60 PCD	LSD3004430F60T
350x4.4/3.2x30+PH2 Z=72 PCD	LSD3504430F72T
400x4.4/3.2x30+2 Z=72 PCD	LS4004430F72T
2/10/60	

Incisore / Scorer / Inciseur / Incisor

PANHANS

Lama / Saw blade / Scie / Hoja de sierra

300x4.4/3.2x30+PH2 Z=60 TP	LS3004430F60T
300x4.4/3.2x30+PH2 Z=72 TP	LS3004430F72T
350x4.4/3.2x30+PH2 Z=54 TP	LS3504430F54T
350x4.4/3.2x30+PH2 Z=72 TP	LS3504430F72T
400x4.4/3.2x30+PH2 Z=60 TP	LS4004430F60T
400x4.4/3.2x30+PH2 Z=72 TP	LS4004430F72T
450x4.4/3.2x30+2 Z=72 TP	LS4504430F72T
300x4.4/3.2x30+PH2 Z=48 A	LS3004430F48
300x4.4/3.2x30+PH2 Z=60 A	LS3004430F60
300x4.4/3.2x30+PH2 Z=72 A	LS3004430F72
350x4.4/3.2x30+PH2 Z=54 A	LS3504430F54
350x4.4/3.2x30+PH2 Z=72 A	LS3504430F72
400x4.4/3.2x30+2 Z=60 A	LS4004430F60
400x4.4/3.2x30+2 Z=72 A	LS4004430F72
450x4.4/3.2x30+2 Z=54 A	LS4504430F54
450x4.4/3.2x30+2 Z=72 A	LS4504430F72
300x4.4/3.2x30+PH2 Z=60 TFF	LS3004430F60TFF
350x4.4/3.2x30+PH2 Z=72 TFF	LS3504430F72TFF
400x4.4/3.2x30+PH2 Z=72 TFF	LS4004430F72TFF
300x4.4/3.2x30+PH2 Z=60 TT	LS3004430F60TT
350x4.4/3.2x30+PH2 Z=72 TT	LS3504430F72TT
400x4.4/3.2x30+PH2 Z=72 TT	LS4004430F72TT
300x4.4/3.2x30+PH2 Z=60 PCD	LSD3004430F60T
350x4.4/3.2x30+PH2 Z=72 PCD	LSD3504430F72T
400x4.4/3.2x30+2 Z=72 PCD	LS4004430F72T
2/10/60	

Incisore / Scorer / Inciseur / Incisor

125x4.3/5.5x20 Z=24	LC125432024
180x4.3/5.5x30 Z=36	LC180433036
200x4.3/5.5x30 Z=36	LC200433036
200x4.4/5.0x30 Z=36 PCD	LCD200443036

SHELLING

Lama / Saw blade / Scie / Hoja de sierra

350x4.4/3.2x30+PH2 Z=54 TP	LS3504430F54T
350x4.4/3.2x30+PH2 Z=72 TP	LS3504430F72T
370x4.4/3.2x30+2 Z=72 TP	LS3704430F72T
400x4.4/3.2x30+PH2 Z=60 TP	LS4004430F60T
400x4.4/3.2x30+PH2 Z=72 TP	LS4004430F72T
350x4.4/3.2x30+PH2 Z=54 A	LS3504430F54
350x4.4/3.2x30+PH2 Z=72 A	LS3504430F72
400x4.4/3.2x30+2 Z=60 A	LS4004430F60
400x4.4/3.2x30+2 Z=72 A	LS4004430F72
300x4.4/3.2x30+PH2 Z=60 TFF	LS3004430F60TFF
350x4.4/3.2x30+PH2 Z=72 TFF	LS3504430F72TFF
400x4.4/3.2x30+PH2 Z=72 TFF	LS4004430F72TFF
300x4.4/3.2x30+PH2 Z=60 TT	LS3004430F60TT
350x4.4/3.2x30+PH2 Z=72 TT	LS3504430F72TT
400x4.4/3.2x30+PH2 Z=72 TT	LS4004430F72TT
300x4.4/3.2x30+PH2 Z=60 PCD	LSD3004430F60T
350x4.4/3.2x30+PH2 Z=72 PCD	LSD3504430F72T
370x4.4/3.2x30+2 Z=72 PCD	LSD3704430F72T
400x4.4/3.2x30+2 Z=72 PCD	LS4004430F72T
2/10/60	
450x4.4/3.2x30+2 Z=72 TP	LS4504430F72T
460x4.4/3.2x30+2 Z=72 TP	LS4604430F72T
480x4.4/3.2x30+2 Z=72 TP	LS4804430F72T
500x4.6/3.2x30+2 Z=72 TP	LS5004630F72T

Incisore / Scorer / Inciseur / Incisor

180x4.3/5.5x20 Z=36	LC180432036
180x6.8/7.8x20 Z=36	LC180682036
200x4.3/5.5x20 Z=36	LC200432036
200x5.0/6.2x20 Z=36	LC200502036
200x6.2/7.2x20 Z=36	LC200622036
180x4.4/5.0x20 Z=36 PCD	LCD180442036
200x4.4/5.0x20 Z=36 PCD	LCD200442036
200x5.0/5.8x20 Z=36 PCD	LCD200502036

SCHELLING

Lama / Saw blade / Scie / Hoja de sierra

520x4.8/3.5x30+2 Z=72 TP	LS5204830F72T
530x5.0/3.5x30+2 Z=60 TP	LS5305030F60T
450x4.4/3.2x30+2 Z=54 A	LS4504430F54
450x4.4/3.2x30+2 Z=72 A	LS4504430F72
500x4.6/3.2x30+2 Z=72 A	LS5004630F72
460x4.4/3.2x30+2 Z=72 TFF	LS4604430F72TFF
480x4.4/3.2x30+2 Z=72 TFF	LS4804430F72TFF
520x4.8/3.5x30+2 Z=72 TFF	LS5204830F72TFF
460x4.4/3.2x30+2 Z=72 TT	LS4604430F72TT
480x4.4/3.2x30+2 Z=72 TT	LS4804430F72TT
520x4.8/3.5x30+2 Z=72 TT	LS5204830F72TT
450x4.4/3.2x30+2 Z=72 PCD	LSD4504430F72T
460x4.4/3.2x30+2 Z=72 PCD	LSD4604430F72T
480x4.4/3.2x30+2 Z=72 PCD	LSD4804430F72T
2/13/94	
550x5.2/3.5x40+2 Z=60 TP	LS5505240F60T
2/13/122	
620x6.2/4.0x40+4 Z=60 TP	LS6206240F60T
650x6.2/4.0x40+4 Z=60 TP	LS6506240F60T
650x6.2/4.0x40+4 Z=72 TP	LS6506240F72T
680x6.2/4.0x40+4 Z=60 TP	LS6806240F60T
720x6.2/4.4x40+4 Z=60 TP	LS7206240F60T
2/13/114+2/17/140	

Incisore / Scorer / Inciseur / Incisor

SCM

Lama / Saw blade / Scie / Hoja de sierra

300x4.4/3.2x80+PH4 Z=60 TP	LS3004430F60T
300x4.4/3.2x80+PH4 Z=72 TP	LS3004480F72T
350x4.4/3.2x80+PH4 Z=54 TP	LS3504480F54T
350x4.4/3.2x80+PH4 Z=72 TP	LS3504480F72T
350x4.6/3.2x80+PH4 Z=72 TP	LS3504680F72T
355x4.4/3.2x80+PH4 Z=72 TP	LS3554480F72T
380x4.4/3.2x80+PH4 Z=72 TP	LS3804480F72T
400x4.4/3.2x80+PH4 Z=60 TP	LS4004480F60T
400x4.4/3.2x80+PH4 Z=72 TP	LS4004480F72T
400x4.6/3.2x80+PH4 Z=72 TP	LS4004680F72T
350x4.4/3.2x80+PH4 Z=54 A	LS3504480F54
350x4.4/3.2x80+PH4 Z=72 A	LS3504480F72
400x4.4/3.2x80+PH4 Z=36 A	LS4004480F36
400x4.4/3.2x80+PH4 Z=48 A	LS4004480F48
400x4.4/3.2x80+PH4 Z=60 A	LS4004480F60
400x4.4/3.2x80+PH4 Z=72 A	LS4004480F72
400x4.6/3.2x80+PH4 Z=60 A	LS4004680F60
450x4.4/3.2x80+PH4 Z=36 A	LS4504480F36
450x4.4/3.2x80+PH4 Z=54 A	LS4504480F54
350x4.4/3.2x80+PH4 Z=72 TFF	LS3504480F72TFF
350x4.6/3.2x80+PH4 Z=72 TFF	LS3504680F72TFF
400x4.4/3.2x80+PH4 Z=72 TFF	LS4004480F72TFF
350x4.4/3.2x80+PH4 Z=72 TT	LS3504480F72TT
350x4.6/3.2x80+PH4 Z=72 TT	LS3504680F72TT
400x4.4/3.2x80+PH4 Z=72 TT	LS4004480F72TT
350x4.4/3.2x80+PH4 Z=72 PCD	LSD3504480F72T
400x4.4/3.2x80+PH4 Z=72 PCD	LSD4004480F72T
450x4.4/3.2x80+PH4 Z=72 PCD	LSD4504480F72T
2/14/110+2/7/110+4/9/100	

Incisore / Scorer / Inciseur / Incisor

125x4.0/4.8x20+4+1 Z=20+20	LD125404420F20
125x4.0/4.4x20+4+1 Z=20+20 PCD	LDD125404420F20
4/17/50+1/7/68	
150x4.3/5.5x55+3 Z=36	LC1504355F36
160x4.3/5.5x55+3 Z=36	LC1604355F36
160x4.5/5.7x55+3 Z=36	LC1604555F36
160x4.4/5.0x55+3 Z=36 PCD	LCD1604455F36
3/7/66	
200x4.3/5.5x80+2 Z=36	LC2004380F36
2/14/110	

SELCO

Lama / Saw blade / Scie / Hoja de sierra

300x4.4/3.2x65+4 Z=60 TP	LS3004465F60T/A
300x4.4/3.2x65+4 Z=72 TP	LS3004465F72T/A
320x4.4/3.2x65+4 Z=60 TP	LS3204465F60T/A
320x4.6/3.2x65+4 Z=60 TP	LS3204665F60T/A
350x4.4/3.2x65+4 Z=72 TP	LS3504465F72T/A
355x4.4/3.2x65+4 Z=72 TP	LS3554465F72T/A
360x4.6/3.2x65+4 Z=72 TP	LS3604665F72T/A

Incisore / Scorer / Inciseur / Incisor

200x4.3/5.5x65+4 Z=36	LC2004365F36/A
200x4.5/5.7x65+4 Z=36	LC2004565F36/A
200x4.7/6.0x65+4 Z=36	LC2004765F36/A
200x5.0/6.2x65+4 Z=36	LC2005065F36/A
300x4.3/5.5x65+4 Z=72	LC3004365F72/A
300x4.5/5.7x65+4 Z=72	LC3004565F72/A

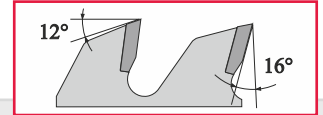
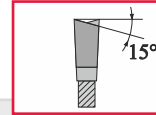
Lama / Saw blade / Scie / Hoja de sierra

300x4.4/3.2x65+4 Z=60 PCD	LSD3004465F60T/A
320x4.4/3.2x65+4 Z=60 PCD	LSD3204465F60T/A
350x4.4/3.2x65+4 Z=72 PCD	LSD3504465F72T/A
360x4.4/3.2x65+4 Z=72 PCD	LSD3604465F72T/A
430x4.4/3.2x65+4 Z=72 TP	LS4304465F72T/A
400x4.4/3.2x65+4 Z=72 TP	LS4004465F72T/A
2/9/100+2/9/110	
430x4.8/3.5x70+4 Z=72 TP	LS4304870F72T/A
470x4.4/3.2x70+4 Z=72 TP	LS4704470F72T
520x4.8/3.5x70+4 Z=72 TP	LS5204870F72T
4/11/130	
350x4.4/3.2x80+PH4 Z=54 TP	LS3504480F54T
350x4.4/3.2x80+PH4 Z=72 TP	LS3504480F72T
350x4.6/3.2x80+PH4 Z=72 TP	LS3504680F72T
355x4.4/3.2x80+PH4 Z=72 TP	LS3554480F72T
400x4.4/3.2x80+PH4 Z=60 TP	LS4004480F60T
400x4.4/3.2x80+PH4 Z=72 TP	LS4004480F72T
400x4.6/3.2x80+PH4 Z=72 TP	LS4004680F72T
430x4.4/3.2x80+PH4 Z=72 TP	LS4304480F72T
450x4.4/3.2x80+PH4 Z=72 TP	LS4504480F72T
450x4.6/3.2x80+PH4 Z=72 TP	LS4504680F72T
450x4.8/3.5x80+PH4 Z=72 TP	LS4504880F72T
480x4.8/3.5x80+6 Z=72 TP	LS4804880F72T
480x5.2/3.5x80+6 Z=72 TP	LS4805280F72T
350x4.4/3.2x80+PH4 Z=54 A	LS3504480F54
350x4.4/3.2x80+PH4 Z=72 A	LS3504480F72
400x4.4/3.2x80+PH4 Z=36 A	LS4004480F36
400x4.4/3.2x80+PH4 Z=48 A	LS4004480F48
400x4.4/3.2x80+PH4 Z=60 A	LS4004480F60
400x4.4/3.2x80+PH4 Z=72 A	LS4004480F72
400x4.6/3.2x80+PH4 Z=60 A	LS4004680F60
450x4.4/3.2x80+PH4 Z=36 A	LS4504480F36
450x4.4/3.2x80+PH4 Z=54 A	LS4504480F54
450x4.8/3.5x80+PH4 Z=48 A	LS4504880F48
350x4.4/3.2x80+PH4 Z=72 TFF	LS3504480F72TFF
350x4.6/3.2x80+PH4 Z=72 TFF	LS3504680F72TFF
400x4.4/3.2x80+PH4 Z=72 TFF	LS4004480F72TFF
430x4.4/3.2x80+PH4 Z=72 TFF	LS4304480F72TFF
450x4.8/3.5x80+6 Z=72 TFF	LS4504880F72TFF
480x4.8/3.5x80+6 Z=72 TFF	LS4804880F72TFF
350x4.4/3.2x80+PH4 Z=72 TT	LS3504480F72TT
350x4.6/3.2x80+PH4 Z=72 TT	LS3504680F72TT
400x4.4/3.2x80+PH4 Z=72 TT	LS4004480F72TT
430x4.4/3.2x80+PH4 Z=72 TT	LS4304480F72TT
450x4.8/3.5x80+6 Z=72 TT	LS4504880F72TT
480x4.8/3.5x80+6 Z=72 TT	LS4804880F72TT
350x4.4/3.2x80+PH4 Z=72 PCD	LSD3504480F72T
400x4.4/3.2x80+PH4 Z=72 PCD	LSD4004480F72T
430x4.4/3.2x80+PH4 Z=72 PCD	LSD4304480F72T
450x4.4/3.2x80+PH4 Z=72 PCD	LSD4504480F72T
450x4.8/3.5x80+PH4 Z=72 PCD	LSD4504880F72T
480x4.8/3.5x80+6 Z=72 PCD	LSD4804880F72T
4/19/120+2/9/130	

Incisore / Scorer / Inciseur / Incisor

300x4.7/6.0x65+4 Z=72	LC3004765F72/A
200x4.4/5.0x65+4 Z=36 PCD	LCD2004465F36/A
200x4.8/5.6x65+4 Z=36 PCD	LCD2004865F36/A
2/9/100+2/9/110	

LAMA CIRCOLARE PER SEZIONATRICE DENTE ALTERNO



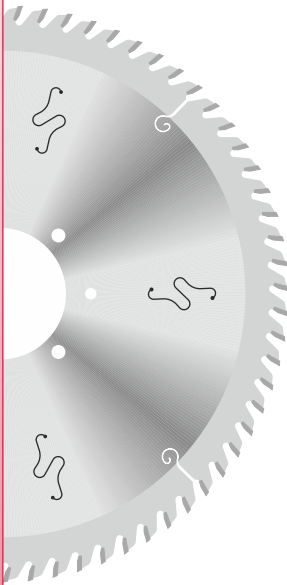
GB Circular panel sizing saw blades with alternate bevel tooth

F Scie circulaire pour panneaux avec denture alternée

E Hoja de sierra para despidadora con diente alterno

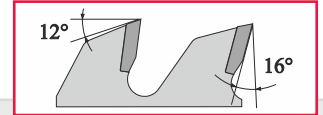
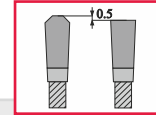
I
M

1
5
4



	D	B	b	d	●●●	Z	COD
○	300	4,4	3,2	30	PH2	48	LS3004430F48
○	300	4,4	3,2	30	PH2	60	LS3004430F60
□	300	4,4	3,2	30	PH2	72	LS3004430F72
□	320	4,4	3,2	50	GIBEN	36	LS3204450F36
○	350	4,4	3,2	30	PH2	54	LS3504430F54
○	350	4,4	3,2	75	PH5	54	LS3504475F54
○	350	4,4	3,2	80	PH4	54	LS3504480F54
□	350	4,4	3,2	30	PH2	72	LS3504430F72
○	350	4,4	3,2	75	PH5	72	LS3504475F72
○	350	4,4	3,2	80	PH4	72	LS3504480F72
□	400	4,4	3,2	30	2/10/60	36	LS4004430F36
□	400	4,4	3,2	80	PH4	36	LS4004480F36
□	400	4,4	3,2	30	2/10/60	48	LS4004430F48
□	400	4,4	3,2	80	PH4	48	LS4004480F48
○	400	4,4	3,2	30	2/10/60	60	LS4004430F60
○	400	4,4	3,2	75	GIBEN / HOMAG	60	LS4004475F60
○	400	4,4	3,2	80	PH4	60	LS4004480F60
○	400	4,4	3,2	30	2/10/60	72	LS4004430F72
○	400	4,4	3,2	75	GIBEN / HOMAG	72	LS4004475F72
○	400	4,4	3,2	80	PH4	72	LS4004480F72
□	400	4,6	3,2	75	GIBEN / HOMAG	60	LS4004675F60
□	400	4,6	3,2	80	PH4	60	LS4004680F60
□	450	4,4	3,2	80	PH4	36	LS4504480F36
□	450	4,4	3,2	30	2/10/60 + SCHELLING	54	LS4504430F54
□	450	4,4	3,2	80	PH4	54	LS4504480F54
○	450	4,4	3,2	30	2/10/60 + SCHELLING	72	LS4504430F72
□	450	4,8	3,5	80	PH4	48	LS4504880F48
○	500	4,6	3,2	30	2/10/60 + SCHELLING	72	LS5004630F72

LAMA CIRCOLARE PER SEZIONATRICE CON DENTE TRAPEZOIDALE PIANO



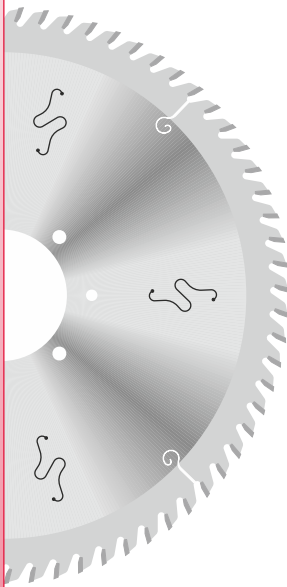
GB Circular panel sizing saw blades with trapezoidal - flat tooth

F Scie circulaire pour panneaux avec denture trapézoïdale - plate

E Hoja de sierra para despiedadora con diente trapezoidal - recto

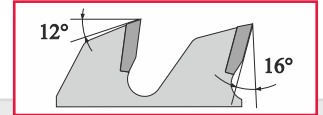
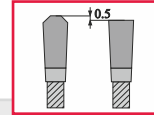
I
M

1
5
6



	D	B	b	d	●●●	Z	COD
○	300	4,4	3,2	30	PH2	60	LS3004430F60T
○	300	4,4	3,2	65	SELCO	60	LS3004465F60T/A
○	300	4,4	3,2	75	PH5	60	LS3004475F60T
○	300	4,4	3,2	80	GABBIANI	60	LS3004480F60T
○	300	4,4	3,2	30	PH2	72	LS3004430F72T
□	300	4,4	3,2	65	SELCO	72	LS3004465F72T/A
○	300	4,4	3,2	80	GABBIANI	72	LS3004480F72T
□	320	4,4	3,2	50	GIBEN	60	LS3204450F60T
○	320	4,4	3,2	65	SELCO	60	LS3204465F60T/A
○	320	4,4	3,2	80	PH4	60	LS3204480F60T
○	320	4,4	3,2	50	GIBEN	72	LS3204450F72T
○	320	4,4	3,2	75	GIBEN/MACMAZZA	72	LS3204475F72T
□	320	4,6	3,2	65	SELCO	60	LS3204665F60T/A
○	330	4,4	3,2	50	GIBEN	60	LS3304450F60T
△	350	4,25	3,2	30	PH2	72	LS35042530F72T
○	350	4,4	3,2	30	PH2	54	LS3504430F54T
○	350	4,4	3,2	75	PH5	54	LS3504475F54T
○	350	4,4	3,2	80	PH4	54	LS3504480F54T
○	350	4,4	3,2	30	PH2	72	LS3504430F72T
○	350	4,4	3,2	50	GIBEN	72	LS3504450F72T
○	350	4,4	3,2	60	HOLZMA	72	LS3504460F72T
○	350	4,4	3,2	65	SELCO	72	LS3504465F72T/A
○	350	4,4	3,2	75	PH5	72	LS3504475F72T
○	350	4,4	3,2	80	PH4	72	LS3504480F72T
□	350	4,6	3,2	80	PH4	72	LS3504680F72T
○	355	4,4	3,2	30	PH2	72	LS3554430F72T
○	355	4,4	3,2	65	SELCO	72	LS3554465F72T/A
○	355	4,4	3,2	75	PH5	72	LS3554475F72T
○	355	4,4	3,2	80	PH4	72	LS3554480F72T
□	360	4,4	3,2	50	GIBEN	72	LS3604450F72T
○	360	4,6	3,2	65	SELCO	72	LS3604665F72T/A
○	370	4,4	3,2	30	SCHELLING	72	LS3704430F72T
○	380	4,4	3,2	50	GIBEN	72	LS3804450F72T
○	380	4,4	3,2	60	HOLZMA	72	LS3804460F72T
□	380	4,4	3,2	75	PH5	72	LS3804475F72T
○	380	4,4	3,2	80	PH4	72	LS3804480F72T
○	380	4,8	3,5	60	HOLZMA	72	LS3804860F72T
□	380	4,8	3,5	60	HOLZMA	84	LS3804860F84T
△	400	4,25	3,2	30	2/10/60	72	LS40042530F72T
○	400	4,4	3,2	30	2/10/60	60	LS4004430F60T
○	400	4,4	3,2	75	GIBEN / HOMAG	60	LS4004475F60T
○	400	4,4	3,2	80	PH4	60	LS4004480F60T
○	400	4,4	3,2	30	2/10/60	72	LS4004430F72T
□	400	4,4	3,2	60	ANTHON	72	LS4004460F72T/B
○	400	4,4	3,2	65	SELCO	72	LS4004465F72T/A
○	400	4,4	3,2	75	GIBEN / HOMAG	72	LS4004475F72T
○	400	4,4	3,2	80	PH4	72	LS4004480F72T
○	400	4,6	3,2	80	PH4	72	LS4004680F72T
□	400	4,8	3,5	60	HOLZMA	72	LS4004860F72T

LAMA CIRCOLARE PER SEZIONATRICE CON DENTE TRAPEZOIDALE PIANO



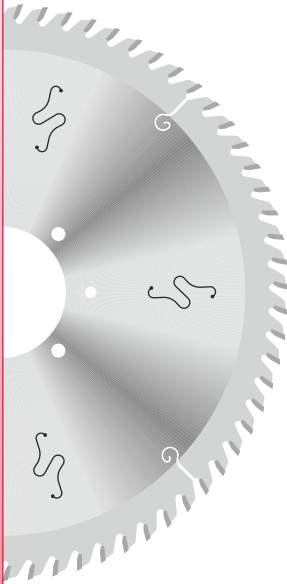
GB Circular panel sizing saw blades with trapezoidal - flat tooth

F Scie circolare pour panneaux avec denture trapézoïdale - plate

E Hoja de sierra para despiedadora con diente trapezoidal - recto

I
M

1
5
6

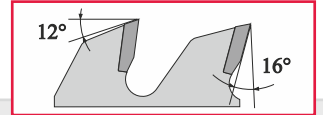
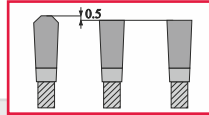


	D	B	b	d	•••	Z	COD
○	420	4,4	3,2	80	PH4	72	LS4204480F72T
○	420	4,8	3,5	60	HOLZMA	72	LS4204860F72T
□	430	4,4	3,2	30	2/10/60	72	LS4304430F72T
□	430	4,4	3,2	60	ANTHON	72	LS4304460F72T/B
○	430	4,4	3,2	65	SELCO	72	LS4304465F72T/A
○	430	4,4	3,2	75	GIBEN	72	LS4304475F72T
○	430	4,4	3,2	80	PH4	72	LS4304480F72T
□	430	4,4	3,2	75	GIBEN	96	LS4304475F96T
□	430	4,6	3,2	80	PH4	72	LS4304680F72T
○	430	4,8	3,5	70	SELCO	72	LS4304870F72T/A
○	450	4,4	3,2	30	SCHELLING	72	LS4504430F72T
□	450	4,4	3,2	60	ANTHON / HOLZMA	72	LS4504460F72T
○	450	4,4	3,2	75	MACMAZZA	72	LS4504475F72T
○	450	4,4	3,2	80	PH4	72	LS4504480F72T
□	450	4,6	3,2	80	PH4	72	LS4504680F72T
○	450	4,8	3,5	60	HOLZMA	72	LS4504860F72T
○	450	4,8	3,5	80	PH4	72	LS4504880F72T
○	460	4,4	3,2	30	SCHELLING	72	LS4604430F72T
○	470	4,4	3,2	70	SELCO	72	LS4704470F72T
○	470	4,4	3,2	75	GIBEN	72	LS4704475F72T
○	470	4,4	3,2	75	GIBEN	96	LS4704475F96T
○	480	4,4	3,2	30	SCHELLING	72	LS4804430F72T
□	480	4,8	3,5	60	HOLZMA	72	LS4804860F72T
□	480	4,8	3,5	80	SELCO	72	LS4804880F72T/A
□	480	5,2	3,5	80	SELCO	72	LS4805280F72T/A
□	500	4,6	3,2	30	SCHELLING	72	LS5004630F72T
○	500	4,8	3,5	60	HOLZMA	60	LS5004860F60T
○	500	4,8	3,5	60	HOLZMA	72	LS5004860F72T
□	520	4,8	3,5	60	HOLZMA	60	LS5204860F60T
□	520	4,8	3,5	30	SCHELLING	72	LS5204830F72T
○	520	4,8	3,5	70	SELCO	72	LS5204870F72T
□	530	5,0	3,5	30	SCHELLING	60	LS5305030F60T
□	530	5,8	4,0	60	ANTHON	60	LS5305860F60T/B
□	540	4,8	3,5	60	HOLZMA	84	LS5404860F84T
□	540	5,8	4,0	60	HOLZMA	60	LS5405860F60T
□	550	5,2	3,5	40	SCHELLING	60	LS5505240F60T
□	550	5,2	3,5	100	GIBEN	72	LS5505210072T
□	565	5,2	3,5	100	GIBEN	72	LS5655210072T
○	570	4,8	3,5	60	HOLZMA	60	LS5704860F60T
□	570	5,8	4,0	60	HOLZMA	96	LS5705860F96T
□	600	5,8	4,0	60	HOLZMA	60	LS6005860F60T
□	600	5,8	4,0	60	HOLZMA	72	LS6005860F72T
□	620	6,2	4,0	40	SCHELLING	60	LS6206240F60T
□	650	6,2	4,0	40	SCHELLING	60	LS6506240F60T
□	650	6,2	4,0	40	SCHELLING	72	LS6506240F72T
□	670	5,8	4,0	60	HOLZMA	60	LS6705860F60T
□	670	5,8	4,0	60	HOLZMA	72	LS6705860F72T
□	680	6,2	4,0	40	SCHELLING	60	LS6806240F60T
□	720	6,2	4,4	40	SCHELLING	60	LS7206240F60T
□	730	6,2	4,4	60	HOLZMA	60	LS7306260F60T
□	730	6,2	4,4	60	HOLZMA	72	LS7306260F72T
□	730	6,2	4,4	80	ANTHON	60	LS7306280F60T/B

I
M

1
5
7

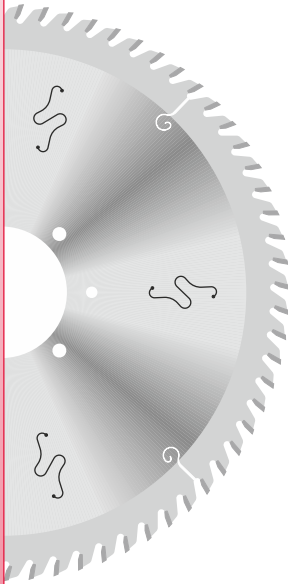
LAME CIRCOLARI PER SEZIONATRICE CON DENTE PIANO-PIANO-TRAPEZIO PER LA MASSIMA DURATA DELL'UTENSILE



(GB) Circular panel sizing saw blades with teeth flat-flat-triple chip for the maximum tool life

(F) Scie circulaire pour panneaux avec denture trapézoïdale - plate -plate pour la durée de vie maximale

(E) Hoja de sierra para despiegador con diente trapezoidal - recto - recto para la vida máxima de la herramienta

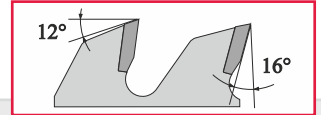
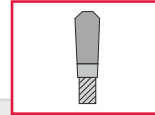


	D	B	b	d	●●●	Z	COD
<input type="checkbox"/>	300	4,4	3,2	30	PH2	60	LS3004430F60TFF
<input type="checkbox"/>	350	4,4	3,2	30	PH2	72	LS3504430F72TFF
<input type="checkbox"/>	350	4,4	3,2	80	PH4	72	LS3504480F72TFF
<input type="checkbox"/>	350	4,6	3,2	80	PH4	72	LS3504680F72TFF
<input type="checkbox"/>	380	4,8	3,5	60	HOLZMA	72	LS3804860F72TFF
<input type="checkbox"/>	400	4,25	3,2	30	2/10/60	72	LS40042530F72TFF
<input type="checkbox"/>	400	4,4	3,2	30	2/10/60	72	LS4004430F72TFF
<input type="checkbox"/>	400	4,4	3,2	75	GIBEN / HOMAG	72	LS4004475F72TFF
<input type="checkbox"/>	400	4,4	3,2	80	PH4	72	LS4004480F72TFF
<input type="checkbox"/>	400	4,8	3,5	60	HOLZMA	72	LS4004860F72TFF
<input type="checkbox"/>	420	4,8	3,5	60	HOLZMA	72	LS4204860F72TFF
<input type="checkbox"/>	430	4,4	3,2	75	GIBEN	72	LS4304475F72TFF
<input type="checkbox"/>	430	4,4	3,2	80	PH4	72	LS4304480F72TFF
<input type="checkbox"/>	450	4,8	3,5	60	HOLZMA	72	LS4504860F72TFF
<input type="checkbox"/>	450	4,8	3,5	80	PH4	72	LS4504880F72TFF
<input type="checkbox"/>	460	4,4	3,2	30	SCHELLING	72	LS4604430F72TFF
<input type="checkbox"/>	470	4,4	3,2	75	GIBEN	72	LS4704475F72TFF
<input type="checkbox"/>	480	4,4	3,2	30	SCHELLING	72	LS4804430F72TFF
<input type="checkbox"/>	480	4,8	3,5	60	HOLZMA	72	LS4804860F72TFF
<input type="checkbox"/>	480	4,8	3,5	80	SELCO	72	LS4804880F72TFF/A
<input type="checkbox"/>	500	4,8	3,5	60	HOLZMA	72	LS5004860F72TFF
<input type="checkbox"/>	520	4,8	3,5	30	SCHELLING	72	LS5204830F72TFF
<input type="checkbox"/>	570	4,8	3,5	60	HOLZMA	60	LS5704860F60TFF
<input type="checkbox"/>	600	5,8	4,0	60	HOLZMA	72	LS6005860F72TFF
<input type="checkbox"/>	670	5,8	4,0	60	HOLZMA	72	LS6705860F72TFF

I
M

1
5
8

LAMA CIRCOLARE PER SEZIONATRICE CON TUTTI I DENTI TRAPEZIO PER LA MASSIMA QUALITA' DI TAGLIO



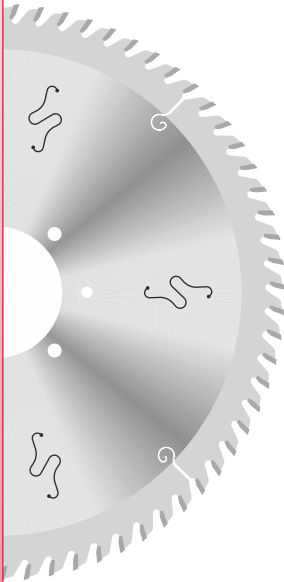
Circular panel sizing saw blade with trapezoidal tooth for a maximum cut quality



Scie circulaire pour panneaux avec dénature trapézoïdale pour une excellente qualité de coupe

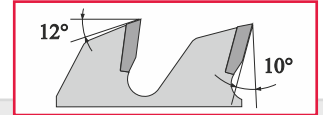
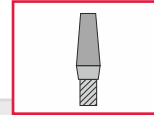


Hoja de sierra para despiegador con dientes trapezoidales para una máxima calidad de corte



	D	B	b	d	●●●	Z	COD
<input type="checkbox"/>	300	4,4	3,2	30	PH2	60	LS3004430F60TT
<input type="checkbox"/>	350	4,4	3,2	30	PH2	72	LS3504430F72TT
<input type="checkbox"/>	350	4,4	3,2	80	PH4	72	LS3504480F72TT
<input type="checkbox"/>	350	4,6	3,2	80	PH4	72	LS3504680F72TT
<input type="checkbox"/>	380	4,8	3,5	60	HOLZMA	72	LS3804860F72TT
<input type="checkbox"/>	400	4,25	3,2	30	2/10/60	72	LS40042530F72TT
<input type="checkbox"/>	400	4,4	3,2	30	2/10/60	72	LS4004430F72TT
<input type="checkbox"/>	400	4,4	3,2	75	GIBEN / HOMAG	72	LS4004475F72TT
<input type="checkbox"/>	400	4,4	3,2	80	PH4	72	LS4004480F72TT
<input type="checkbox"/>	400	4,8	3,5	60	HOLZMA	72	LS4004860F72TT
<input type="checkbox"/>	420	4,8	3,5	60	HOLZMA	72	LS4204860F72TT
<input type="checkbox"/>	430	4,4	3,2	75	GIBEN	72	LS4304475F72TT
<input type="checkbox"/>	430	4,4	3,2	80	PH4	72	LS4304480F72TT
<input type="checkbox"/>	450	4,8	3,5	60	HOLZMA	72	LS4504860F72TT
<input type="checkbox"/>	450	4,8	3,5	80	PH4	72	LS4504880F72TT
<input type="checkbox"/>	460	4,4	3,2	30	SCHELLING	72	LS4604430F72TT
<input type="checkbox"/>	470	4,4	3,2	75	GIBEN	72	LS4704475F72TT
<input type="checkbox"/>	480	4,4	3,2	30	SCHELLING	72	LS4804430F72TT
<input type="checkbox"/>	480	4,8	3,5	60	HOLZMA	72	LS4804860F72TT
<input type="checkbox"/>	480	4,8	3,5	80	SELCO	72	LS4804880F72TT/A
<input type="checkbox"/>	500	4,8	3,5	60	HOLZMA	72	LS5004860F72TT
<input type="checkbox"/>	520	4,8	3,5	30	SCHELLING	72	LS5204830F72TT
<input type="checkbox"/>	570	4,8	3,5	60	HOLZMA	60	LS5704860F60TT
<input type="checkbox"/>	600	5,8	4,0	60	HOLZMA	72	LS6005860F72TT
<input type="checkbox"/>	670	5,8	4,0	60	HOLZMA	72	LS6705860F72TT


LAMA INCISORE CONICO PER SEZIONATRICE



GB Dividing scoring saw blade

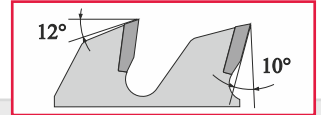
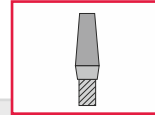
F Inciseur pour le débit de panneaux

E Incisor para el despieceado de tableros



	D	B	b	d	●●●	Z	COD
○	80	3,1/4,0	2,2	20		12	LC80312012
○	90	3,0/4,1	2,2	30		12	LC90303012
○	100	3,1/4,3	2,2	20		20	LC100312020
□	100	3,1/4,3	2,2	20		24	LC100312024
○	110	3,1/4,3	2,2	20		20	LC110312020
○	120	3,1/4,3	2,2	20		20	LC120312020
○	120	3,1/4,3	2,2	22		20	LC120312220
○	120	3,4/4,5	2,2	20		20	LC120342020
○	125	3,1/4,3	2,2	20		24	LC125312024
○	125	3,1/4,3	2,2	22		24	LC125312224
○	125	3,4/4,5	2,2	20		24	LC125342024
○	125	4,3/5,5	3,2	20		24	LC125432024
□	125	4,3/5,5	3,2	22		24	LC125432224
○	125	4,3/5,5	3,2	45		24	LC125434524
□	140	3,1/4,3	2,2	20		24	LC140312024
□	140	4,3/5,5	3,2	45	1/8/58	24	LC1404345F24
□	150	4,3/5,5	3,2	20		24	LC150432024
○	150	4,3/5,5	3,2	30		24	LC150433024
○	150	4,3/5,5	3,2	45		24	LC150434524
△	150	3,1/4,3	2,2	30		36	LC150313036
○	150	3,4/4,5	2,2	30		36	LC150343036
□	150	3,9/5,1	2,8	30		36	LC150393036
○	150	4,3/5,5	3,2	30		36	LC150433036
○	150	4,3/5,5	3,2	45	GIBEN	36	LC1504345F36
□	150	4,3/5,5	3,2	55	GABBIANI	36	LC1504355F36
○	160	4,3/5,5	3,2	20		36	LC160432036
○	160	4,3/5,5	3,2	30		36	LC160433036
○	160	4,3/5,5	3,2	45	GIBEN	36	LC1604345F36
○	160	4,3/5,5	3,2	55	GABBIANI MACMAZZA	36	LC1604355F36
□	160	4,5/5,7	3,2	45	GIBEN	36	LC1604545F36
○	160	4,5/5,7	3,2	55	GABBIANI	36	LC1604555F36
□	160	4,7/6,0	3,5	55	GABBIANI	36	LC1604755F36
○	180	4,3/5,5	3,2	20		36	LC180432036
○	180	4,3/5,5	3,2	30	2/10/60	36	LC1804330F36
○	180	4,3/5,5	3,2	45	HOLZMA	36	LC180434536
□	180	4,3/5,5	3,2	55	GABBIANI	36	LC1804355F36
○	180	4,7/6,0	3,5	45	HOLZMA	36	LC180474536
□	180	4,7/6,0	3,5	50	GIBEN	36	LC1804750F36
□	180	5,0/6,2	3,5	55	GIBEN	36	LC180505536
□	180	5,8/7,0	4,0	20	ANTHON	36	LC180582036/B
□	180	6,2/7,2	4,0	20	ANTHON	36	LC180622036/B
□	180	6,8/7,8	5,0	20	SHELLING	36	LC180682036
○	180	4,3/5,5	3,2	50	GIBEN	44	LC1804350F44
□	190	4,0/5,1	2,8	50	GIBEN	36 A	LC1904050F36


LAMA INCISORE CONICO PER SEZIONATRICE



GB Dividing scoring saw blade

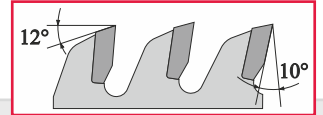
F Inciseur pour le débit de panneaux

E Incisor para el despieceado de tableros



	D	B	b	d	•●•	Z	COD
○	200	4,3/5,5	3,2	20		36	LC200432036
○	200	4,3/5,5	3,2	30	2/10/60	36	LC2004330F36
○	200	4,3/5,5	3,2	45	HOLZMA	36	LC200434536
○	200	4,3/5,5	3,2	65	SELCO	36	LC2004365F36/A
○	200	4,3/5,5	3,2	80	GABBIANI	36	LC2004380F36
○	200	4,5/5,7	3,2	65	SELCO	36	LC2004565F36/A
○	200	4,7/6,0	3,5	45	HOLZMA	36	LC200474536
○	200	4,7/6,0	3,5	65	SELCO	36	LC2004765F36/A
○	200	5,0/6,2	3,5	20	SHELLING	36	LC200502036
□	200	5,0/6,2	3,5	65	SELCO	36	LC2005065F36/A
○	200	5,8/7,0	4,0	45	HOLZMA	36	LC200584536
□	200	6,2/7,2	4,0	20	SHELLING	36	LC200622036
□	200	6,2/7,2	4,4	45	HOLZMA	36	LC200624536
○	215	4,3/5,5	3,2	50	GIBEN	42	LC2154350F42
□	215	4,5/5,7	3,2	50	GIBEN	42	LC2154550F42
□	250	4,3/5,5	3,2	30	2/10/60	60	LC2504330F60
□	250	4,5/5,7	3,2	30	2/10/60	60	LC250453060
□	280	4,3/5,5	3,2	55	MACMAZZA	48	LC2804355F48
□	280	4,5/5,6	3,2	55	MACMAZZA	48	LC2804555F48
○	300	4,3/5,5	3,2	30	2/10/60	48	LC3004330F48
○	300	4,3/5,5	3,2	50	GIBEN	48	LC3004350F48
○	300	4,3/5,5	3,2	65	SELCO	72	LC3004365F72/A
○	300	4,3/5,3	3,2	80	GABBANI	72	LC3004380F72
□	300	4,5/5,7	3,2	50	GIBEN	48	LC3004550F48
○	300	4,5/5,7	3,2	65	SELCO	72	LC3004565F72/A
□	300	4,7/6,0	3,5	65	SELCO	72	LC3004765F72/A

LAMA INCISORE REGOLABILE PER SEZIONATRICI CON ANELLI DI REGOLAZIONE




GB Adjustable dividing scoring saw blade complete with spacers

F Inciseur a épaisseur réglable avec les bagues de réglage

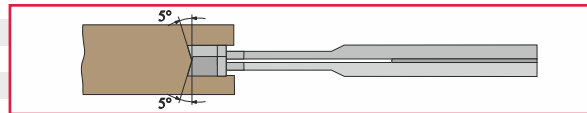
E Incisor regable para despiezado de tableros con anillos de regulacion

I
M

1
6
2



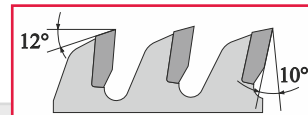
	D	B	b	d	●●●	Z	COD
○	70	2,8/3,6	2,2	20		8+8	LD702836208
○	80	2,8/3,6	2,2	20		10+10	LD8028362010
○	100	2,8/3,6	2,2	20		10+10	LD10028362010
○	100	2,8/3,6	2,2	22		10+10	LD10028362210
□	100	3,1/3,9	2,2	20		10+10	LD10031392010
□	100	3,1/3,9	2,2	22		10+10	LD10031392210
○	120	2,8/3,6	2,2	20		12+12	LD12028362012
○	120	2,8/3,6	2,2	22		12+12	LD12028362212
□	120	3,1/3,9	2,2	20		12+12	LD12031392012
□	120	3,1/3,9	2,2	22		12+12	LD12031392212
○	125	2,8/3,6	2,2	20		12+12	LD12528362012
○	125	2,8/3,6	2,2	22		12+12	LD12528362212
□	125	3,1/3,9	2,2	20		12+12	LD12531392012
□	125	3,1/3,9	2,2	22		12+12	LD12531392212
□	125	3,1/3,9	2,2	30		12+12	LD12531393012
□	125	4,0/4,8	2,2	45	GIBEN	20+20	LD12540484520
□	160	2,8/3,6	2,2	30		18+18	LD16028363018
□	160	3,5/4,3	2,2	30		18+18	LD16035433018
□	180	2,8/3,6	2,2	30		18+18	LD18028363018
□	180	3,5/4,3	2,2	30		18+18	LD18035433018
□	180	4,4/5,5	2,2	45	HOLZMA	18+18	LD18044554518
□	180	4,8/5,6	2,2	55+3	GABBIANI	28+28	LD180485655F28
□	200	4,3/5,2	2,2	20	SCM	30+30	LD20043522030
□	300	4,3/5,5	1,8	50+3	GIBEN	32+32	LD300435250F32
□	340	4,4/5,6	2,5	45	HOLZMA	32+32	LD34044564532



INCISORE PER ATTACCO RAPIDO SENZA ANELLI SCORING SAW BLADES ADJUSTMENT UNIT RAPIDO WITHOUT RINGS

□	80	2,8/3,6	-	20+6	STRIEBIG	6+6	LD802836206
○	120	2,8/3,8	2,2	50+4	ALTENDORF	12+12	LD120283850F12
□	120	2,8/3,8	2,2	22+10	MARTIN	12+12	LD120283822F12
□	125	2,8/3,6	2,2	30+12	GRIGGIO	12+12	LD125283630F12
□	125	4,0/4,4	2,2	20+4+1	GABBIANI	20+20	LD125404420F20

GRUPPO DI REGOLAZIONE RAPIDO GDA PER INCISORI DOPPI SENZA USO DI ANELLI



I
M



GDA speed regulation unit
for double scoring saw blades
without rings




Unité de réglage rapide GDA
pour réglable sans bagues

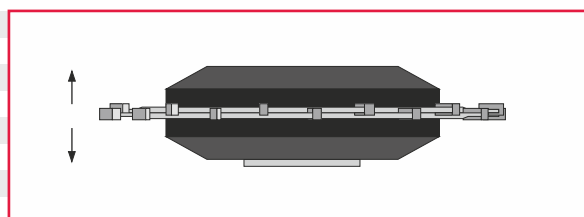


Regolamento unidad GDA rapido de
recuento de hojas de sierra
sin anillos

1
6
3




	D	B	b	d	●●●	Z	COD	€
<input type="checkbox"/>	120	2,8/3,6	-	20		12+12	LD12028362012/A	
<input type="checkbox"/>	120	2,8/3,6	-	22		12+12	LD12028362212/A	
<input type="checkbox"/>	125	2,8/3,6	-	20		12+12	LD12528362012/A	
<input type="checkbox"/>	125	2,8/3,6	-	22		12+12	LD12528362212/A	

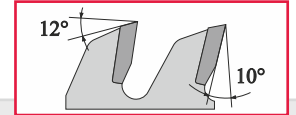
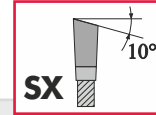
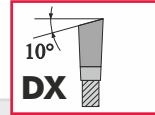
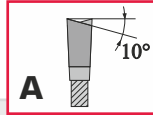


LAME DI RICAMBIO / SPARE BLADES

<input type="checkbox"/>	120	2,8/3,6	2,2	50	GDA	12+12	LD120283650F12/A	131,30
<input type="checkbox"/>	125	2,8/3,8	2,2	50	GDA	12+12	LD125283650F12/A	131,30




LAMA INCISORI PER SQUADRATRICI E BORDATRICI



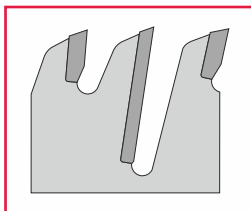
GB Scoring saw blade for edge - working and dividing

F Inciseur pour plaqu coastes d'chant et la mise à format de panneaux

E Incisor para despiezado de tableros



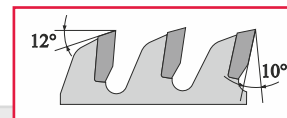
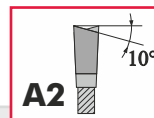
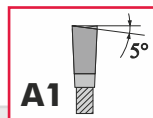
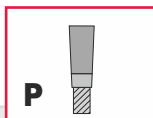
	D	B	b	d	•●•	Z	COD DX-RH	COD SX-LH
□	90	3,6	2,5	30		20/15°	LE90363020D	LE90363020S
○	100	2,6	1,6	32	HOMAG	30 NEG	LE100263230D/A	LE100263230S/A
□	100/92	3,2	2,2	32		20+20	LE10092323220D	LE10092323220S
○	100	3,2	2,2	20		20	LE100322020D	LE100322020S
□	100	3,2	2,2	32		20	LE100323220D	LE100323220S
○	115	2,6	1,8	30	STEFANI	24A	LE115263024	LE115263024
○	115	2,6	1,8	30	STEFANI	24	LE115263024D	LE115263024S
□	120	3,2	2,2	20		30	LE120322030D	LE120322030S
○	125	3,2	2,2	20		30	LE125322030D	LE125322030S
□	125	3,2	2,2	20		40	LE125322040D	LE125322040S
□	125	3,2	2,2	30		40	LE125323040D	LE125323040S
□	150	3,2	2,2	30		24	LE150323024D	LE150323024S
□	150	3,2	2,2	20		36	LE150322036D	LE150322036S
○	150	3,2	2,2	30		36	LE150323036D	LE150323036S
○	150	3,2	2,2	55		36	LE150325536D	LE150325536S
○	150	3,2	2,2	60		36	LE150326036D	LE150326036S
○	150	3,2	2,2	30		48	LE150323048D	LE150323048S
○	150	3,2	2,2	55		48	LE150325548D	LE150325548S
○	150	3,2	2,2	60		48	LE150326048D	LE150326048S
○	150	3,2	2,2	35+4	STEFANI	48	LE1503235F48D	LE1503235F48S
□	170	3,2	2,2	20		40	LE170322040D	LE170322040S
□	170	3,2	2,2	30		40	LE170323040D	LE170323040S
□	180	3,2	2,2	30		36	LE180323036D	LE180323036S
□	180	3,2	2,2	40		36	LE180324036D	LE180324036S
□	180	3,2	2,2	55		36	LE180325536D	LE180325536S
○	180	3,2	2,2	60		36	LE180326036D	LE180326036S
○	180	3,2	2,2	30		56	LE180323056D	LE180323056S
□	180	3,2	2,2	40		56	LE180324056D	LE180324056S
□	180	3,2	2,2	50+3	LEUCO	42	LE1803250F42D	LE1803250F42S
○	180	3,2	2,2	65+6	LEUCO	48	LE1803265F48D	LE1803265F48S
□	180	3,2	2,2	50+3	LEUCO	54	LE1803250F54D	LE1803250F54S
□	200	3,2	2,2	30		48	LE200323048D	LE200323048S
□	200	3,2	2,2	40		48	LE200324048D	LE200324048S
□	200	3,2	2,2	55		48	LE200325548D	LE200325548S
□	200	3,2	2,2	60		48	LE200326048D	LE200326048S
□	200	3,2	2,2	70		48	LE200327048D	LE200327048S
□	200	3,2	2,2	80		48	LE200328048D	LE200328048S
□	200	3,2	2,2	70		64	LE200327064D	LE200327064S



□	125	3,2	2,2	20		20+4	LE1253220204D	LE1253220204S
□	125	3,2	2,2	30		20+4	LE1253230204D	LE1253230204S
□	140	3,2	2,2	30		24+4	LE1403230244D	LE1403230244S
□	150	3,2	2,2	30		28+4	LE1503230284D	LE1503230284S
□	170	3,2	2,2	20		24+4	LE1703220244D	LE1703220244S
□	170	3,2	2,2	30		24+4	LE1703230244D	LE1703230244S

I
M

LAMA INCISORI PER CENTRI DI LAVORO




(GB) Scoring saw blade for machining centers

(F) Inciseur pour centres d'usinage

(E) Incisor para centros de mecanizado

1
6
6

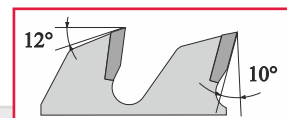
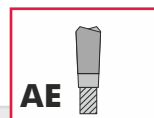
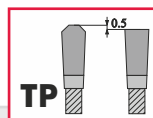
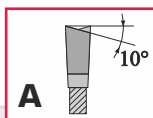


	D	B	b	d	•••	Z	COD
○	120	4,0	2,8	35+4+2	BIESSE	30 A1	LX1204035F30
□	120	3,6	2,8	40+8	HOMAG	36 A2	LX1203640F36
○	125	3,2	2,2	30+8	HOMAG	36 A2	LX1253230F36
○	125	4,0	3,0	30+8	HOMAG	24 P	LX1254030F24
□	140	4,0	2,8	35+4	BIESSE	30 P	LX1404035F30
○	140	3,6	2,4	30+6	BIESSE	36 A2	LX1403630F36
○	150	4,0	3,0	35+2	BIESSE	30 A1	LX1504035F30
□	170	3,2	2,2	30+4	HOMAG	48 A2	LX1703230F48
○	180	3,2	2,2	30+4	HOMAG	54 A2	LX1803230F54
○	180	4,0	2,8	35+2+6	BIESSE	42 A2	LX1804035F42
□	215	4,0	2,8	35+6	BIESSE	50 A2	LX2154035F50
○	240	3,2	2,2	40+8	HOMAG	34 A2	LX2403240F34
□	240	3,2	2,2	40+8	HOMAG	54 A2	LX2403240F54
○	270	3,2	2,4	35+6	BIESSE	48 A2	LX2703235F48
○	300	3,2	2,2	50+7	BIESSE	24 A2	LN3003250F24
□	350	3,5	2,5	50+7	BIESSE	28 A2	LN3503550F28

GDA High-tech tools

I
M

LAMA CIRCOLARE PER SOFTFORMING - POSTFORMING




(GB) Softforming - postforming saw blade

(F) Scie circulaire pour softforming - postforming

(E) Hoja de sierra para softforming - postforming

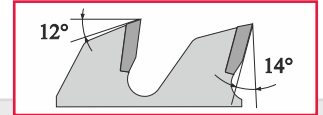
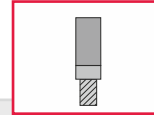
1
6
8



	D	B	b	d	•••	Z	COD
□	220	3,35	2,5	30		48 T	LS2203353048T
□	250	4,55	2,8	30		48 T	LS2504553048T
□	280	4,6	3,2	55	MACMAZZA	48 A	LS2804655F48
□	280	4,95	3,5	45		84 A	LS2804954584
□	300	4,55	3,2	75		60 A	LS3004557560
□	300	4,55	3,2	30	SCHELLING	72 A	LS3004553072
□	300	4,55	3,2	65	SELCO	72 AE	LS30045565F72/A
□	300	4,65	3,2	65	SELCO	72 A	LS30046565F72/A
□	300	4,60	3,2	50	GIBEN	80 T	LS30046050F80T
□	300	4,95	3,5	65	SELCO	72 AE	LS30049565F72/A
□	340	4,95	3,5	45		80 T	LS3404954580T
□	350	5,00	3,5	65	SELCO	72 AE	LS3505065F72/A

GDA High-tech tools


LAMA CIRCOLARE PER SCANALATURE



GB Grooving circular saw blade

F Scie circulaire pour rainures

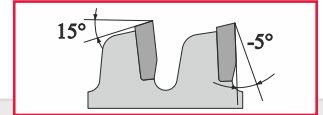
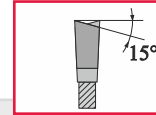
E Hoja de sierra para ranurar



	D	B	b	d	•●•	Z	COD
○	125	1,5	1,2	30		12	LI125153012
○	125	1,8	1,2	30		12	LI125183012
○	125	2,0	1,4	30		12	LI125203012
○	125	2,5	1,6	30		12	LI125253012
○	125	3,0	2,0	30		12	LI125303012
○	125	3,5	2,5	30		12	LI125353012
○	125	4,0	2,8	30		12	LI125403012
○	125	4,5	3,2	30		12	LI125453012
○	125	5,0	4,0	30		12	LI125503012
○	125	6,0	4,0	30		12	LI125603012
○	125	7,0	6,0	30		12	LI125703012
○	125	8,0	6,0	30		12	LI125803012
○	125	9,0	6,0	30		12	LI125903012
○	125	10,0	6,0	30		12	LI1251003012
○	150	1,5	1,2	30		18	LI150153018
○	150	1,8	1,2	30		18	LI150183018
○	150	2,0	1,4	30		18	LI150203018
○	150	2,5	1,6	30		18	LI150253018
○	150	3,0	2,0	30		18	LI150303018
○	150	3,5	2,5	30		18	LI150353018
○	150	4,0	2,8	30		18	LI150403018
○	150	5,0	4,0	30		18	LI150503018
○	150	6,0	4,0	30		18	LI150603018
○	150	7,0	6,0	30		18	LI150703018
○	150	8,0	6,0	30		18	LI150803018
○	150	9,0	6,0	30		18	LI150903018
○	150	10,0	6,0	30		18	LI1501003018
○	180	2,0	1,4	30		24	LI180203024
○	180	2,5	1,6	30		24	LI180253024
○	180	3,0	2,0	30		24	LI180303024
○	180	3,5	2,5	30		24	LI180353024
○	180	4,0	2,8	30		24	LI180403024
○	180	5,0	4,0	30		24	LI180503024
○	180	6,0	4,0	30		24	LI180603024
○	180	7,0	6,0	30		24	LI180703024
○	180	8,0	6,0	30		24	LI180803024
○	180	9,0	6,0	30		24	LI180903024
△	180	10,0	6,0	30		24	LI1801003024
△	180	2,0	1,4	35		24	LI180203524
△	180	2,5	1,6	35		24	LI180253524
△	180	3,0	2,0	35		24	LI180303524
△	180	3,5	2,5	35		24	LI180353524
△	180	4,0	2,8	35		24	LI180403524
△	180	5,0	4,0	35		24	LI180503524
△	180	6,0	4,0	35		24	LI180603524
△	180	7,0	6,0	35		24	LI180703524
△	180	8,0	6,0	35		24	LI180803524
△	180	9,0	6,0	35		24	LI180903524
△	180	10,0	6,0	35		24	LI1801003524
○	200	3,0	2,0	30		32	LI200303032
○	200	4,0	2,8	30		32	LI200403032
△	200	5,0	4,0	30		32	LI200503032
○	200	6,0	4,0	30		32	LI200603032
□	250	3,0	2,0	30	PH2	40	LI250303040
□	250	4,0	2,8	30	PH2	40	LI250403040
□	250	5,0	4,0	30	PH2	40	LI250503040
□	250	6,0	4,0	30	PH2	40	LI250603040
□	300	3,0	2,0	30	2/10/60	48	LI3003030F48
□	300	4,0	2,8	30	2/10/60	48	LI3004030F48
□	300	5,0	4,0	30	2/10/60	48	LI3005030F48
□	300	6,0	4,0	30	2/10/60	48	LI3006030F48

I
M

LAMA CIRCOLARE PER SEGHE A PENDOLO E SEGHE RADIALI




(GB) Circular saw blade for pendulum saws,
radial arm saws

(F) Scie circulaire pour scie pendulaire
et scie a bras radial

(E) Hoja de sierra para sierras
pendulares, sierras de brazo radial

1
7
1

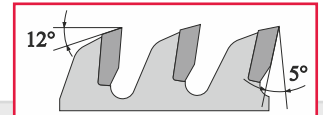
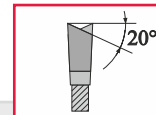


	D	B	b	d	●●●	Z	COD
□	300	4,0	2,8	30	2/10/60	36	LR3004030F36N
□	350	4,0	2,8	30	2/10/60	42	LR3504030F42N
△	400	4,2	2,8	30	2/10/60	48	LR4004230F48N
△	450	4,4	3,0	30	2/10/60	54	LR4504430F54N
△	500	4,4	3,0	30	2/10/60	60	LR5004430F60N
□	550	4,8	3,2	30	2/10/60	66	LR5504830F66N
□	600	5,2	3,6	30	2/10/60	72	LR6005230F72N

GDA
High-tech tools

I
M

LAMA CIRCOLARE PER TRONCATRICI VELOCI E OTTIMIZZATRICI HIGH LINE




(GB) Circular saw blade for fast and optimizing
cutting-off machines – High Line

(F) Lame circulaire pour scies à onglet
rapides et optimisant – High Line

(E) Hoja de sierra para las cortadoras
veloces y optimisante – High Line

1
7
2

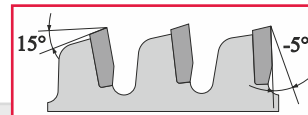
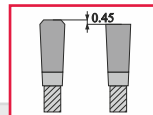


	D	B	b	d	●●●	Z	COD
○	400	4,6	3,5	30	2/10/60	120	LX4004630F120
○	450	4,6	3,5	30	2/10/60+2/15/63	132	LX4504630F132
○	500	4,6	3,5	30	2/10/60+2/15/63	144	LX5004630F144
△	520	4,6	3,5	30	2/10/60+2/15/63	144	LX5204630F144
△	550	4,6	3,5	120	6/10,2/240	156	LX55046120F156
○	600	5,4	4,0	30	2/10/60+2/15/63	172	LX6005430F172
△	630	5,4	4,0	30	2/10/60+2/15/63	180	LX6305430F180

HIGH
LINE

GDA
High-tech tools

LAMA CIRCOLARE CON TAGLIANTI NEGATIVI PER METALLI LEGGERI



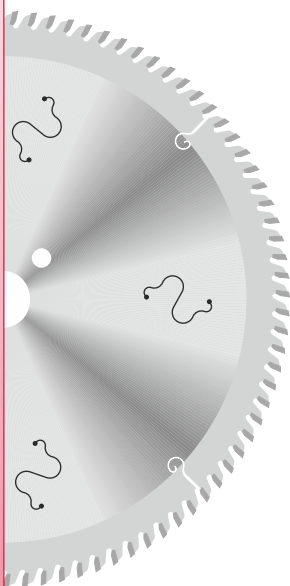
GB Light - metal cutting circular saw blade with negative cut

F Scie circulaire pour les métaux légers avec denture négative

E Hoja de sierra para el corte de metales ligeros con corte negativo

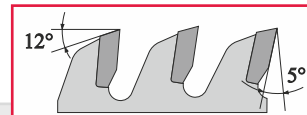
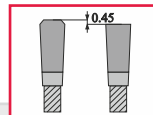
I
M

1
7
4



	D	B	b	d	●●●	Z	COD
○	200	3,2	2,5	20		64	LA200322064N
○	250	3,4	2,6	30	2/11/63	60	LA2503430F60N
○	250	3,4	2,6	32	2/11/63	60	LA2503432F60N
○	250	3,4	2,6	30	2/11/63	80	LA2503430F80N
○	250	3,4	2,6	32	2/11/63	80	LA2503432F80N
□	275	3,4	2,6	30	2/11/63	84	LA2753430F84N
□	275	3,4	2,6	32	2/11/63	84	LA2753432F84N
○	300	3,4	2,6	30	2/11/63	72	LA3003430F72N
○	300	3,4	2,6	32	2/11/63	72	LA3003432F72N
○	300	3,4	2,6	30	2/11/63	84	LA3003430F84N
○	300	3,4	2,6	32	2/11/63	84	LA3003432F84N
○	300	3,4	2,6	30	2/11/63	96	LA3003430F96N
○	300	3,4	2,6	32	2/11/63	96	LA3003432F96N
□	320	3,4	2,6	30	2/11/63	96	LA3203430F96N
□	330	3,4	2,6	30	2/11/63	96	LA3303430F96N
○	350	3,4	2,6	30	2/11/63	84	LA3503430F84N
○	350	3,4	2,6	32	2/11/63	84	LA3503432F84N
○	350	3,4	2,6	30	2/11/63	96	LA3503430F96N
○	350	3,4	2,6	32	2/11/63	96	LA3503432F96N
○	350	3,4	2,6	30	2/11/63	108	LA3503430F108N
○	350	3,4	2,6	32	2/11/63	108	LA3503432F108N
□	370	3,8	3,0	30	2/11/63	96	LA3703830F96N
□	380	3,8	3,0	30	2/11/63	96	LA3803830F96N
○	400	4,0	3,2	30	2/11/63	96	LA4004030F96N
○	400	4,0	3,2	32	2/11/63	96	LA4004032F96N
○	400	4,0	3,2	30	2/11/63	108	LA4004030F108N
○	400	4,0	3,2	32	2/11/63	108	LA4004032F108N
○	400	4,0	3,2	30	2/11/63	120	LA4004030F120N
○	400	4,0	3,2	32	2/11/63	120	LA4004032F120N
△	420	4,0	3,2	30	2/11/63	96	LA4204030F96N
□	430	4,0	3,2	30	2/11/63	96	LA4304030F96N
○	450	4,0	3,2	30	2/11/63	96	LA4504030F96N
○	450	4,0	3,2	32	2/11/63	96	LA4504032F96N
○	450	4,0	3,2	30	2/11/63	108	LA4504030F108N
○	450	4,0	3,2	32	2/11/63	108	LA4504032F108N
○	450	4,0	3,2	30	2/11/63	128	LA4504030F128N
○	450	4,0	3,2	32	2/11/63	128	LA4504032F128N
□	450	4,0	3,2	30	2/11/63	140	LA4504030F140N
○	500	4,6	3,6	30	2/11/63	120	LA5004630F120N
○	500	4,6	3,6	32	2/11/63	120	LA5004632F120N
○	500	4,6	3,6	30	2/11/63	140	LA5004630F140N
□	500	4,6	3,6	30	2/11/63	156	LA5004630F156N
○	550	4,6	3,6	30	2/11/63	140	LA5504630F140N
□	550	4,6	3,6	30	2/11/63	172	LA5504630F172N
○	600	4,6	3,6	30	2/11/63	140	LA6004630F140N
○	600	4,6	3,6	30	2/11/63	186	LA6004630F186N
□	650	5,0	4,0	30	2/11/63	160	LA6505030F160N
□	700	5,0	4,0	30	2/11/63	160	LA7005030F160N

LAMA CIRCOLARE CON TAGLIENTI POSITIVI PER METALLI LEGGERI



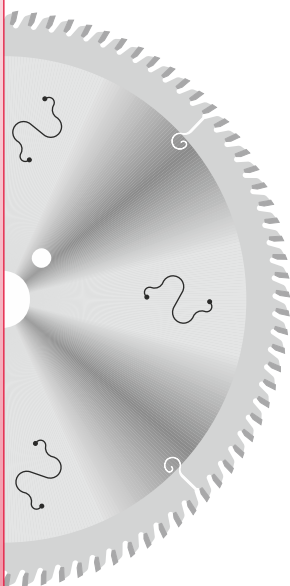
GB Light - metal cutting circular saw blade with positive cut

F Scie circulaire pour les métaux légers avec denture positive

E Hoja de sierra para el corte de metales ligeros con corte positivo

I
M

1
7
6



	D	B	b	d	●●●	Z	COD
□	200	3,2	2,5	20		48	LA200322048P
○	200	3,2	2,5	20		64	LA200322064P
○	250	3,4	2,6	30	2/11/63	60	LA2503430F60P
○	250	3,4	2,6	32	2/11/63	60	LA2503432F60P
○	250	3,4	2,6	30	2/11/63	80	LA2503430F80P
○	250	3,4	2,6	32	2/11/63	80	LA2503432F80P
□	275	3,4	2,6	30	2/11/63	84	LA2753430F84P
□	275	3,4	2,6	32	2/11/63	84	LA2753432F84P
○	300	3,4	2,6	30	2/11/63	72	LA3003430F72P
○	300	3,4	2,6	32	2/11/63	72	LA3003432F72P
○	300	3,4	2,6	30	2/11/63	84	LA3003430F84P
○	300	3,4	2,6	32	2/11/63	84	LA3003432F84P
○	300	3,4	2,6	30	2/11/63	96	LA3003430F96P
○	300	3,4	2,6	32	2/11/63	96	LA3003432F96P
□	320	3,4	2,6	30	2/11/63	96	LA3203430F96P
□	330	3,4	2,6	30	2/11/63	96	LA3303430F96P
○	350	3,4	2,6	30	2/11/63	84	LA3503430F84P
○	350	3,4	2,6	32	2/11/63	84	LA3503432F84P
○	350	3,4	2,6	30	2/11/63	96	LA3503430F96P
○	350	3,4	2,6	32	2/11/63	96	LA3503432F96P
○	350	3,4	2,6	30	2/11/63	108	LA3503430F108P
○	350	3,4	2,6	32	2/11/63	108	LA3503432F108P
□	370	3,8	3,0	30	2/11/63	96	LA3703830F96P
□	380	3,8	3,0	30	2/11/63	96	LA3803830F96P
○	400	4,0	3,2	30	2/11/63	96	LA4004030F96P
○	400	4,0	3,2	32	2/11/63	96	LA4004032F96P
○	400	4,0	3,2	30	2/11/63	108	LA4004030F108P
○	400	4,0	3,2	32	2/11/63	108	LA4004032F108P
○	400	4,0	3,2	30	2/11/63	120	LA4004030F120P
○	400	4,0	3,2	32	2/11/63	120	LA4004032F120P
○	420	4,0	3,2	30	2/11/63	96	LA4204030F96P
□	430	4,0	3,2	30	2/11/63	96	LA4304030F96P
○	450	4,0	3,2	30	2/11/63	96	LA4504030F96P
○	450	4,0	3,2	32	2/11/63	96	LA4504032F96P
○	450	4,0	3,2	30	2/11/63	108	LA4504030F108P
○	450	4,0	3,2	32	2/11/63	108	LA4504032F108P
○	450	4,0	3,2	30	2/11/63	128	LA4504030F128P
○	450	4,0	3,2	32	2/11/63	128	LA4504032F128P
○	450	4,0	3,2	30	2/11/63	140	LA4504030F140P
○	500	4,6	3,6	30	2/11/63	120	LA5004630F120P
○	500	4,6	3,6	32	2/11/63	120	LA5004632F120P
○	500	4,6	3,6	30	2/11/63	140	LA5004630F140P
○	550	4,6	3,6	30	2/11/63	120	LA5504630F120P
○	550	4,6	3,6	30	2/11/63	140	LA5504630F140P
□	600	4,6	3,6	30	2/11/63	120	LA6004630F120P
○	600	4,6	3,6	30	2/11/63	140	LA6004630F140P
□	650	5,0	4,0	30	2/11/63	140	LA6505030F140P
□	700	5,0	4,0	30	2/11/63	140	LA7005030F140P

I
M

1
7
7

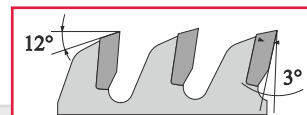
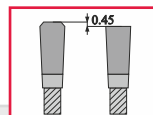
HIGH
LINE

GDA
High-tech tools

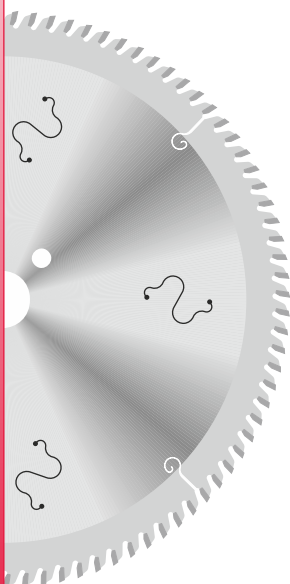
LAMA CIRCOLARE PER TAGLIO DI PROFILI IN ALLUMINIO SU TRONCATRICI AUTOMATICHE SINGOLE O DOPPIE - HIGH LINE

(GB) Circular saw blade for the cutting of aluminum profiles on automatic cutting-off machines, single or double - High Line

(F) Lame circulaire pour la coupe des profils en aluminium sur scies à onglet automatiques, simples ou doubles - High Line



(E) Hoja de sierra para el corte de perfiles de aluminio sobre cortadoras automáticas, individuales o dobles - High Line



	D	B	b	d	•●•	Z	COD
○	300	3,4	2,6	32	2/11/63	96	LA3003432F96P
○	350	3,4	2,6	32	2/11/63	108	LA3503432F108P
□	400	3,6	3,0	32	2/11/63	96	LA4003832F96P/A
○	450	3,8	3,2	32	2/11/63	96	LA4503832F96P/A
○	500	4,0	3,2	32	2/11/63	120	LA5004032F120P/A

GRAZIE ALLA SPECIALE GEOMETRIA DEL CORPO LAMA, ALLA SILENZIATURA E AD ANGOLI DI AFFILATURA SPECIFICI OTTENIAMO UN'OTTIMA FINITURA E UNA RUMOROSITÀ RIDOTTA AL MINIMO.

THANKS TO THE SPECIAL GEOMETRY OF THE SAW BLADE'S BODY, TO THE NOISELESS SYSTEM AND TO THE SPECIFIC SHARPENING'S ANGLES, WE OBTAIN AN EXCELLENT FINISHED CUT AND A CONSIDERABLE NOISE'S REDUCTION.

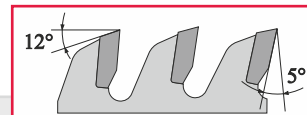
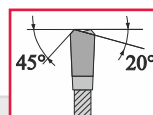
GRÂCE À LA GÉOMÉTRIE SPÉCIALE DU CORPS DE LA LAME, AU TAILLAGE SILENCIEUX ET AUX ANGLES D'AFFUTAGE SPÉCIFIQUE, ON OBTIENT UNE EXCELLENTE FINITION ET UN BRUIT RÉDUIT AU MINIMUM.

GRACIAS A LA GEOMETRÍA ESPECIAL DEL CUERPO DE LA HOJA, AL CORTE SILENCIOSO Y A LOS ÁNGULOS D'AFILADO ESPECÍFICO, OBTENEMOS UNA ÓPTIMA FINITURA Y EL RUIDO SE REDUCE AL MÍNIMO.

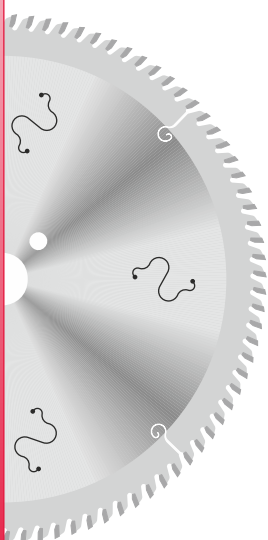
LAMA CIRCOLARE PER PVC

(GB) Circular saw blade for PVC

(F) Lame circulaire pour PVC



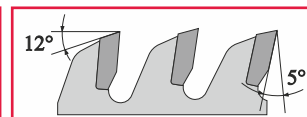
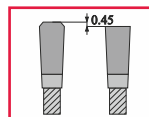
(E) Hoja de sierra para el PVC



	D	B	b	d	•●•	Z	COD
□	400	3,6	3,0	30	2/11/63	120	LV4003660F120
□	450	3,8	3,2	30	2/11/63	128	LV4503830F128
□	500	4,0	3,2	30	2/11/63	120	LV5004030F120
□	550	4,2	3,5	30	2/11/63	140	LV5504230F140
□	600	4,2	3,5	30	2/11/63	140	LV6004230F140

I
M

LAME CIRCOLARI PER TAGLIO PANNELLI DI ALLUMINIO E LORO LEGHE CON ELEVATA VELOCITA' DI AVANZAMENTO NORMALMENTE SU MACCHINE SCHELLING, MAYER O SPECIALI




GB Circular saw blade for aluminium panels cutting and for their alloys with high advancement capacity - normally on schelling, mayer or special machines

F Lames circulaires pour la coupe de panneaux en aluminium et pour leurs alliages avec grande capacité d'avancement -normalement sur machines schelling, mayer or speciaux

E Hojas de sierra por la corte de tableros en aluminio y por sus aleaciones con alta capacidad de avance -normalmentesobre maquinas schelling, mayer ou especiales

1
7
7
/
B

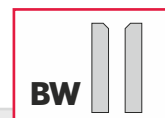
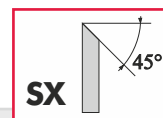


	D	B	b	d	•••	Z	COD
<input type="checkbox"/>	450	3,8	3,0	30	2/10/60+2/13/94	36	LA4503830F36P
<input type="checkbox"/>	460	4,4	3,5	30	2/10/60+2/13/94	36	LA4604430F36P
<input type="checkbox"/>	460	4,4	3,5	30	2/10/60+2/13/94	60	LA4604430F60P
<input type="checkbox"/>	500	4,4	3,5	30	2/10/60+2/13/94	72	LA5004430F72P
<input type="checkbox"/>	520	4,4	3,5	30	2/10/60+2/13/94	36	LA5204430F36P
<input type="checkbox"/>	520	4,4	3,5	30	2/10/60+2/13/94	60	LA5204430F60P
<input type="checkbox"/>	620	5,5	4,0	30	2/13/114+2/17/140	36	LA6205530F36P
<input type="checkbox"/>	650	5,5	4,0	30	2/13/114+2/17/140	36	LA6505530F36P
<input type="checkbox"/>	720	6,0	5,0	30	2/13/114+2/17/140	36	LA7206030F36P
<input type="checkbox"/>	425	4,6	3,5	50	2/20/130+2/20/180	72	LA4254650F72P
<input type="checkbox"/>	450	4,6	3,5	40	4/12/64	72	LA4504640F72P
<input type="checkbox"/>	500	5,2	4,0	40	4/12/64	72	LA5005240F72P



I
M

LAME CIRCOLARI IN HSS PER IL TAGLIO DI PROFILI SU SERRAMENTI IN PVC



GB HSS circular saw blades for the profile's cutting on doors and windows in PVC

F Lames circulaires en HSS pour la coupe de profils sur bâtis en PVC

E Hojas de sierra en HSS por el corte de perfiles sobre carpinterías de PVC

1
7
8



	D	B	b	•••	Z	COD
<input type="checkbox"/>	103,4	2,0	32		60 D	LX1034203260D
<input type="checkbox"/>	103,4	2,0	32		60 S	LX1034203260S
<input type="checkbox"/>	225	1,6	32		180 BW	LX2251632180
<input type="checkbox"/>	225	2,0	32		200 BW	LX2252032200

LE LAME SONO FORNITE CON UNO SPECIALE TRATTAMENTO ANTIADERENTE

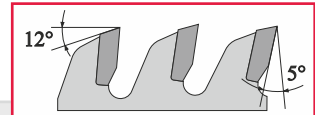
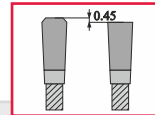
THE SAW BLADES ARE SUPPLIED WITH A SPECIAL ANTI-ADHERENT TREATMENT

LES LAMES CIRCULAIRES SONT FOURNIES AVEC UN TRAITEMENT SPECIAL ANTI-ADHERENTE

LAS HOJAS DE SIERRA SON ABASTECIAS CON TRATAMIENTO ESPECIAL ANTIADHERENTE




LAMA CIRCOLARE PER TAGLIO E FRESATURA DI ALLUMINIO



GB Circular saw blade for aluminum's cutting and milling

F Lames circulaire pour la coupe et le fraisage de l'aluminium



E Hoja de sierra por el corte y el fresado de l'aluminio



	D	B	b	d	●●●	Z	COD
<input type="checkbox"/>	100	3,0	2,2	22		26	LA100302226P
<input type="checkbox"/>	105	3,0	2,2	22		26	LA105302226P
<input type="checkbox"/>	115	3,0	2,2	22		30	LA115302230P
<input type="checkbox"/>	115	4,0	3,0	22		30	LA115402230P
<input type="checkbox"/>	120	3,0	2,2	22		30	LA120302230P
<input type="checkbox"/>	125	3,0	2,2	22		30	LA125302230P
<input type="checkbox"/>	125	4,0	3,0	22		30	LA125402230P

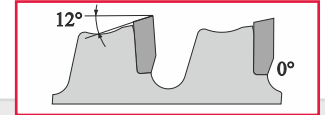
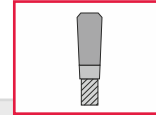
SU RICHIESTA SI PRODUCONO ALTRE MISURE E FORI SPECIALI
ON REQUEST WE PRODUCE OTHER MEASURES AND SPECIAL BORES
SUR DEMANDE ON PRODUIT DES AUTRES MESURES ET DES ALÉSAGES SPÉCIAUX
SU PREGUNTA PRODUCIMOS OTRAS MEDIDAS Y ORIFICIOS ESPECIALES

ORDINE MINIMO 30 PCS
MINIMUM ORDER 30 PIECES
ORDRE MINIMUM DE 30 PIÈCES
PEDIDO MÍNIMO DE 30 PIEZAS



I
M

LAMA CIRCOLARE PER METALLI FERROSI DRY-CUT




GB Circular saw blade for dry-cut ferrous metal

F Scie circulaire pour métaux ferreux dry-cut

E Hoja de sierra para metales ferrosos dry-cut

1
8
0



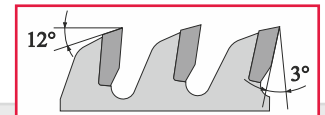
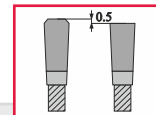
	D	B	b	d	●●●	Z	COD
○	150	2,2	1,6	20	2/6/32	30	LG1502220F30
○	160	2,2	1,6	20	2/6/32	30	LG1602220F30
○	180	2,2	1,6	30	2/7/42	30	LG1802230F30
○	190	2,2	1,6	30	2/7/42	38	LG1902230F38
○	200	2,2	1,6	30	2/7/42	40	LG2002230F40
○	210	2,2	1,6	30	2/7/42	40	LG2102230F40
□	216	2,2	1,6	30	2/7/42	40	LG2162230F40
○	230	2,2	1,6	30	PH2	40	LG2302230F40
○	250	2,4	1,8	30	PH2	48	LG2502430F48
□	254	2,4	1,8	25,4	PH2	60	LG25424254F60
□	300	2,4	1,8	25,4	PH2	60	LG30024254F60
□	300	2,4	1,8	25,4	PH2	80	LG30024254F80
○	300	2,4	1,8	30	PH2	60	LG3002430F60
○	300	2,4	1,8	30	PH2	80	LG3002430F80
□	305	2,4	1,8	25,4	PH2	80	LG30524254F80
○	350	2,6	2,0	30	PH2	80	LG3502630F80
□	355	2,6	2,0	25,4	PH2	80	LG35526254F80
□	400	3,0	2,2	30	PH2	84	LG4003030F84

	D (mm)						
MAX RPM	150	180	200	250	300	350	400
	3.500	3.000	2.500	2.000	1.800	1.600	1.400
	n max (g/min)						

GDA High-tech tools

I
M

LAMA CIRCOLARE PER PANNELLI SANDWICH PER COIBENTAZIONE




GB Circular saw blade for sandwich panels

F Scie circulaire pour panneaux sandwich

E Hoja de sierra para paneles sanwich para coibentazione

1
8
1



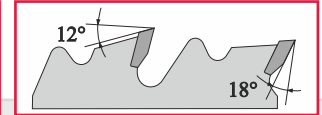
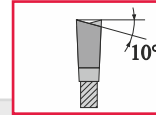
	D	B	b	d	●●●	Z	COD
□	250	2,8	2,2	30		80	LG250283080
□	300	2,8	2,2	30	2/10/60	96	LG3002830F96
□	330	3,2	2,6	30	2/10/60	96	LG3303230F96
□	350	3,2	2,6	30	2/10/60	108	LG3503230F108
□	400	3,4	2,8	30	2/10/60	108	LG4003430F108
□	450	3,6	3,0	30	2/10/60	120	LG4503630F120
□	450	3,6	3,0	32		120	LG4503632120
□	500	3,8	3,2	32		120	LG5003832120
□	500	3,8	3,2	40		120	LG5003840120
□	520	4,2	3,6	32		140	LG5204232140
□	520	4,2	3,6	40		140	LG5204240140
□	550	4,2	3,6	32		140	LG5504232140
□	550	4,2	3,6	40		140	LG5504240140
□	600	4,2	3,6	32		144	LG6004232144
□	600	4,2	3,6	40		144	LG6004240144

	D (mm)							
MAX RPM	250	300	350	400	450	500	550	600
	2.000	1.800	1.600	1.400	1.300	1.200	1.200	1.100
	n max (g/min)							

GDA High-tech tools

I
M

LAMA CIRCOLARE PER EDILIZIA




GB Circular saw blade for building

F Scie circulaire pour construction

E Hoja de sierra para construciones

1
8
2

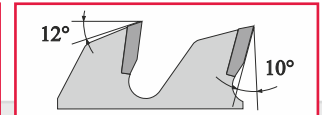
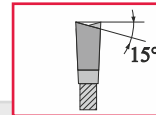


	D	B	b	d	•●•	Z	COD
○	250	3,2	2,2	30	PH2	24 LT	LL2503230F24
○	300	3,2	2,2	30	PH2	28 LT	LL3003230F28
○	315	3,2	2,2	30	2/10/60	28 LT	LL3153230F28/E
○	350	3,2	2,2	30	2/10/60	32 LT	LL3503230F32/E
○	400	3,6	2,5	30	2/10/60	36 LT	LL4003630F36/E
○	450	4,2	2,8	30	2/10/60	40 LT	LL4504230F40
○	500	4,2	2,8	30	2/10/60	44 LT	LL5004230F44
○	550	4,2	3,0	30	2/10/60	48 LT	LL5504230F48/E
○	600	4,2	3,0	30	2/10/60	48 LT	LL6004230F48/E

GDA
High-tech tools

I
M

LAMA CIRCOLARE PER EDILIZIA




GB Circular saw blade for building

F Scie circulaire pour construction

E Hoja de sierra para construciones

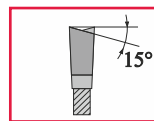
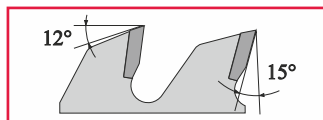

1
8
3



	D	B	b	d	•●•	Z	COD
○	250	3,2	2,2	30	PH2	40	LU2503230F40
○	300	3,2	2,2	30	2/10/60	48	LU3003230F48/E
○	315	3,2	2,2	30	2/10/60	48	LU3153230F48/E
○	350	3,2	2,2	30	2/10/60	54	LU3503230F54/E
○	400	3,6	2,5	30	2/10/60	60	LU4003630F60/E

GDA
High-tech tools

LAMA CIRCOLARE PER MACCHINE PORTATILI



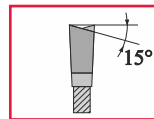
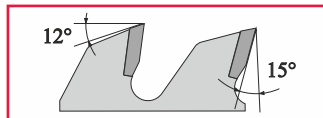

GB Circular saw blade for portable machines

F Scies circulaires pour machines portables

E Hoja de sierra para maquinas portatiles

AEG	D	B	d	Z	COD	Z	COD	Z	COD
HK125A, HK125B	125	2,4	20			20	LP125242020		
TKS42	130	2,4	20			20	LP130242020		
HK40	140	2,4	20			20	LP140242020		
HK45A, HK46S, HK52, HK737, HK46N, HKS52, AHK52, HKS46	150	2,4	20	12	LP150242012	24	LP150242024	40	LP150242040
K55, K55E, K160, HK55	160	2,6	20	12	LP1602620F12	24	LP1602620F24	40	LP1602620F40
HK190, HK65, HK66, HKS65, HKS66, HKSE66, K66	190	2,6	30	12	LP1902630F12	24	LP1902630F24	40	LP1902630F40
HK201	200	2,8	30	24	LP2002830F24	36	LP2002830F36	48	LP2002830F48
HK75, HKS75	210	2,8	30	24	LP2102830F24	36	LP2102830F36	48	LP2102830F48
HKS85, HKS35	230	2,8	30	24	LP2302830F24	36	LP2302830F36	48	LP2302830F48
HK240	240	2,8	30	24	LP2402830F24	36	LP2402830F36	48	LP2402830F48
ATLAS COPCO	D	B	d	Z	COD	Z	COD	Z	COD
TKS42	130	2,4	20			20	LP130242020		
K55S, K55SE	160	2,4	20	12	LP1602620F12	24	LP1602620F24	40	LP1602620F40
K66S, K66SE	190	2,6	30	12	LP1902630F12	24	LP1902630F24	40	LP1902630F40
HKS75	210	2,8	30	24	LP2102830F24	36	LP2102830F36	48	LP2102830F48
HKS85	230	2,8	30	24	LP2302830F24	36	LP2302830F36	48	LP2302830F48
BLACK & DECKER	D	B	d	Z	COD	Z	COD	Z	COD
BD855, KS855, U336, U975, U976	160	2,6	16	12	LP160261612	24	LP160261624	40	LP160261640
SEC718, BD865E, KS865, P37-03, P37-05, DN229, DN59, DN820, HD1000, HD2062, SR300, SR362E, HD100, BD229	184	2,6	16			24	LP184261624	40	LP184261640
DN800, SEC818, DN810, SR700, BD800	210	2,8	30	24	LP2102830F24	36	LP2102830F36	48	LP2102830F48
P39-02, SEC918	235	2,8	30	24	LP2352830F24	36	LP2352830F36	48	LP2352830F48
BOSCH	D	B	d	Z	COD	Z	COD	Z	COD
1551, 1559	140	2,4	20			20	LP140242020		
GKS12V, PKS46, S1, S33, GKS46	150	2,4	16			24	LP150241624		
GKS54, PKS54	160	2,6	16	12	LP160261612	24	LP160261624	40	LP160261640
GKS55, 1552, 1556, 1563	170	2,6	30	12	LP1702630F12	24	LP1702630F24	40	LP1702630F40
1550, 1557, 1560	180	2,6	30	12	LP1802630F12	24	LP1802630F24	40	LP1802630F40
P30, P300, PKS65	190	2,6	16	12	LP1902616F12	24	LP1902616F24	40	LP1902616F40
PKS66, GKS65, GKS66, GKS68, 0051, 1564, 1553	190	2,6	30	12	LP1902630F12	24	LP1902630F24	40	LP1902630F40
1561	200	2,8	30	24	LP2002830F24	36	LP2002830F36	48	LP2002830F48
1554, 1558, 1565, GKS75S	210	2,8	30	24	LP2102830F24	36	LP2102830F36	48	LP2102830F48
0052, 1562, 1566, GKS85S	230	2,8	30	24	LP2302830F24	36	LP2302830F36	48	LP2302830F48
1555	240	2,8	30	24	LP2402830F24	36	LP2402830F36	48	LP2402830F48
CASALS	D	B	d	Z	COD	Z	COD	Z	COD
BSC150, VSC50	150	2,4	20	12	LP150242012	24	LP150242024	40	LP150242040
SC210, VSC70	210	2,8	30	24	LP2102830F24	36	LP2102830F36	48	LP2102830F48
SC230	230	2,8	30	24	LP2302830F24	36	LP2302830F36	48	LP2302830F48
DeWALT	D	B	d	Z	COD	Z	COD	Z	COD
DW351	150	2,4	20	12	LP150242012	24	LP150242024	40	LP150242040
DW62	184	2,6	30			24	LP184263024	40	LP184263040
DW65, DW365	190	2,6	30	12	LP1902630F12	24	LP1902630F24	40	LP1902630F40
DW700, DW701, DW707	216	2,8	30	24	LP216283024	48	LP216283048	64	LP216283064
DW383	235	2,8	30	24	LP2352830F24	36	LP2352830F36	48	LP2352830F48
DW86	240	2,8	30	24	LP2402830F24	36	LP2402830F36	48	LP2402830F48
DW250, DW252, DW320, 1251, 1501, 1503, DW710, DW125, DW150, DW720, DW742	250	3,2	30			40	LU2503230F40	60	LU2503230F60
ELEKTRA - BECKUM	D	B	d	Z	COD	Z	COD	Z	COD
KS250, KGS250, GKS300	250	3,2	30			40	LU2503230F40	60	LU2503230F60
ELU	D	B	d	Z	COD	Z	COD	Z	COD
MH151	150	2,4	20	12	LP150242012	24	LP150242024	40	LP150242040
MH155, MH55	170	2,6	30			24	LP1702630F24	40	LP1702630F40
MH65	180	2,6	30	12	LP1802630F12	24	LP1802630F24	40	LP1802630F40
MH165, 265	190	2,6	30	12	LP1902630F12	24	LP1902630F24	40	LP1902630F40
MH182, MH30, MH82	210	2,8	30	24	LP2102830F24	36	LP2102830F36	48	LP2102830F48
PS174, PS274	216	2,8	30	24	LP216283024	48	LP216283048	64	LP216283064
MH85	240	2,8	30	24	LP2402830F24	36	LP2402830F36	48	LP2402830F48
TKS171, 170, 171, 172, 173	250	3,2	30			40	LU2503230F40	60	LU2503230F60

LAMA CIRCOLARE PER MACCHINE PORTATILI



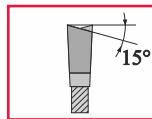
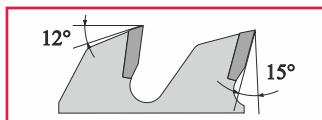

GB Circular saw blade for portable machines

F Scies circulaires pour machines portables

E Hoja de sierra para maquinas portatiles

FEIN	D	B	d	Z	COD	Z	COD	Z	COD
SSK646	150	2,4	20	12	LP150242012	24	LP150242024	40	LP150242040
SSK660	160	2,6	20	12	LP1602620F12	24	LP1602620F24	40	LP1602620F40
SSK661	210	2,8	30	24	LP2102830F24	36	LP2102830F36	48	LP2102830F48
FELISATTI	D	B	d	Z	COD	Z	COD	Z	COD
TP751	150	2,4	20	12	LP150242012	24	LP150242024	40	LP150242040
TP765, TP766	190	2,6	30	12	LP1902630F12	24	LP1902630F24	40	LP1902630F40
FESTO	D	B	d	Z	COD	Z	COD	Z	COD
AUF35, S4	125	2,4	20			20	LP125242020		
ATF55, AP55	160	2,6	20	12	LP1602620F12	24	LP1602620F24	40	LP1602620F40
AU50, AUP50, AAU	160	2,6	30			24	LP1602630F24	40	LP1602630F40
AT5E, AUT42S, AU42S, AX150LA, AXT55	170	2,6	30			24	LP1702630F24	40	LP1702630F40
AU55S, AU60P, AU60S, AUT60S	180	2,6	30	12	LP1802630F12	24	LP1802630F24	40	LP1802630F40
AD65, AU65S, AXP65, AP68E, AUT65S	200	2,8	30	24	LP2002830F24	36	LP2002830F36	48	LP2002830F48
AU77S	220	2,8	30	24	LP2202830F24	36	LP2202830F36	48	LP2202830F48
AXP85, AP88E, AP85E	240	2,8	30	24	LP2402830F24	36	LP2402830F36	48	LP2402830F48
AD85-1, AE85	250	3,2	30			40	LU2503230F40	60	LU2503230F60
FLOTTJET	D	B	d	Z	COD	Z	COD	Z	COD
1011, 2011, 3011	250	3,2	30			40	LU2503230F40	60	LU2503230F60
FREUD	D	B	d	Z	COD	Z	COD	Z	COD
FCS184	184	2,6	30	24	LP184263024			40	LP184263040
FTR250T	250	3,2	30			40	LU2503230F40	60	LU2503230F60
HAFNER	D	B	d	Z	COD	Z	COD	Z	COD
KSU105	125	2,4	20			20	LP125242020		
KSU50	160	2,6	20	12	LP1602620F12	24	LP1602620F24	40	LP1602620F40
KSU110	170	2,6	30			24	LP1702630F24	40	LP1702630F40
KSU60	180	2,6	20			24	LP1802620F24	40	LP1802620F40
KSU113	180	2,6	30	12	LP1802630F12	24	LP1802630F24	40	LP1802630F40
AKS	200	2,8	30	24	LP2002830F24	36	LP2002830F36	48	LP2002830F48
KS75, KL177, KL178, KSU118	210	2,8	30	24	LP2102830F24	36	LP2102830F36	48	LP2102830F48
KS75, KL177, KL178, KSU118	220	2,8	30	24	LP2202830F24	36	LP2202830F36	48	LP2202830F48
KL176, KS85, KSU85, SP187	235	2,8	30	24	LP2352830F24	36	LP2352830F36	48	LP2352830F48
SP196, Sp197, AKS, SP189, TGS161, TGS162, TGS163, GS165, GS166, GS1, 2W, 2D, SP195, TGS198, GS130	250	3,2	30			40	LU2503230F40	60	LU2503230F60
HITACHI	D	B	d	Z	COD	Z	COD	Z	COD
C5Y	125	2,4	20			20	LP125242020		
C5, FC5, FC5SA	150	2,4	20	12	LP150242012	24	LP150242024	40	LP150242040
C6DA, FC6DA	160	2,6	20	12	LP1602620F12	24	LP1602620F24	40	LP1602620F40
C6SA, PSU6	170	2,6	30			24	LP1702630F24	40	LP1702630F40
FC7SA, PSM-7, PSU7	190	2,6	30	12	LP1902630F12	24	LP1902630F24	40	LP1902630F40
C8U, C8FA, PSM-8, PSU-8	210	2,8	30	24	LP2102830F24	36	LP2102830F36	48	LP2102830F48
C8FC	216	2,8	30	24	LP216283024	48	LP216283048	64	LP216283064
C9U, PSM9, PSU9	235	2,8	30	24	LP2352830F24	36	LP2352830F36	48	LP2352830F48
HOLZ - HER	D	B	d	Z	COD	Z	COD	Z	COD
DERBY, MOSQUITO, 2110, 2111, 2171	130	2,4	20			20	LP130242020		
2260, 2270, 2103, 2104, 2105	140	2,4	20			20	LP140242020		
2106, 2107, 2108, HKU50/264	160	2,6	20	12	LP1602620F12	24	LP1602620F24	40	LP1602620F40
1563, 2115, 2266, 2271, 2281	170	2,6	30			24	LP1702630F24	40	LP1702630F40
HKU55, 2112, 2272, 2291	180	2,6	30	12	LP1802630F12	24	LP1802630F24	40	LP1802630F40
2114, 2116, 2117, 2119, 2126, 2269, 2282	190	2,6	30	12	LP1902630F12	24	LP1902630F24	40	LP1902630F40
HK201, 2113, 2292, 2555	200	2,8	30	24	LP2002830F24	36	LP2002830F36	48	LP2002830F48
PKS267, 2267, 2284	210	2,8	30	24	LP2102830F24	36	LP2102830F36	48	LP2102830F48
HKU75, 2274, 2279	220	2,8	30	24	LP2202830F24	36	LP2202830F36	48	LP2202830F48
2118, 2120, 2171, 2293, 2294	230	2,8	30	24	LP2302830F24	36	LP2302830F36	48	LP2302830F48
HKD65, 2268	240	2,8	30	24	LP2402830F24	36	LP2402830F36	48	LP2402830F48

LAMA CIRCOLARE PER MACCHINE PORTATILI



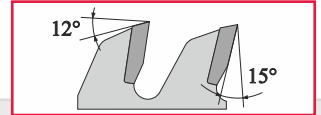
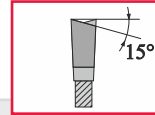
GB Circular saw blade for portable machines

F Scies circulaires pour machines portables

E Hoja de sierra para maquinas portatiles

KITY	D	B	d	Z	COD	Z	COD	Z	COD
O618	200	2,8	30	24	LP2002830F24	36	LP2002830F36	48	LP2002830F48
KRESS	D	B	d	Z	COD	Z	COD	Z	COD
CHKS 6055/6050	160	2,6	20	12	LP1602620F12	24	LP1602620F24	40	LP1602620F40
CHKS 6060/1600	190	2,6	20	12	LP1902620F12	24	LP1902620F24	40	LP1902620F40
MAFELL	D	B	d	Z	COD	Z	COD	Z	COD
SF32,X40,XE40	125	2,4	20			20	LP125242020		
MKS55, MS55, PS52, B55, FU50, X55, XE55, A55	160	2,6	20	12	LP1602620F12	24	LP1602620F24	40	LP1602620F40
KS320	160	2,6	30			24	LP1602630F24	40	LP1602630F40
MKS65, MS65	190	2,6	30	12	LP1902630F12	24	LP1902630F24	40	LP1902630F40
B65, X72	200	2,8	30	24	LP2002830F24	36	LP2002830F36	48	LP2002830F48
HKS75, MS75	210	2,8	30	24	LP2102830F24	36	LP2102830F36	48	LP2102830F48
B82	240	2,8	30	24	LP2402830F24	36	LP2402830F36	48	LP2402830F48
MKS85, MS85, ERIKA85	250	3,2	30			40	LU2503230F40	60	LU2503230F60
MAKITA	D	B	d	Z	COD	Z	COD	Z	COD
5600B	150	2,4	20	12	LP150242012	24	LP150242024	40	LP150242040
5600NB, 5600RDW	160	2,6	20	12	LP1602620F12	24	LP1602620F24	40	LP1602620F40
5800B, 5801B	180	2,6	20			24	LP1802620F24	40	LP1802620F40
5800BR	190	2,6	20	12	LP1902620F12	24	LP1902620F24	40	LP1902620F40
5703R	190	2,6	30	12	LP1902630F12	24	LP1902630F24	40	LP1902630F40
SR2100, LS0810	210	2,8	25	24	LP210282524	36	LP210282536	48	LP210282548
SR2300, 5900B-R	235	2,8	25	24	LP235282524	36	LP235282536	48	LP235282548
5903R	235	2,8	30	24	LP2352830F24	36	LP2352830F36	48	LP2352830F48
METABO	D	B	d	Z	COD	Z	COD	Z	COD
BTK0, KS0846S, KS0852S, 4341S, 61+2, KS52S, KS0946S	150	2,4	20	12	LP150242012	24	LP150242024	40	LP150242040
BTK1, KS1155S	160	2,6	20	12	LP1602620F12	24	LP1602620F24	40	LP1602620F40
6317S	180	2,6	20			24	LP1802620F24	40	LP1802620F40
KS4345S, 5348, KS4346S, KS65S, KS1468, KSE1668, KS1266S	190	2,6	20	12	LP1902620F12	24	LP1902620F24	40	LP1902620F40
KSE1678, KGS1670	210	2,8	30	24	LP2102830F24	36	LP2102830F36	48	LP2102830F48
6322-S	220	2,8	30	24	LP2202830F24	36	LP2202830F36	48	LP2202830F48
KS6323, KS1785S	240	2,8	30	24	LP2402830F24	36	LP2402830F36	48	LP2402830F48
TK168S, TK168S, Tk1688, TKU1633, TKU1693	250	3,2	30			40	LU2503230F40	60	LU2503230F60
PERLES	D	B	d	Z	COD	Z	COD	Z	COD
KS50	150	2,4	20	12	LP150242012	24	LP150242024	40	LP150242040
KS70	210	2,8	30	24	LP2102830F24	36	LP2102830F36	48	LP2102830F48
RYOBI	D	B	d	Z	COD	Z	COD	Z	COD
MS50	150	2,4	16			24	LP150241624		
MS45, MS45E	150	2,4	20	12	LP150242012	24	LP150242024	40	LP150242040
FM, W5502C	160	2,6	16	12	LP160261612	24	LP160261624	40	LP160261640
MS55	160	2,6	20	12	LP1602620F12	24	LP1602620F24	40	LP1602620F40
MS65	190	2,6	30	12	LP1902630F12	24	LP1902630F24	40	LP1902630F40
MS70	200	2,8	30	24	LP2002830F24	36	LP2002830F36	48	LP2002830F48
MS85, MS80	220	2,8	30	24	LP2202830F24	36	LP2202830F36	48	LP2202830F48
MS85	230	2,8	30	24	LP2302830F24	36	LP2302830F36	48	LP2302830F48
FM10A, 3100, 4200	240	2,8	30	24	LP2402830F24	36	LP2402830F36	48	LP2402830F48
SKIL	D	B	d	Z	COD	Z	COD	Z	COD
5246S	150	2,4	16			24	LP150241624		
1850, 1850H	150	2,4	20	12	LP150242012	24	LP150242024	40	LP150242040
416, 534, 536, 552, 77, 537, 553, BIH	160	2,6	16	12	LP160261612	24	LP160261624	40	LP160261640
559, 574, 857, 1865	184	2,6	16			24	LP184261624	40	LP184261640
1865, 5266, 5366, 5466	190	2,6	16	12	LP1902616F12	24	LP1902616F24	40	LP1902616F40
1965, 5566, 5666	190	2,6	30	12	LP1902630F12	24	LP1902630F24	40	LP1902630F40
1524H, 1873H, 1525, 1886, 1985	210	2,8	25	24	LP210282524	36	LP210282536	48	LP210282548
1986	235	2,8	30	24	LP2352830F24	36	LP2352830F36	48	LP2352830F48
STAYER	D	B	d	Z	COD	Z	COD	Z	COD
PROFILINE, CP46	140	2,4	20			20	LP140242020		
CP50	150	2,4	20	12	LP150242012	24	LP150242024	40	LP150242040
SLL250, SCE250, CP66	250	3,2	30			40	LU2503230F40	60	LU2503230F60

LAMA CIRCOLARE PER MACCHINE PORTATILI




GB Circular saw blade for portable machines

F Scies circulaires pour machines portables

E Hoja de sierra para maquinas portatiles

I
M

1
8
6

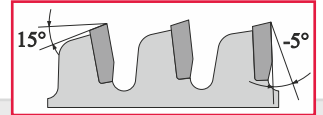
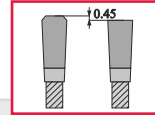


	D	B	b	d	●●●	Z	COD
○	125	2,4	1,4	20		20	LP125242020
○	130	2,4	1,4	20		20	LP130242020
○	140	2,4	1,4	20		20	LP140242020
□	150	2,4	1,4	16		24	LP150241624
○	150	2,4	1,4	20		12	LP150242012
○	150	2,4	1,4	20		24	LP150242024
□	150	2,4	1,4	20		40	LP150242040
○	160	2,4	1,6	20	2/7/32	48	LP1602420F48
□	160	2,6	1,6	16		12	LP160261612
□	160	2,6	1,6	16		24	LP160261624
□	160	2,6	1,6	16		40	LP160261640
○	160	2,6	1,6	20	2/6/32	12	LP1602620F12
○	160	2,6	1,6	20	2/6/32	24	LP1602620F24
○	160	2,6	1,6	20	2/6/32	40	LP1602620F40
△	160	2,6	1,6	30	2/7/42	24	LP1602630F24
○	160	2,6	1,6	30	2/7/42	40	LP1602630F40
□	170	2,6	1,6	30	2/7/42	24	LP1702630F24
□	170	2,6	1,6	30	2/7/42	40	LP1702630F40
○	180	2,6	1,6	20	2/6/32	24	LP1802620F24
○	180	2,6	1,6	20	2/6/32	40	LP1802620F40
○	180	2,6	1,6	30	2/7/42	12	LP1802630F12
○	180	2,6	1,6	30	2/7/42	24	LP1802630F24
○	180	2,6	1,6	30	2/7/42	40	LP1802630F40
□	184	2,6	1,6	16		24	LP184261624
□	184	2,6	1,6	16		40	LP184261640
□	184	2,6	1,6	30		24	LP184263024
□	184	2,6	1,6	30		40	LP184263040
□	190	2,6	1,6	16	2/6/32	12	LP1902616F12
□	190	2,6	1,6	16	2/6/32	24	LP1902616F24
□	190	2,6	1,6	16	2/6/32	40	LP1902616F40
□	190	2,6	1,6	20	2/6/32	12	LP1902620F12
○	190	2,6	1,6	20	2/6/32	24	LP1902620F24
○	190	2,6	1,6	20	2/6/32	40	LP1902620F40
○	190	2,6	1,6	30	2/7/42	12	LP1902630F12
○	190	2,6	1,6	30	2/7/42	24	LP1902630F24
○	190	2,6	1,6	30	2/7/42	40	LP1902630F40
○	200	2,8	1,8	30	2/7/42	24	LP2002830F24
○	200	2,8	1,8	30	2/7/42	36	LP2002830F36
○	200	2,8	1,8	30	2/7/42	48	LP2002830F48
□	210	2,8	1,8	25		24	LP210282524
□	210	2,8	1,8	25		36	LP210282536
□	210	2,8	1,8	25		48	LP210282548
○	210	2,8	1,8	30	2/7/42	24	LP2102830F24
○	210	2,8	1,8	30	2/7/42	36	LP2102830F36
○	210	2,8	1,8	30	2/7/42	48	LP2102830F48
○	216	2,8	1,8	30		24 NEG	LP216283024
○	216	2,8	1,8	30		48 NEG	LP216283048
○	216	2,8	1,8	30		64 NEG	LP216283064
○	220	2,8	1,8	30	2/7/42	24	LP2202830F24
○	220	2,8	1,8	30	2/7/42	36	LP2202830F36
○	220	2,8	1,8	30	2/7/42	48	LP2202830F48
□	225	2,8	1,8	30	2/7/42	24	LP2252830F24
○	225	2,8	1,8	30	2/7/42	36	LP2252830F36
○	225	2,8	1,8	30	2/7/42	48	LP2252830F48
○	230	2,8	1,8	30	2/7/42	24	LP2302830F24
○	230	2,8	1,8	30	2/7/42	36	LP2302830F36
○	230	2,8	1,8	30	2/7/42	48	LP2302830F48
□	235	2,8	1,8	25		24	LP235282524
□	235	2,8	1,8	25		36	LP235282536
□	235	2,8	1,8	25		48	LP235282548
○	235	2,8	1,8	30	2/7/42	24	LP2352830F24
○	235	2,8	1,8	30	2/7/42	36	LP2352830F36
○	235	2,8	1,8	30	2/7/42	48	LP2352830F48
□	240	2,8	1,8	30	2/7/42	24	LP2402830F24
○	240	2,8	1,8	30	2/7/42	36	LP2402830F36
○	240	2,8	1,8	30	2/7/42	48	LP2402830F48
○	250	3,2	2,2	30	PH2	40	LP2503230F40
○	250	3,2	2,2	30	PH2	60	LP2503230F60
○	260	2,8	1,8	30	PH2	60 NEG	LP2602830F60N
○	305	3,2	2,2	30	PH2	60 NEG	LP3053230F60N

I
M

1
8
7


LAME CIRCOLARI PER PORTATILI



GB Portable circular saw blades

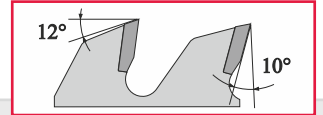
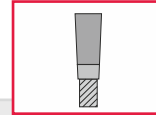
F Scies pour machines portables

E Hojas de sierra para máquinas portátiles



	D	B	b	d	●●●	Z	COD
○	160	2,2	1,6	20	2/6/32	56	LP1602220F56TN
○	160	2,8	1,8	20	2/6/32	42	LP1602820F42TN
○	180	2,8	1,8	20	2/6/32	48	LP1802820F48TN
○	190	2,8	1,8	30	2/7/42	54	LP1902830F54TN
○	210	2,8	1,8	30	2/7/42	54	LP2102830F54TN
○	216	3,0	2,0	30		64	LP216303064TN
○	220	3,0	2,0	30	2/7/42	64	LP2203030F64TN
○	225	2,8	1,8	30	2/7/42	68	LP2252830F68TN
○	240	3,0	2,0	30	2/7/42	64	LP2403030F64TN

SETTORI PER TRUCIOLATORI



GB Trimming hogger segments

F Segments pour déshiqueteurs

E Segmentos para tridurador



	D	B	b	Z	COD DX-RH	COD SX-LH
LEITZ						
□	250	4,5/6,0	2,6	7	TS250457D/F	TS250457S/F
□	300	4,5/6,0	2,6	9	TS300459D/F	TS300459S/F
□	350	4,5/6,0	2,6	10	TS3504510D/F	TS3504510S/F




LEUCO						
○	200	4,0	2,8	4	TS200404D/E	TS200404S/E
○	250	4,0	2,8	4	TS250404D/E	TS250404S/E
□	200	4,0	2,8	5	TS200405D/E	TS200405S/E
□	250	4,0	2,8	5	TS250405D/E	TS250405S/E



LEUCO						
□	250	4,0	2,8	6	TS250406D/E	TS250406S/E
□	250	4,0	2,8	8	TS250408D/E	TS250408S/E
□	300	4,0	2,8	6	TS300406D/E	TS300406S/E
□	300	4,0	2,8	8	TS300408D/E	TS300408S/E
□	300	4,0	2,8	10	TS3004010D/E	TS3004010S/E
□	350/430	4,0	2,8	6	TS350406D/E	TS350406S/E
□	350/430	4,0	2,8	8	TS350408D/E	TS350408S/E
□	350/430	4,0	2,8	10	TS3504010D/E	TS3504010S/E

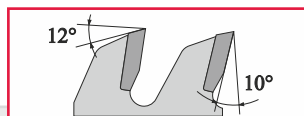
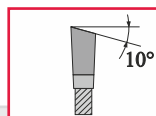
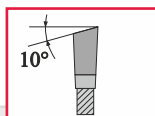
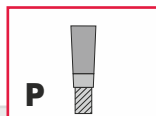


WITOX						
○	250	6,2	2,8	7	TS250627D/A	TS250627S/A
○	300	6,2	2,8	7	TS300627D/A	TS300627S/A
○	350	6,2	2,8	7	TS350627D/A	TS350627S/A



WITOX						
○	250	6,2	2,8	13	TS2506213D/A1	TS2506213S/A1
○	300	6,2	2,8	13	TS3006213D/A1	TS3006213S/A1
○	350	6,2	2,8	12	TS3506212D/A1	TS3506212S/A1


LAMA CIRCOLARE PER TRUCIOLATORI



GB Circular saw blade for trimming hogsers

F Scie circulaire pour déchiquteurs

E Hoja de sierra para desmenuzadores



	D	B	b	d	•●•	Z	COD DX-RH	COD SX-LH
○	200	4,0	2,8	80	4 LEUCO	44-4P	TL2004080F44PD	TL2004080F44PS
□	200	4,0	2,8	80	4 LEUCO	64-4P	TL2004080F64PD/E	TL2004080F64PS/E
□	205	4,1	2,8	80		48	TL205418048D	TL205418048S
□	205	4,1	2,8	80	6 WITOX	60	TL205418060D	TL205418060S
○	220	4,0	2,8	80	6 LEUCO	60P	TL2204080F60D	TL2204080F60S
□	250	4,1	2,8	80		60	TL250418060D	TL250418060S
□	250	4,1	2,8	130		60	TL2504113060D	TL2504113060S
△	250	4,0	2,8	80	6 LEUCO	54-6P	TL2504080F54PD	TL2504080F54PS
△	250	4,0	2,8	100	6 LEUCO	78-6	TL25040100F78PD	TL25040100F78PS
□	255	4,1	2,8	130		40	TL2554113040D	TL2554113040S
□	255	4,1	2,8	80		60	TL255418060D	TL255418060S
□	255	4,1	2,8	130		60	TL2554113060D	TL2554113060S
□	255	4,1	2,8	130		80	TL2554113080D	TL2554113080S
○	255	4,1	2,8	130	4 WITOX	60-4	TL25541130F60PD/A	TL25541130F60PS/A
○	255	4,1	2,8	130	4 WITOX	80-4	TL25541130F80PD/A	TL25541130F80PS/A
□	255	4,1	2,8	100	6 LEUCO	60-6	TL25541100F60PD/E	TL25541100F60PS/E
□	255	4,1	2,8	100	6 LEUCO	78-6	TL25541100F78PD/E	TL25541100F78PS/E
○	255	4,1	2,8	130	6 SWEBO	60-2	TL25541130F60PD/C	TL25541130F60PS/C
□	255	4,1	2,8	130	6 SWEBO	80-2	TL25541130F80PD/C	TL25541130F80PS/C
□	305	4,1	2,8	155		72	TL3054115572D	TL3054115572S
○	305	4,1	2,8	155	6 WITOX	48	TL30541155F48D/A	TL30541155F48S/A
○	305	4,1	2,8	155	6 WITOX	72-6	TL30541155F72PD/A	TL30541155F72PS/A
□	305	4,1	2,8	155	6 WITOX	96-6	TL30541155F96PD/A	TL30541155F96PS/A
□	350	4,1	2,8	155	8 WITOX	56	TL35041155F56D/A	TL35041155F56S/A
□	350	4,1	2,8	155	8 WITOX	80	TL35041155F80D/A	TL35041155F80S/A

MODIFICHE LAME STANDARD

GB Modifications for standard saw blades

F Modifications de scies standard

E Modificas hojas standard

SUPPLEMENTO PER RIVESTIMENTO "GDA COATED"
ADDITIONAL COST FOR "GDA COATED"
SUPPLEMENT DE PRIX POUR LE REVÊTEMENT "GDA COATED"
SUPLEMENTO PARA REVESTIMIENTO "GDA COATED"

QUANTITATIVO MINIMO ORDINABILE 50 PEZZI PER TIPO
 MINIMUM QUANTITY FOR EACH ORDER 50 PCS
 QUANTITÉ MINIMALE POUR CHAQUE COMMANDE : 50 PIÈCES
 CANTIDAD MINIMA ORDENABLE 50 PIEZAS POR TIPO

D
80 ÷ 200
201 ÷ 300
301 ÷ 400
401 ÷ 500
501 ÷ 550
551 ÷ 600
601 ÷ 650
651 ÷ 700

SUPPLEMENTO PER SILENZIATURA LAME
ADDITIONAL COST FOR LOW NOISE SYSTEM
SUPPLEMENT DE PRIX POUR LAMES SILENCIEUSES
SUPLEMENTO PARA SILENCIATURA HOJAS

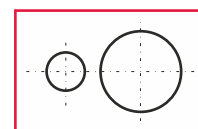
QUANTITATIVO MINIMO ORDINABILE 30 PEZZI PER TIPO
 MINIMUM QUANTITY FOR EACH ORDER 30 PCS
 QUANTITÉ MINIMALE POUR CHAQUE COMMANDE : 30 PIÈCES
 CANTIDAD MINIMA ORDENABLE 30 PIEZAS POR TIPO

D
< 250
251 ÷ 300
301 ÷ 350
351 ÷ 400
401 ÷ 450
451 ÷ 500
501 ÷ 600
601 ÷ 700

SUPPLEMENTO PER FORI DI TRASCINAMENTO
ADDITIONAL COST FOR PIN HOLES
SUPPLEMENT DE PRIX POUR TROUS D'ENTRAÎNEMENT
SUPLEMENTO PARA ORIFICIOS DE ARRASTRE

COSTO MINIMO PER LAMA
MINIMUM PRICE FOR SAW BLADE
PRIX MINIMALE POUR LAME
PRECIO MINIMO PARA HOJA

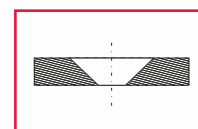
FORI



SUPPLEMENTO PER FORI SVASATI A DISEGNO
ADDITIONAL COST FOR PIN HOLES WITH COUNTERSINK
SUPPLEMENT DE PRIX POUR TROUS FRAISES
SUPLEMENTO PARA ORIFICIOS INCLINADOS A MEDIDA

COSTO MINIMO PER LAMA
MINIMUM PRICE FOR SAW BLADE
PRIX MINIMALE POUR LAME
PRECIO MINIMO PARA HOJA

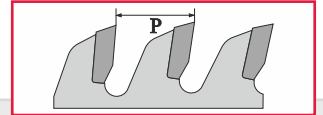
FORI



SUPPLEMENTO PER FORI NON STANDARD
ADDITIONAL COST FOR SPECIAL HOLES
SUPPLEMENT DE PRIX POUR TROUS SPECIAUX
SUPLEMENTO PARA ORIFICIOS NO STANDARD

d	max D= 500	D=501-700
max 50		
51 ÷ 100		
> 100		

LAME CIRCOLARI SPECIALI



GB Special circular saw blades

F Scies circulaires spéciaux

E Hojas de sierra circular especiales

I prezzi sono indicativi e possibili di modifica in base alle specifiche della lama circolare
 Prices are indicative and possible amendment in accordance with the specifications of the circular sawblade
 Les prix sont indicatifs et ils peuvent être modifiés selon les caractéristiques de la scie circulaire
 Los precios son indicativos y posible modificación de conformidad con las especificaciones de la hoja de sierra

D	B	P	n° pcs 1	n° pcs 2	n° pcs 3-5	n° pcs 6-8	n° pcs 9-12
80	2,0	> 31,41					
÷	÷	31,40 ÷ 13,08					
200	3,9	13,07 ÷ 9,81					

D	B	P	n° pcs 1	n° pcs 2	n° pcs 3-5	n° pcs 6-8	n° pcs 9-12
80	4,0	> 31,41					
÷	÷	31,40 ÷ 13,08					
200	6,0	13,07 ÷ 9,81					

D	B	P	n° pcs 1	n° pcs 2	n° pcs 3-5	n° pcs 6-8	n° pcs 9-12
201	2,0	> 39,26					
÷	÷	39,25 ÷ 19,63					
300	3,9	19,62 ÷ 13,08					
		13,07 ÷ 9,81					

D	B	P	n° pcs 1	n° pcs 2	n° pcs 3-5	n° pcs 6-8	n° pcs 9-12
201	4,0	> 39,26					
÷	÷	39,25 ÷ 19,63					
300	6,0	19,62 ÷ 13,08					
		13,07 ÷ 9,81					

D	B	P	n° pcs 1	n° pcs 2	n° pcs 3-5	n° pcs 6-8	n° pcs 9-12
301	2,5	> 39,26					
÷	÷	39,25 ÷ 19,63					
350	4,5	19,62 ÷ 13,08					
		13,07 ÷ 9,81					

D	B	P	n° pcs 1	n° pcs 2	n° pcs 3-5	n° pcs 6-8	n° pcs 9-12
301	4,6	> 39,26					
÷	÷	39,25 ÷ 19,63					
350	6,2	19,62 ÷ 13,08					
		13,07 ÷ 9,81					

D	B	P	n° pcs 1	n° pcs 2	n° pcs 3-5	n° pcs 6-8	n° pcs 9-12
351	3,0	> 39,26					
÷	÷	39,25 ÷ 19,63					
400	4,5	19,62 ÷ 13,08					
		13,07 ÷ 9,81					

D	B	P	n° pcs 1	n° pcs 2	n° pcs 3-5	n° pcs 6-8	n° pcs 9-12
351	4,7	> 39,26					
÷	÷	39,25 ÷ 19,63					
400	6,2	19,62 ÷ 13,08					
		13,07 ÷ 9,81					

D	B	P	n° pcs 1	n° pcs 2	n° pcs 3-4	n° pcs 5-7	n° pcs 8-10
401	3,2	> 44,17					
÷	÷	44,16 ÷ 29,44					
450	5,0	29,43 ÷ 19,63					
		19,62 ÷ 13,08					
		13,07 ÷ 9,81					

D	B	P	n° pcs 1	n° pcs 2	n° pcs 3-4	n° pcs 5-7	n° pcs 8-10
401	5,1	> 44,17					
÷	÷	44,16 ÷ 29,44					
450	6,2	29,43 ÷ 19,63					
		19,62 ÷ 13,08					
		13,07 ÷ 9,81					

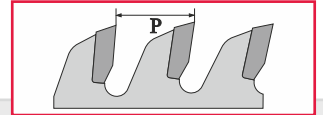
D	B	P	n° pcs 1	n° pcs 2	n° pcs 3-4	n° pcs 5-7	n° pcs 8-10
451	3,2	> 44,17					
÷	÷	44,16 ÷ 29,44					
500	5,0	29,43 ÷ 19,63					
		19,62 ÷ 13,08					
		13,07 ÷ 9,81					

D	B	P	n° pcs 1	n° pcs 2	n° pcs 3-4	n° pcs 5-7	n° pcs 8-10
451	5,1	> 44,17					
÷	÷	44,16 ÷ 29,44					
500	6,2	29,43 ÷ 19,63					
		19,62 ÷ 13,08					
		13,07 ÷ 9,81					

D	B	P	n° pcs 1	n° pcs 2	n° pcs 3-4	n° pcs 5-7	n° pcs 8-10
501	4,0	> 48,00					
÷	÷	47,99 ÷ 29,44					
550	6,2	29,43 ÷ 19,63					
		19,62 ÷ 13,08					
		13,07 ÷ 9,81					

D	B	P	n° pcs 1	n° pcs 2	n° pcs 3-4	n° pcs 5-7	n° pcs 8-10
501	4,0	> 48,00					
÷	÷	47,99 ÷ 29,44					
550	6,2	29,43 ÷ 19,63					
		19,62 ÷ 13,08					
		13,07 ÷ 9,81					

LAME CIRCOLARI SPECIALI



GB Special circular saw blades

F Scies circulaires speciaux

E Hojas de sierra circular especiales

D	B	P	n° pcs 1	n° pcs 2	n° pcs 3	n° pcs 4-5	n° pcs 6-8
		> 51,05					
601	4,8	51,04 ÷ 31,90					
÷	÷	31,89 ÷ 21,27					
650	6,2	21,26 ÷ 16,32					
		16,31 ÷ 13,08					
		13,07 ÷ 10,40					

D	B	P	n° pcs 1	n° pcs 2	n° pcs 3	n° pcs 4-5	n° pcs 6-8
		> 51,05					
651	4,8	51,04 ÷ 31,90					
÷	÷	31,89 ÷ 21,27					
700	6,2	21,26 ÷ 16,32					
		16,31 ÷ 13,08					
		13,07 ÷ 10,40					

DETERMINAZIONE PASSO P
HOW TO DETERMINE P
DETERMINATION DE P
DETERMINACION PASO P

$$P = \frac{p \times D}{Z}$$

ESEMPIO | 5 pcs 290x5,3/3,2x40 Z=64
EXAMPLE
EXEMPLE |
EJEMPLO | $P = \frac{3,14 \times 290}{64}$

SUPPLEMENTO RIVESTIMENTO "GDA COATED"
ADDITIONAL COST FOR "GDA COATED"
SUPPLEMENT DE PRIX POUR "GDA COATED"
SUPLEMENTO REVESTIMIENTO "GDA COATED"

+7%

SUPPLEMENTO SILENZIATURA
ADDITIONAL COST FOR LOW NOISE SYSTEM
SUPPLEMENT DE PRIX POUR LAMES SILENCIEUSES
SUPLEMENTO SILENCIADORA

+8%

SUPPLEMENTO RASANTI HM
ADDITIONAL COST FOR STROBES HM
SUPPLEMENT DE PRIX POUR RACLEURS
SUPLEMENTO RASURACIONES

+20%

LAME CIRCOLARI SPECIALI A GRANDE DIAMETRO

GB Special circular saw blades

F Scies circulaires speciaux

E Hojas de sierra circular especiales

I prezzi sono indicativi e possibili di modifica in base alle specifiche della lama circolare
Prices are indicative and possible amendment in accordance with the specifications of the circular sawblade
Les prix sont indicatifs et ils peuvent être modifiés selon les caractéristiques de la scie circulaire
Los precios son indicativos y posible modificación de conformidad con las especificaciones de la hoja de sierra

D	B	Z	b	n° pcs 1	n° pcs 2	n° pcs 3-4	n° pcs 5-8
701	5,5	28 - 48	4,4				
÷	÷	49 - 72					
770	6,0	73 - 96					
		97 - 120					
701	6,2	28 - 48	5,0				
÷	÷	49 - 72					
770	7,5	73 - 96					
		97 - 120					

D	B	Z	b	n° pcs 1	n° pcs 2	n° pcs 3-4	n° pcs 5-8
771	5,5	28 - 48	4,4				
÷	÷	49 - 72					
800	6,0	73 - 96					
		97 - 120					
771	6,2	28 - 48	5,0				
÷	÷	49 - 72					
800	7,5	73 - 96					
		97 - 120					

SUPPLEMENTO SILENZIATURA
ADDITIONAL COST FOR LOW NOISE SYSTEM
SUPPLEMENT DE PRIX POUR LAMES SILENCIEUSES
SUPLEMENTO SILENCIADORA

+10%

SUPPLEMENTO RASANTI HM
ADDITIONAL COST FOR STROBES HM
SUPPLEMENT DE PRIX POUR RACLEURS
SUPLEMENTO RASURACIONES

+25%

I
M

1
9
9

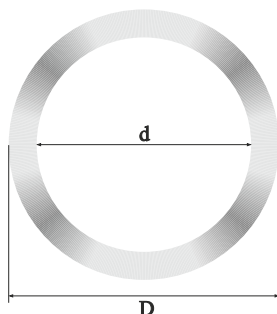
GDA
High-tech tools

ANELLI DI RIDUZIONE FORO PER LAME CIRCOLARI

GB Reduction rings for circular saw blades

F Bagues de réduction pour scie circulaire

E Anillos de reducción para hojas circulares



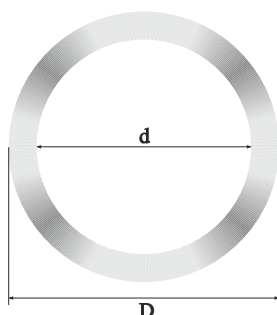
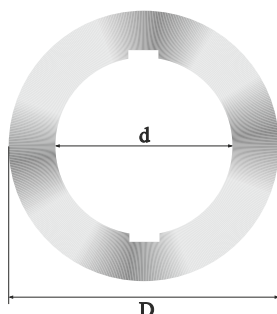
	D	b	d	COD
□	20	2,0	12	ARID2012
○	20	2,0	16	ARID2016
□	25	2,0	16	ARID2516
○	25	2,0	20	ARID2520
○	30	2,0	16	ARID3016
○	30	2,0	20	ARID3020
○	30	2,0	25	ARID3025
○	30	2,0	25,4	ARID30254
□	32	2,0	20	ARID3220
○	32	2,0	30	ARID3230
□	35	2,0	20	ARID3520
○	35	2,0	25	ARID3525
□	35	2,0	25,4	ARID35254
○	35	2,0	30	ARID3530
□	35	2,0	32	ARID3532
○	40	2,0	30	ARID4030
□	40	2,0	32	ARID4032
□	40	2,0	35	ARID4035

ANELLI DISTANZIALI

GB Spacing rings

F Bagues de distance

E Anillos distanciadores



	D	b	d/●	d/○
A		0,1		
A		0,2		
A		0,5 / 1,0	A RICHIESTA	A RICHIESTA
A		2,0 / 2,5	SENZA KW	CON KW
A		3,0 / 3,5		
A		4,0	UPON REQUEST	UPON REQUEST
B		5,0	WITHOUT KW	WITH KW
B	D < 150	6,0		
B		7,0 / 8,0	SUR DEMANDE	SUR DEMANDE
B		9,0 / 10,0	SANS KW	AVEC KW
B		11,0 / 15,0		
B		16,0 / 20,0	SU PREGUNTA	SU PREGUNTA
C		21,0 / 30,0	SIN KW	CON KW
C		31,0 / 40,0		
C		41,0 / 50,0		

QUANTITATIVO MINIMO ORDINABILE PER SPESSORE: A=24 PEZZI - B=12 PEZZI C=6 PEZZI
 MINIMUM ORDER FOR THICKNESS: A=24 PIECES - B=12 PIECES - C=6 PIECES
 QUANTITÉ MINIMALE ORDONNABLE POUR ÉPAISSEUR: A=24 PIÈCES - B=12 PIÈCES - C=6 PIÈCES
 CANTIDAD MINIMÁ ORDENABLE POR ESPESOR: A= 24 PIEZAS - B=12 PIEZAS - C=6 PIEZAS

GDA
High-tech tools

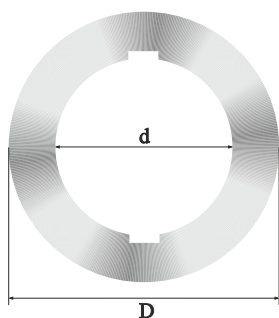
○ △ □ * Ⓢ Ⓣ Ⓤ = vedi pagina 7 / see page 7 / voir page 7 / vease pagina 7

ANELLI DISTANZIALI PER MULTILAME IN ACCIAIO VERSIONE STANDARD

GB Steel spacing rings for multitrip saw machine in standard version

F Bagues de distance pour machine multilames en acier in standard version

E Anillos distanciadores para sierra multiples de acero in standard version



		D	b	d		COD
△	A	90	0,1	70	21x82	AANE9000170K
△	A	90	0,2	70	21x82	AANE9000270K
△	A	90	0,3	70	21x82	AANE9000370K
△	A	90	0,5	70	21x82	AANE9000570K
△	A	90	1,0	70	21x82	AANE9001070K
△	B	90	2,0	70	21x82	AANE9002070K
△	B	90	3,0	70	21x82	AANE9003070K
△	B	90	4,0	70	21x82	AANE9004070K
△	B	90	5,0	70	21x82	AANE9005070K
△	B	90	6,0	70	21x82	AANE9006070K
△	C	90	7,0	70	21x82	AANE9007070K
△	C	90	8,0	70	21x82	AANE9008070K
△	C	90	9,0	70	21x82	AANE9009070K
△	C	90	10,0	70	21x82	AANE9010070K
△	C	90	11,0	70	21x82	AANE9011070K
△	C	90	12,0	70	21x82	AANE9012070K
△	C	90	14,0	70	21x82	AANE9014070K
△	C	90	15,0	70	21x82	AANE9015070K
△	C	90	16,0	70	21x82	AANE9016070K
△	C	90	18,0	70	21x82	AANE9018070K
△	C	90	20,0	70	21x82	AANE9020070K
△	D	90	25,0	70	21x82	AANE9025070K
△	D	90	30,0	70	21x82	AANE9030070K
△	D	90	35,0	70	21x82	AANE9035070K
△	D	90	40,0	70	21x82	AANE9040070K
△	D	90	45,0	70	21x82	AANE9045070K
△	D	90	50,0	70	21x82	AANE9050070K

ORDINE MINIMO 250€ NETTO - QUANTITATIVI MINIMI A=50, B=40, C=30, D=20.
 MINIMUM ORDER 250€ NET - MINIMUM QUANTITY A=50, B=40, C=30, D=20.
 ORDRE MINIMUM 250€ NET - QUANTITÈ MINIMUM A=50, B=40, C=30, D=20.
 PERIDO MÍNIMO 250€ NETO - CANDIDAN MÍNIMO A=50, B=40, C=30, D=20.

A = TRANCIATI E BRUNITI- SHEARED AND BRUNISHED- TRANCHÉES E BRUNI- CORTADAS Y BRUÑIDO

B = RETTIFICATI- RECTIFIED- RECTIFIÉES- REVISADOS

C-D = RETTIFICATI E BRUNITI-RECTIFIED AND BRUNISHED -RECTIFIÉES E BRUNI- REVISADOS Y BRUÑIDO

Truciolatori a bassa rumorosità in HM

HW low noise trimming hogs

Déchiquteurs silencieux en HW

Desmenzadores a baja rumurodidad de HW

IM 702



93

IM 710



94

IM 712



94

IM 714



94

Truciolatori a settori in HM

HW trimming hogs with segments

Déchiquteurs avec segments in HW

Desmenzadores con segmentos en HW

IM 720



97

IM 722



98

IM 723



98

IM 724



98

IM 725



98

Truciolatore a lame in HM

Trimming hogger with HW saw blades

Déchiquteurs avec lames en HW

Desmenzadores con hojas de HW

IM 734



99

IM 736



100

IM 737



100

IM 738



100

TRUCIOLATORI UNIVERSALI A BASSA RUMOROSITA'

GB Universal low noise trimming hoggers

F Déchiqueteurs universel silencieux

E Desmenuzadores universales a baja rumorodidad



D 200 x 30



D 250 / 300 / 350 x 30



D 330 x 90

INFORMAZIONI TECNICHE

Trattasi di gruppi truciolatori a "BASSA RUMOROSITA'" con lame HM. Corpo in lega leggera con lame per truciolare posizionate a taglio elicoidale, anelli fono-assorbenti e lama principale. E' possibile la costruzione di truciolatori con diametro e spessori speciali (D-B-d) per qualsiasi particolare esigenza di lavorazione.

TECHNICAL INFORMATION

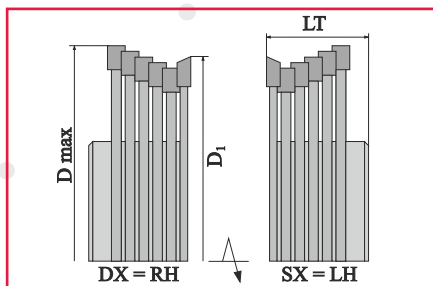
Group of "LOW NOISE" trimming hoggers, with circular saw blades HM. Light metal body with circular saw blades to chips, assembled with spiral multicut, low noise rings and main circular saw blades. It is possible manufacturing trimming hoggers with diametre and thickness (D-B-d) for every type of work requested.

INFORMATIONS TECHNIQUES

Il s'agit d'un groupage de déchiqueteurs silencieux avec lames HM. Le corps est en alliage léger avec les lames pour réduire en copeaux positionnées pour une coupe hélicoïdale, les bagues qui absorbaient le bruit et la lame principale. C'est possible la construction de déchiqueteurs avec diamètre et épaisseur spéciaux (D-B-d) pour chaque exigence de travail.

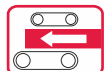
INFORMACIONES TECNICAS

Tratandose de grupos desmenuzadores a "BAJA RUMUROSIDAD" con hojas HM. Cuerpo en liga ligera con hojas para desmenuzadores posicionados a corte helicoidal, anillos fono-absorbentes y hoja principale. Es posible la construccion de desmenuzadores con diametro y espesores especiales (D-B-d) para cualquier tipo de trabajo



D	D max	D ₁	n max mirl
200	208	205	7000
250	258	255	6800
300	308	305	5800
350	358	355	4800

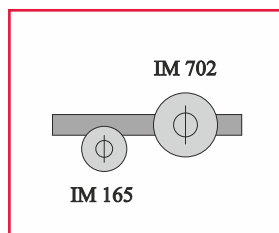
ALU



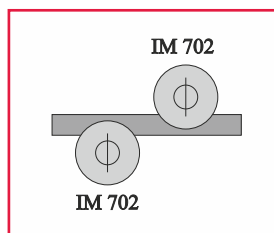
MEC

POSSIBILITA' DI LAVORAZIONE

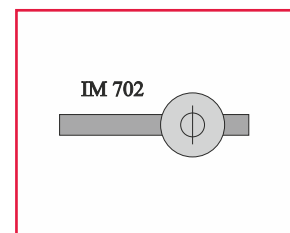
Assembling possibilities / Possibilité de montage / Posibilidad de trabajo



TRUCIOLATORE - INCISORE
TRIMMING HOGGER SCORING SAW BLADE
DECHIQUETEUR - INCISEUR
DESMENUZADOR - INCISOR



TRUCIOLATORE - TRUCIOLATORE
TRIMMING HOGGER - TRIMMING HOGGER
DECHIQUETEUR - DECHIQUETEUR
DESMENUZADOR - DESMENUZADOR



TRUCIOLATORE
TRIMMING HOGGER
DECHIQUETEUR
DESMENUZADOR

UTILIZZO: macchine squadratrici - macchine bordatrici - linee per giunzione di testa - ecc.

USE: squaring & edge banding machines - lines for finger jointing - etc.

USAGE: machines équarisseuses - à plaquer - lignes pour abourage de tete - etc

UTILIZO: maquinas esquadra - chapeadoras de cantos - linea para empalme tipo peine - exetera

TRUCIOLATORI UNIVERSALI A BASSA RUMOROSITÀ

GB Universal low noise trimming hogsers **F** Déchiqueteurs universel silencieux **E** Desmenuzadores universales a baja rumorosidad

	D	B	d	Z lama princ.	N° lame truc.	LT	COD DX-RH	COD SX-LH
△	200	30	35 KW	48	5	92	TC2003035K48D	TC2003035K48S
△	200	30	40 KW	48	5	92	TC2003040K48D	TC2003040K48S
△	200	30	35 KW	60-6	5	92	TC2003035K60D	TC2003035K60S
△	200	30	40 KW	60-6	5	92	TC2003040K60D	TC2003040K60S
△	200	52	35 KW	48	9	92	TC2005235K48D	TC2005235K48S
△	200	52	40 KW	48	9	92	TC2005240K48D	TC2005240K48S
△	200	52	35 KW	60-6	9	92	TC2005235K60D	TC2005235K60S
△	200	52	40 KW	60-6	9	92	TC2005240K60D	TC2005240K60S
△	250	30	60	40	5	40	TC250306040D	TC250306040S
△	250	30	80	40	5	40	TC250308040D	TC250308040S
△	250	30	60	56	5	40	TC250306056D	TC250306056S
△	250	30	80	56	5	40	TC250308056D	TC250308056S
△	250	30	60	80-8	5	40	TC250306080D	TC250306080S
△	250	30	80	80-8	5	40	TC250308080D	TC250308080S
△	250	52	60	40	9	62	TC250526040D	TC250526040S
△	250	52	80	40	9	62	TC250528040D	TC250528040S
△	250	52	60	56	9	62	TC250526056D	TC250526056S
△	250	52	80	56	9	62	TC250528056D	TC250528056S
△	250	52	60	80-8	9	62	TC250526080D	TC250526080S
△	250	52	80	80-8	9	62	TC250528080D	TC250528080S
△	300	30	60	48	5	40	TC300306048D	TC300306048S
△	300	30	80	48	5	40	TC300308048D	TC300308048S
△	300	30	60	72	5	40	TC300306072D	TC300306072S
△	300	30	80	72	5	40	TC300308072D	TC300308072S
△	300	52	60	48	9	62	TC300526048D	TC300526048S
△	300	52	80	48	9	62	TC300528048D	TC300528048S
△	300	52	60	72	9	62	TC300526072D	TC300526072S
△	300	52	80	72	9	62	TC300528072D	TC300528072S
△	350	30	60	60	5	40	TC350306060D	TC350306060S
△	350	30	80	60	5	40	TC350308060D	TC350308060S
△	350	30	60	80	5	40	TC350306080D	TC350306080S
△	350	30	80	80	5	40	TC350308080D	TC350308080S
△	350	52	60	60	9	62	TC350526060D	TC350526060S
△	350	52	80	60	9	62	TC350528060D	TC350528060S
△	350	52	60	80	9	62	TC350526080D	TC350526080S
△	350	52	80	80	9	62	TC350528080D	TC350528080S

IM


710

712

714


RICAMBI PER IM 702 IN HM

HW SPARES FOR IM 702 / RECHANGES POUR IM 702 EN HW / REPUESTOS PARA IM 702 DE HW



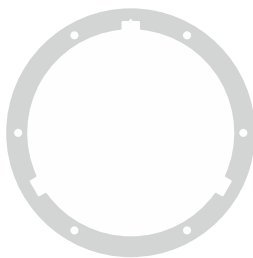
LAMA PRINCIPALE
MAIN SAW BLADE
SCIE CIRCULAIRE PRINCIPALE
HOJA PRINCIPALE

	D	B	b	d	fori	Z	COD DX-RH	COD SX-LH
○	205	4,1	2,8	80	6	48	TL2054180F48D	TL2054180F48S
○	205	4,1	2,8	80	6	60-6	TL2054180F60PD	TL2054180F60PS
○	255	4,1	2,8	130	6	40	TL25541130F40D	TL25541130F40S
○	255	4,1	2,8	130	6	56	TL25541130F56D	TL25541130F56S
○	255	4,1	2,8	130	6	80-8	TL25541130F80PD	TL25541130F80PS
○	305	4,1	2,8	155	9	48	TL30541155F48D	TL30541155F48S
○	305	4,1	2,8	155	9	72	TL30541155F72D	TL30541155F72S
○	355	4,1	2,8	180	9	60	TL35541180F60D	TL35541180F60S
○	355	4,1	2,8	180	9	80	TL35541180F80D	TL35541180F80S



LAMA TRUCIOLATRICE
CHIPPING CIRCULAR SAW BLADE
SCIE CIRCULAIRE POUR RÉDUIRE EN COUPEAUX
HOJA DESMENUZADORA

	Truciolatore	Lama	D	Z	COD DX-RH	COD SX-LH
○	200	1	200	6	TA2001D	TA2001S
○		2	202	6	TA2002	TA2002
○		3	204	6	TA2003	TA2003
○		4	206	6	TA2004	TA2004
○		5	208	6	TA2005	TA2005
○	250	1	250	8	TA2501D	TA2501S
○		2	252	8	TA2502	TA2502
○		3	254	8	TA2503	TA2503
○		4	256	8	TA2504	TA2504
○		5	258	8	TA2505	TA2505
○	300	1	300	8	TA3001D	TA3001S
○		2	302	8	TA3002	TA3002
○		3	304	8	TA3003	TA3003
○		4	306	8	TA3004	TA3004
○		5	308	8	TA3005	TA3005
○	350	1	350	10	TA3501D	TA3501S
○		2	352	10	TA3502	TA3502
○		3	354	10	TA3503	TA3503
○		4	356	10	TA3504	TA3504
○		5	358	10	TA3505	TA3505



ANELLO FONNO-ASSORBENTE
LOW NOISE RING / BAGUE POUR RÉDUIRE LE BRUIT / ANILLO FONNO-ABSORBENTE

	Truciolatore	COD DX-RH	COD SX-LH
○	200	TF200	TF200
○	250	TF250	TF250
○	300	TF300	TF300
○	350	TF350	TF350



FVM855



FVM835



FVTM512



FCM8



FCTM5

TRUCIOLATORI A SETTORE

GB Trimming hogger with segments

F Déchiqueteurs avec segments

E Desmenuzadores con segmentos



D 250 / 300 / 350 x 30



D 250 / 300 x 50

INFORMAZIONI TECNICHE

Truciolatori con lame HM e corpo in lega leggera, settori con Z=7 o Z=13 in HM
Truciolatori con lame in PCD e corpo in acciaio, settori con Z=7 o Z=13 in HM

TECNICAL INFORMATION

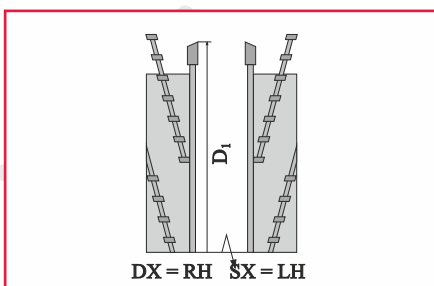
Trimming hoggers, with HW saw blades and body in light alloy, segments with Z=7 or Z=13 in HW
Trimming hoggers, with PCD saw blades and body in steel, segments with Z=7 or Z=13 in HW

INFORMATIONS TECHNIQUES

Déchiqueteurs avec lames en HW et corps en alliage légère, segments avec Z=7 ou Z=13 en HW
Déchiqueteurs avec lames en PCD et corps en acier, segments avec Z=7 ou Z=13 en HW

INFORMACIONES TECNICAS

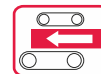
Desmenuzadores con hojas de HW y cuerpo de aleación ligero, segmentos con Z=7 o Z=13 de HW
Desmenuzadores con hojas de PCD y cuerpo de acero, segmentos con Z=7 o Z=13 de HW



DX = RH SX = LH

D	D max	D ₁	n max min ¹
200	208	205	6000
250	258	255	4000
300	308	305	3000
350	358	355	2800

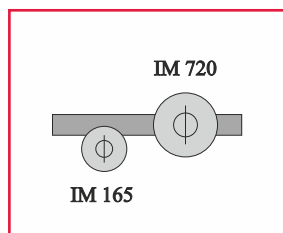
ALU



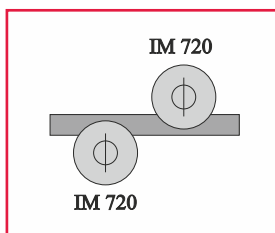
MEC

POSSIBILITA' DI LAVORAZIONE

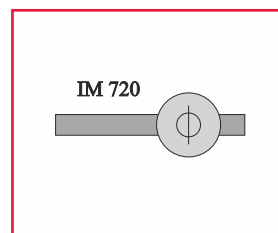
Assembling possibilities / Possibilité de montage / Posibilidad de trabajo



TRUCIOLATORE - INCISORE
TRIMMING HOGGER SCORING SAW BLADE
DECHIQUETEUR - INCISEUR
DESMENUZADOR - INCISOR



TRUCIOLATORE - TRUCIOLATORE
TRIMMING HOGGER - TRIMMING HOGGER
DECHIQUETEUR - DECHIQUETEUR
DESMENUZADOR - DESMENUZADOR



TRUCIOLATORE
TRIMMING HOGGER
DECHIQUETEUR
DESMENUZADOR

UTILIZZO: macchine squadratrici - macchine bordatrici - linee per giunzione di testa - ecc.

USE: squaring & edge banding machines - lines for finger jointing - etc.

USAGE: machines équarri-seuses - à plaquer - lignes pour jonction de tête - etc

UTILIZO: maquinas esquadra - chapeadoras de cantos - linea para empalme tipo peine - exetera

TRUCIOLATORI A SETTORE

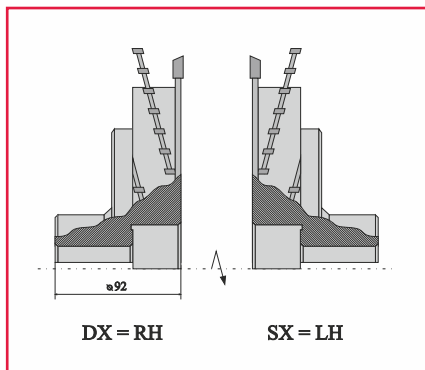
GB Trimming hogger with segments

F Déchiqueteurs avec segments

E Desmenuzadores con segmentos

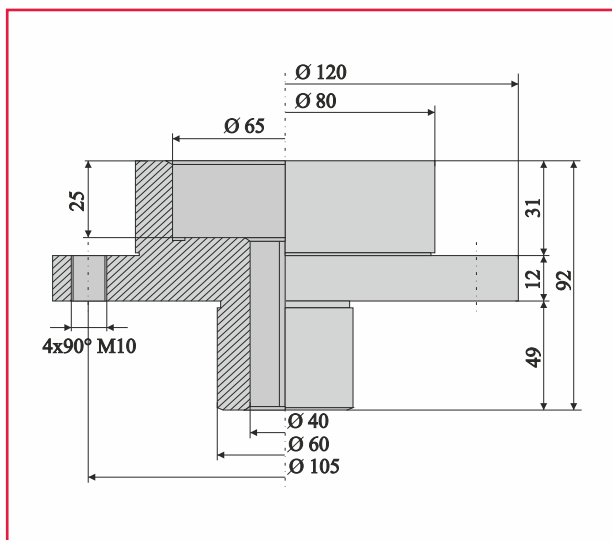
FORI INDICATIVI DI ALCUNE MACCHINE
PER TRUCIOLATORI Ø 200 CON MOZZO
INDICATIVE CENTER BORE FOR SOME
MACHINES FOR TRIMMING HOGGERS Ø 200

INDICATION DES ALESAGES DE CERTAINES
MACHINES POUR DÉCHIQUETEURS Ø 200
ORIFICIOS DE ALGUNAS MAQUINAS PARA
DESMENUZADORES Ø 200



MACCHINA	FORO - CHIAVETTA
CELASCHI	35 - 1 KW 10x4
GABBIANI	40 - 1 KW 10x5
GUBISCH	40 - 2 KW 12x4
HOMAG	35 - 2 KW 10x4
IMA	35 - 2 KW 10x4
SCHWABEDISSEN	40 - 1 KW 12x5
SCHWABEDISSEN	40 - 2 KW 12x5
SPANEVELLO	40 - 1 KW 12x5
TORWEGGE	35 - 2 KW 10x4
TORWEGGE	40 - 2 KW 12x4
WILMSMEYER	35 - 2 KW 10x4

MOZZO PER TRUCIOLATORI TRIMMING HOGGER MOUNTING FLANGE FLASQUE POUR DÉCHIQUETEURS BRIDA DE SUJECION PARA DESMENUZADORES



d
35
40

DA MONTARE SU ART. IM7 20
TO BE ASSEMBLED ON ART. IM 720
A ASSEMBLER SUR ART. IM 720
DE MONTAR SOBRE ART. IM 720

RICAMBI - SPARE PARTS - PIECES DE RECHANGE - RECAMBIOS



FVM830



FVTM612



FCM8



FCTM6

TRUCIOLATORI A SETTORE IN HM

GB HW Trimming hogger
with segments

F Déchiqueteurs avec
segments en HW


E Desmenzadores
con segmentos de HW

	D	B	d	Z lama princ.	N° sett	LT	COD DX-RH	COD SX-LH
△	250	30	60	40	4	35	TC250306040D/A	TC250306040S/A
△	250	30	80	40	4	35	TC250308040D/A	TC250308040S/A
△	250	30	60	60-4	4	35	TC250306060D/A	TC250306060S/A
△	250	30	80	60-4	4	35	TC250308060D/A	TC250308060S/A
△	250	30	60	80-4	4	35	TC250306080D/A	TC250306080S/A
△	250	30	80	80-4	4	35	TC250308080D/A	TC250308080S/A
□	250	50	60	42	3	51	TC250506042D/A	TC250506042S/A
□	250	50	80	42	3	51	TC250508042D/A	TC250508042S/A
□	250	50	60	60-3	3	51	TC250506060D/A	TC250506060S/A
□	250	50	80	60-3	3	51	TC250508060D/A	TC250508060S/A
□	250	50	60	81-3	3	51	TC250506081D/A	TC250506081S/A
□	250	50	80	81-3	3	51	TC250508081D/A	TC250508081S/A
△	300	30	60	48	6	35	TC300306048D/A	TC300306048S/A
△	300	30	80	48	6	35	TC300308048D/A	TC300308048S/A
△	300	30	60	72-6	6	35	TC300306072D/A	TC300306072S/A
△	300	30	80	72-6	6	35	TC300308072D/A	TC300308072S/A
△	300	30	60	96-6	6	35	TC300306096D/A	TC300306096S/A
△	300	30	80	96-6	6	35	TC300308096D/A	TC300308096S/A
□	300	50	60	44	4	51	TC300506044D/A	TC300506044S/A
□	300	50	80	44	4	51	TC300508044D/A	TC300508044S/A
□	300	50	60	72-4	4	51	TC300506072D/A	TC300506072S/A
□	300	50	80	72-4	4	51	TC300508072D/A	TC300508072S/A
□	300	50	60	96-4	4	51	TC300506096D/A	TC300506096S/A
□	300	50	80	96-4	4	51	TC300508096D/A	TC300508096S/A
□	350	30	60	56	8	35	TC350306056D/A	TC350306056S/A
□	350	30	80	56	8	35	TC350308056D/A	TC350308056S/A
□	350	30	60	80	8	35	TC350306080D/A	TC350306080S/A
□	350	30	80	80	8	35	TC350308080D/A	TC350308080S/A
□	350	50	60	56	4	51	TC350506056D/A	TC350506056S/A
□	350	50	80	56	4	51	TC350508056D/A	TC350508056S/A
□	350	50	60	80	4	51	TC350506080D/A	TC350506080S/A
□	350	50	80	80	4	51	TC350508080D/A	TC350508080S/A

I
M
7
2
2
7
2
3
7
2
4
7
2
5

RICAMBI PER IM 720 IN HM

HW SPARES FOR IM 720 / RECHANGES POUR IM 720 EN HW / REPUESTOS PARA IM 720 DE HW



CIRCOLARE PER TRUCIOLATORI

CIRCULAR SAW BLADE FOR TRIMMING HOGGERS
LAME DE SCIE CIRCULAIRE POUR DÉCHIQUETEURS
HOJA DE SIERRA PARA DESMENUZADORES

B=30

	D	B	b	d	Z	COD DX-RH	COD SX-LH
○	255	4,1	2,8	130+4	40	TL25541130F40D/A	TL25541130F40S/A
○	255	4,1	2,8	130+4	60-4	TL25541130F60PD/A	TL25541130F60PS/A
○	255	4,1	2,8	130+4	80-4	TL25541130F80PD/A	TL25541130F80PS/A
○	305	4,1	2,8	155+6	48	TL30541155F48D/A	TL30541155F48S/A
○	305	4,1	2,8	155+6	72-6	TL30541155F72PD/A	TL30541155F72PS/A
○	305	4,1	2,8	155+6	96-6	TL30541155F96PD/A	TL30541155F96PS/A
○	350	4,1	2,8	155+8	56	TL35041155F56D/A	TL35041155F56S/A
○	350	4,1	2,8	155+8	80	TL35041155F80D/A	TL35041155F80S/A




SETTORE PER TRUCIOLATORI

TRIMMING HOGGER SEGMENTS
SEGMENTS POUR DÉCHIQUETEURS
SEGMENTOS PARA DESMENUZADORES

B=30

	D	B	b	Z	COD DX-RH	COD SX-LH
○	250	6,2	2,8	7	TS250627D/A	TS250627S/A
○	300	6,2	2,8	7	TS300627D/A	TS300627S/A
○	350	6,2	2,8	7	TS350627D/A	TS350627S/A



CIRCOLARE PER TRUCIOLATORI

CIRCULAR SAW BLADE FOR TRIMMING HOGGERS
LAME DE SCIE CIRCULAIRE POUR DÉCHIQUETEURS
HOJA DE SIERRA PARA DESMENUZADORES

B=50

	D	B	b	d	Z	COD DX-RH	COD SX-LH
□	255	4,1	2,8	130+4	42	TL25541130F42D/A	TL25541130F42S/A
□	255	4,1	2,8	130+4	60-3	TL25541130F60PD/A1	TL25541130F60PS/A1
□	255	4,1	2,8	130+4	81-3	TL25541130F81PD/A	TL25541130F81PS/A
□	305	4,1	2,8	155+6	44	TL30541155F44D/A	TL30541155F44S/A
□	305	4,1	2,8	155+6	72-4	TL30541155F72PD/A1	TL30541155F72PS/A1
□	305	4,1	2,8	155+6	96-4	TL30541155F96PD/A1	TL30541155F96PS/A1
○	350	4,1	2,8	155+8	56	TL35041155F56D/A	TL35041155F56S/A
○	350	4,1	2,8	155+8	80	TL35041155F80D/A	TL35041155F80S/A



SETTORE PER TRUCIOLATORI

TRIMMING HOGGER SEGMENTS
SEGMENTS POUR DÉCHIQUETEURS
SEGMENTOS PARA DESMENUZADORES

B=50

	D	B	b	Z	COD DX-RH	COD SX-LH
○	250	6,2	2,8	13	TS2506213D/A1	TS2506213S/A1
○	300	6,2	2,8	13	TS3006213D/A1	TS3006213S/A1
○	350	6,2	2,8	12	TS3506212D/A1	TS3506212S/A1

TRUCIOLATORI A LAME IN HM



Trimming hogger with HW saw blades



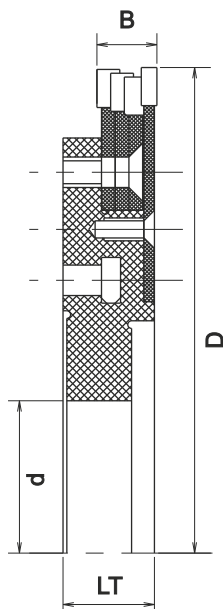
Déchetiseurs avec lames en HW



Desmenuzadores con hojas de HW



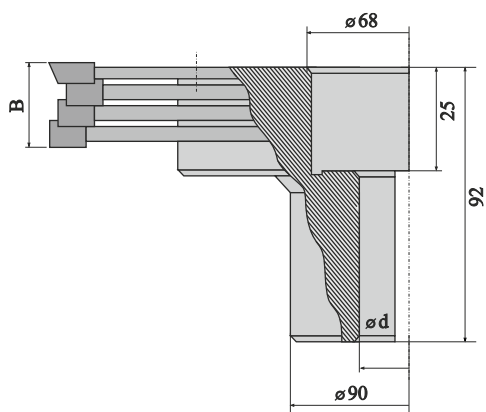
**CORPO IN ACCIAIO
BODY IN STEEL
CORPI IN ACIER
CUERPOS DE ACERO**



D	B	LT	d	Z	COD. DX-RX	COD. SX-LX
220	16	24	60	48+3x6	TC220166048BD	TC220166048BS
220	20	28	60	48+3x6	TC220206048BD	TC220206048BS
220	16	92	40 KW	48+3x6	TC2201640K48BD	TC2201640K48BS
220	20	92	40 KW	48+3x6	TC2202040K48BD	TC2202040K48BS
250	16	24	80	56+3x8	TC250168056BD	TC250168056BS
250	20	28	80	56+3x8	TC250208056BD	TC250208056BS
250	16	92	40 KW	56+3x8	TC2501640K56BD	TC2501640K56BS
250	20	92	40 KW	56+3x8	TC2502040K56BD	TC2502040K56BS

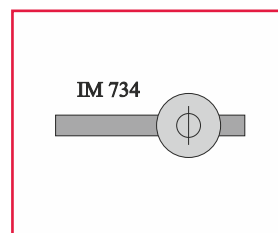
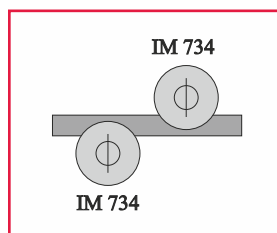
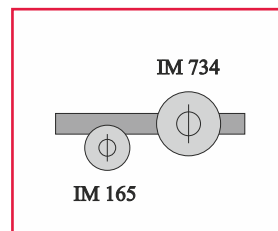


FORNITI SU RICHIESTA CON FORI PER ATTACCO RAPIDO - VEDI PU 401 PAG 139
 PROVIDES ON REQUEST WITH PIN HOLES FOR QUICK JUNCTURE - SEE PU 401 PAGE 139
 FOURNIS SUR DEMANDE AVEC TROUS D'ENTRAÎNEMENT POUR JONCTURE RAPIDE - VOIR PU 401 PAG 139
 PROVEÏDOS SU PREGUNTA CON ORIFICIOS ARRASTRADOR POR JUNTURA RAPIDA - VER PU 401 PAGINA 139



POSSIBILITÀ DI LAVORAZIONE


Assembling possibilities
 Possibilité de montage
 Posibilidad de trabajo



IM

RICAMBI PER IM 734 IN HM
HW SPARES FOR IM 734
RECHANGES POUR IM 734 EN HW
REPUESTOS PARA IM 734 DE HW


736



LAMA PRINCIPALE IN HM
MAIN HW SAW BLADE
SCIE CIRCULAIRE PRINCIPALE EN HW
HOJA PRINCIPALE DE HW

	D	B	b	d	fori	Z	COD DX-RH	COD SX-LH
□	225	4,1	2,8	110	6	48	TL22541110F48D	TL22541110F48S
□	225	4,1	2,8	130	6	60-6	TL22541110F60PD	TL22541110F60PS
○	255	4,1	2,8	130	6	40	TL25541130F40D	TL25541130F40S
○	255	4,1	2,8	130	6	56	TL25541130F56D	TL25541130F56S
○	255	4,1	2,8	130	6	80-8	TL25541130F80PD	TL25541130F80PS


737



LAMA TRUCIOLATRICE IN HM
HW CHIPPING CIRCULAR SAW BLADE
SCIE CIRCULAIRE POUR REDUIRE EN COUPEAUX EN HW
HOJA DESMENUZADORA DE HW

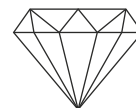
	Truciolatore	Lama	D	Z	COD DX-RH	COD SX-LH
□	220	1	220	6	TA2201D	TA2201S
□		2	222	6	TA2202	TA2202
□		3	224	6	TA2203	TA2203
○	250	1	250	8	TA2501D	TA2501S
○		2	252	8	TA2502	TA2502
○		3	254	8	TA2503	TA2503

738



ANELLO FONO-ASSORBENTE
LOW NOISE RING / BAGUE POUR RÉDUIRE LE BRUIT / ANILLO FONO-ABSORBENTE

	Truciolatore	COD DX-RH	COD SX-LH
□	220	TF220	TF220
○	250	TF250	TF250



Lame universali

Universal saw blades
Lames universelles
Hojas universales

IM 210



104

Lame e incisori per sezionatrici

Diving saw blades and scorers
Lame et inciseurs pour panneaux
Hojas y incisores para despieadoras

IM 220



105

IM 230



106

IM 240



107

IM 250



108

Lame circolari per canali

Circular saw blade for grooving
Lames circulaires pour blade
Hojas circulares para ranurar

IM 255



109

Lame per fibramento

PCD circular saw blades for cement fiber
Lames circulaires en PCD pour la coupe de fibre de ciment
Hojas de sierra en PCD para el corte de fibra de cemento

IM 260



110

Lame per sezionatura

PCD circular saw blades for sezing
Lames circulaires en PCD pour décanpage
Hojas de sierra en PCD para dimensionamento

IM 265



111

Lame per giunzioni

PCD circular saw blades for joints
Lames circulaires en PCD pour joints
Hojas de sierra en PCD para articulaciones

IM 267



112

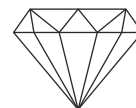
Lame speciali

Special saw blades
Lames spéciaux
Hojas especiales

IM 290



113



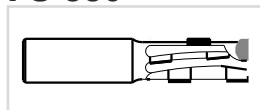
Punte in PCD

PCD bits

Meches in PCD

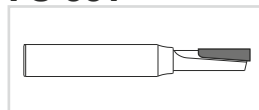
Brocas en PCD

PU 660




115

PU 661



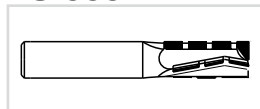
115

PU 662



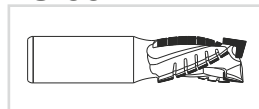
116

PU 663



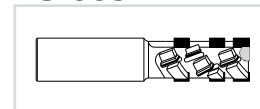
116

PU 664



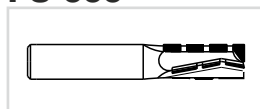
117

PU 665



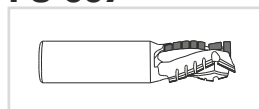
117

PU 666



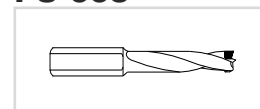
118

PU 667



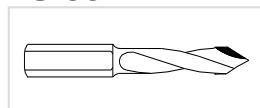
119

PU 668



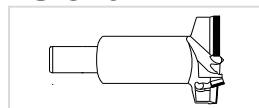
120

PU 669



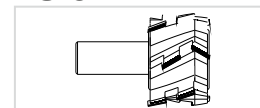
120

PU 670



121

PU 679



122

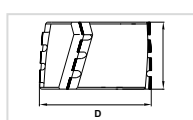
Frese per rettificare

Jointing cutter

Fraises à calibrer

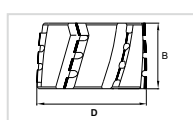
Antiastilla

FR 671



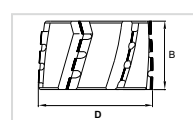
123

FR 672



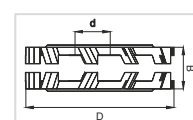
123

FR 673



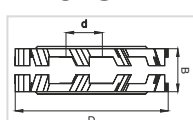
124

FR 674



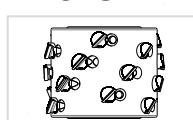
125

FR 675



126

FR 678



127

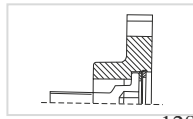
Frese per bordatrici

Cutter for bordering machines

Fraises pour machines a border

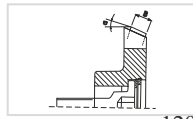
Fresas para maquinas canteadoras

FR 680



128

FR 682



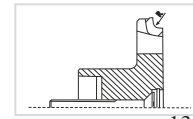
129

FR 684

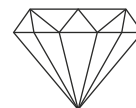


130

FR 686



131



Truciolatori in PCD

PCD Trimming hogger

Déchiqueteurs en PCD

Desmenzadores de PCD

IM 730



133

IM 730



133

IM 731



133

IM 732



134

IM 714



134

IM 740



135

IM 740



135

IM 741



136

IM 742



136

IM 743



136

IM 746



137

IM 748



138

PU 401



139

Produzioni speciali

Special production

Productions speciaux

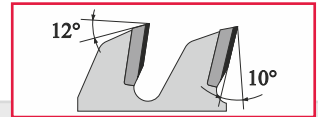
Producciones especiales



140




LAMA CIRCOLARE UNIVERSALE IN PCD



GB Universal circular saw blade in PCD

F Scie circulaire universelle in PCD

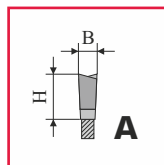
E Hoja de sierra para empleo universal in PCD



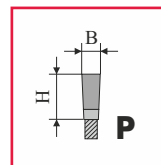
	D	B	b	d	●●●	Z	COD
<input type="checkbox"/>	250	3,2	2,2	30	PH2	40	LUD2503230F40
<input type="checkbox"/>	250	3,2	2,2	30	PH2	60	LUD2503230F60
<input type="checkbox"/>	250	3,2	2,2	30	PH2	80	LUD2503230F80
<input type="checkbox"/>	300	3,2	2,2	30	PH2	48	LUD3003230F48
<input type="checkbox"/>	300	3,2	2,2	30	PH2	60	LUD3003230F60
<input type="checkbox"/>	300	3,2	2,2	30	PH2	72	LUD3003230F72
<input type="checkbox"/>	300	3,2	2,2	30	PH2	96	LUD3003230F96
<input type="checkbox"/>	350	3,5	2,5	30	PH2	54	LUD3503530F54
<input type="checkbox"/>	350	3,5	2,5	30	PH2	72	LUD3503530F72
<input type="checkbox"/>	350	3,5	2,5	30	PH2	84	LUD3503530F84
<input type="checkbox"/>	350	3,5	2,5	30	PH2	108	LUD3503530F108
<input type="checkbox"/>	400	4,0	2,8	30	2/10/60	48	LUD4004030F48
<input type="checkbox"/>	400	4,0	2,8	30	2/10/60	60	LUD4004030F60
<input type="checkbox"/>	400	4,0	2,8	30	2/10/60	96	LUD4004030F96

SU RICHIESTA SI PRODUCONO MISURE SPECIALI - PER PREZZI VEDI PAG 113
 ON REQUEST WE PRODUCE SPECIAL MEASURES - FOR PRICE SEE PAGE 113
 SUR DEMANDE ON PRODUIT MESURES SPÉCIAUX - POUR LES PRIX VOIR PAGE 113
 A DEMANDA PRODUCIMOS MEDIDAS ESPECIALES - POR LOS PRECIOS VER PAGINA 113

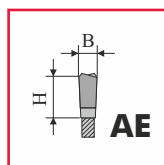
FORMA DEI TAGLIANTI TEETH FORM FORME DE DENTURE FORME DE LOS DIENTES



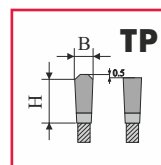
Dente alternato
Alternate bevel tooth
Denture alternée
Diente alterno



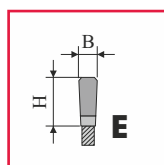
Dente piano
Flat tooth
Denture plate
Diente recto



Dente alternato-sbozzatore
Alternate-triple-chip tooth
Denture alternée-trapézoidal
Diente alterno-trapezoidal

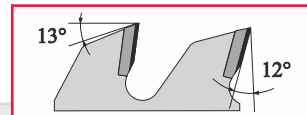
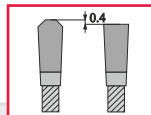


Dente trapezio-piano
Trapezoidal-flat tooth
Denture trapézoidal-plate
Diente trapezoidal-recto



Dente sbozzatore
Triple-chip tooth
Denture trapézoidal
Diente trapezoidal

LAME CIRCOLARI PER SEZIONATRICE IN PCD H=6



I
M

GB Circular panel sizing saw blades
in PCD H=6

F Lames de scie circulaire
panneau de dimensionnement PCD

E Panel circular de tamaño
hojas de sierra PCD

2
2
0



	D	B	b	d	•••	Z	COD
<input type="checkbox"/>	300	4,4	3,2	30	PH2	60	LSD3004430F60T
<input type="checkbox"/>	300	4,4	3,2	65	SELCO	60	LSD3004465F60T/A
<input type="checkbox"/>	320	4,4	3,2	50	GIBEN	60	LSD3204450F60T
<input type="checkbox"/>	320	4,4	3,2	65	SELCO	60	LSD3204465F60T/A
<input type="checkbox"/>	330	4,4	3,2	50	GIBEN	60	LSD3304450F60T
<input type="checkbox"/>	350	4,4	3,2	30	PH2	72	LSD3504430F72T
<input type="checkbox"/>	350	4,4	3,2	50	GIBEN	72	LSD3504450F72T
<input type="checkbox"/>	350	4,4	3,2	60	HOLZMA	72	LSD3504460F72T
<input type="checkbox"/>	350	4,4	3,2	65	SELCO	72	LSD3504465F72T/A
<input type="checkbox"/>	350	4,4	3,2	75	PH5	72	LSD3504475F72T
<input type="checkbox"/>	350	4,4	3,2	80	PH4	72	LSD3504480F72T
<input type="checkbox"/>	360	4,4	3,2	50	GIBEN	72	LSD3604450F72T
<input type="checkbox"/>	360	4,4	3,2	65	SELCO	72	LSD3604465F72T/A
<input type="checkbox"/>	370	4,4	3,2	30	SCHELLING	72	LSD3704430F72T
<input type="checkbox"/>	380	4,8	3,5	60	HOLZMA	72	LSD3804860F72T
<input type="checkbox"/>	400	4,4	3,2	30	2/10/60	72	LSD4004430F72T
<input type="checkbox"/>	400	4,4	3,2	60	ANTHON	72	LSD4004460F72T/B
<input type="checkbox"/>	400	4,4	3,2	75	GIBEN / HOMAG	72	LSD4004475F72T
<input type="checkbox"/>	400	4,4	3,2	80	PH4	72	LSD4004480F72T
<input type="checkbox"/>	400	4,8	3,5	60	HOLZMA	72	LSD4004860F72T
<input type="checkbox"/>	420	4,8	3,5	60	HOLZMA	72	LSD4204860F72T
<input type="checkbox"/>	430	4,4	3,2	75	GIBEN	72	LSD4304475F72T
<input type="checkbox"/>	430	4,4	3,2	80	PH4	72	LSD4304480F72T
<input type="checkbox"/>	450	4,4	3,2	30	SCHELLING	72	LSD4504430F72T
<input type="checkbox"/>	450	4,4	3,2	80	PH4	72	LSD4504480F72T
<input type="checkbox"/>	450	4,8	3,5	60	HOLZMA	72	LSD4504860F72T
<input type="checkbox"/>	450	4,8	3,5	80	PH4	72	LSD4504880F72T
<input type="checkbox"/>	460	4,4	3,2	30	SCHELLING	72	LSD4604430F72T
<input type="checkbox"/>	470	4,4	3,2	75	GIBEN	72	LSD4704475F72T
<input type="checkbox"/>	480	4,4	3,2	30	SCHELLING	72	LSD4804430F72T
<input type="checkbox"/>	480	4,8	3,5	60	HOLZMA	72	LSD4804860F72T
<input type="checkbox"/>	480	4,8	3,5	80	SELCO	72	LSD4804880F72T/A
<input type="checkbox"/>	500	4,8	3,5	60	HOLZMA	72	LSD5004860F72T
<input type="checkbox"/>	520	4,8	3,5	60	HOLZMA	60	LSD5204860F60T

SU RICHIESTA SI PRODUCONO LAME CON
ALTRE MISURE, AFFILATURE DIVERSE O SPECIALI E PCD CON H=4 E H=5
PER PREZZI VEDI PAG 113

ON REQUEST WE CAN PRODUCE CIRCULAR SAW BLADES
WITH OTHER MEASURES, SHARPENING OR OTHER SPECIAL PCD WITH H=4 AND H=5
FOR PRICE SEE PAGE 113

SUR DEMANDE ON PRODUIT DES LAMES AVEC D'AUTRES MESURES,
AFFÛTAGES DIFFÉRENTES OU SPÉCIAUX PCD AVEC H=4 ET H=5
POUR LES PRIX VOIR PAGE 113

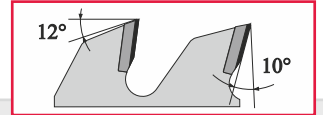
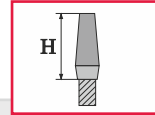
SU PREGUNTA PRODUCIMOS HOJAS DE SIERRA CON OTRAS
MEDIDAS, AFILADURAS DIFERENTES O ESPECIALES PCD CON H=4 Y H=5
POR LOS PRECIOS VER PÁGINA 113

I
M

2
3
0



LAMA INCISORE CONICO PER SEZIONATRICE PCD H=4 E H=6



GB Dividing scoring saw blade PCD

F Inciseur pour le débit de panneaux PCD

E Incisor para el despieceado de tableros PCD



D	B	b	d	•••	Z	COD
<input type="checkbox"/>	100	3,2/3,8	2,2	20		LCD100322020
<input type="checkbox"/>	120	3,2/3,8	2,2	20		LCD120322020
<input type="checkbox"/>	120	3,2/3,8	2,2	22		LCD120322220
<input type="checkbox"/>	125	3,2/3,8	2,2	20		LCD125322024
<input type="checkbox"/>	125	3,2/3,8	2,2	22		LCD125322224
<input type="checkbox"/>	160	4,4/5,0	3,2	45	GIBEN	LCD1604445F36
<input type="checkbox"/>	160	4,4/5,0	3,2	55	GABBIANI	LCD1604455F36
<input type="checkbox"/>	180	4,4/5,0	3,2	20		LCD180442036
<input type="checkbox"/>	180	4,4/5,0	3,2	45	HOLZMA	LCD180444536
<input type="checkbox"/>	180	4,8/5,4	3,5	45	HOLZMA	LCD180484536
<input type="checkbox"/>	180	5,8/6,4	4,0	20	ANTHON	LCD180582036/B
<input type="checkbox"/>	180	4,4/5,0	3,2	50	GIBEN	LCD1804450F44
<input type="checkbox"/>	200	4,4/5,0	3,2	20		LCD200442036
<input type="checkbox"/>	200	4,4/5,0	3,2	30	2/10/60	LCD2004430F36
<input type="checkbox"/>	200	4,4/5,0	3,2	45	HOLZMA	LCD200444536
<input type="checkbox"/>	200	4,4/5,0	3,2	65	SELCO	LCD2004465F36/A
<input type="checkbox"/>	200	4,8/5,4	3,5	45	HOLZMA	LCD200484536
<input type="checkbox"/>	200	4,8/5,4	3,5	65	SELCO	LCD2004865F36/A
<input type="checkbox"/>	200	5,0/5,6	3,5	20	SHELLING	LCD200502036
<input type="checkbox"/>	200	5,8/6,4	4,0	45	HOLZMA	LCD200584536
<input type="checkbox"/>	215	4,4/5,0	3,2	50	GIBEN	LCD2154450F42

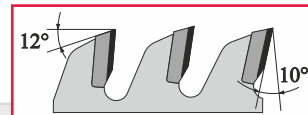
SU RICHIESTA SI PRODUCONO MISURE SPECIALI - PER PREZZI VEDI PAG. 113
 ON REQUEST WE PRODUCE SPECIAL MEASURES - FOR PRICE SEE PAGE 113
 SUR DEMANDE ON PRODUIT MESURES SPÉCIAUX - POUR LES PRIX VOIR PAGE 113
 A DEMANDA PRODUCIMOS MEDIDAS ESPECIALES - POR LOS PECIOS VER PAGINA 113

I
M

2
4
0




LAMA INCISORE REGOLABILE PER SEZIONATRICI CON ANELLI DI REGOLAZIONE IN PCD H=4 E H=6



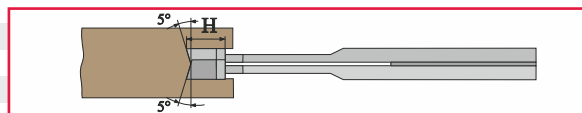
GB Adjustable dividing scoring saw blade complete with spacers PCD

F Inciseur a épaisseur réglable avec les bagues de réglage PCD

E Incisor regulable para despieceado de tableros con anillos de regulacion PCD



D	B	b	d	•••	Z	COD
<input type="checkbox"/> 80	2,8/3,6	2,2	20		10+10	LDD8028362010
<input type="checkbox"/> 100	2,8/3,6	2,2	20		10+10	LDD10028362010
<input type="checkbox"/> 100	2,8/3,6	2,2	22		10+10	LDD10028362210
<input type="checkbox"/> 120	2,8/3,6	2,2	20		12+12	LDD12028362012
<input type="checkbox"/> 120	2,8/3,6	2,2	22		12+12	LDD12028362212
<input type="checkbox"/> 125	2,8/3,6	2,2	20		12+12	LDD12528362012
<input type="checkbox"/> 125	2,8/3,6	2,2	22		12+12	LDD12528362212
<input type="checkbox"/> 125	4,0/5,0	2,2	45	GIBEN	18+18	LDD12540504518



INCISORE PER ATTACCO RAPIDO SENZA ANELLI
SCORING SAW BLADES ADJUSTMENT UNIT RAPIDO WITHOUT RINGS
INCISER POUR JONCTION RAPIDE SANS BAGUES
INCISOR PARA JUNTURA RÁPIDA SIN ANILLOS

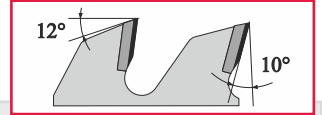
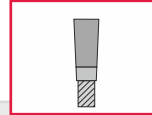
<input type="checkbox"/> 120	2,8/3,8	2,2	50+4	ALTENDORF	12+12	LDD120283850F12
<input type="checkbox"/> 120	2,8/3,6	2,2	50+4	GDA	12+12	LDD120283650F12/A
<input type="checkbox"/> 125	2,8/3,6	2,2	50+4	GDA	12+12	LDD125283650F12/A
<input type="checkbox"/> 125	4,0/5,0	2,2	20+4+1	GABBIANI	18+18	LDD125405020F18

I
M

2
5
0



LAMA INCISORE PER SQUARTATRICI E BORDATRICI IN PCD H=6



Scoring PCD H=6 saw blade for edge - working and dividing



Inciseur in PCD H=6 pour plaques déchantés et la mise à format de panneaux



Incisor en PCD H=6 para despieceado de tableros



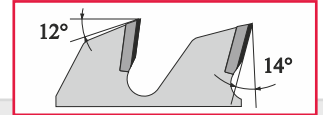
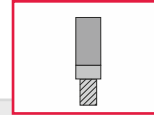
	D	B	b	d	●●●	Z	COD
<input type="checkbox"/>	125	3,2	2,2	20		20	LXD125322020
<input type="checkbox"/>	125	3,2	2,2	30		20	LXD125323020
<input type="checkbox"/>	150	3,2	2,2	30		24	LXD150323024
<input type="checkbox"/>	150	3,2	2,2	55		24	LXD150325524
<input type="checkbox"/>	150	3,2	2,2	60		24	LXD150326024
<input type="checkbox"/>	180	3,2	2,2	30		30	LXD180323030
<input type="checkbox"/>	180	3,2	2,2	40		30	LXD180324030
<input type="checkbox"/>	180	3,2	2,2	55		30	LXD180325530
<input type="checkbox"/>	180	3,2	2,2	50+3	LEUCO	36	LXD1803250F36
<input type="checkbox"/>	180	3,2	2,2	65+6	LEUCO	36	LXD1803265F36
<input type="checkbox"/>	200	3,2	2,2	30		36	LXD200323036
<input type="checkbox"/>	200	3,2	2,2	40		36	LXD200324036
<input type="checkbox"/>	200	3,2	2,2	55		36	LXD200325536
<input type="checkbox"/>	200	3,2	2,2	60		36	LXD200326036
<input type="checkbox"/>	200	3,2	2,2	70		36	LXD200327036
<input type="checkbox"/>	200	3,2	2,2	80		36	LXD200328036

I
M

2
5
5



LAME CIRCOLARI PER CANALI IN PCD H=4



Grooving circular
PCD H=4 saw blade



Scie circulaire in PCD H=4
puor blade



Hoja de sierra en PCD H=4
para ranurar



	D	B	b	d	Z	COD
<input type="checkbox"/>	125	2,5	1,8	30	10	LID125253010
<input type="checkbox"/>	125	3,0	2,0	30	10	LID125303010
<input type="checkbox"/>	125	4,0	2,8	30	10	LID125403010
<input type="checkbox"/>	125	5,0	4,0	30	10	LID125503010
<input type="checkbox"/>	125	6,0	5,0	30	10	LID125603010
<input type="checkbox"/>	125	8,0	6,0	30	10	LID125803010
<input type="checkbox"/>	125	10,0	6,0	30	10	LID1251003010
<input type="checkbox"/>	150	2,5	1,8	30	12	LID150253012
<input type="checkbox"/>	150	3,0	2,0	30	12	LID150303012
<input type="checkbox"/>	150	4,0	2,8	30	12	LID150403012
<input type="checkbox"/>	150	5,0	4,0	30	12	LID150503012
<input type="checkbox"/>	150	6,0	5,0	30	12	LID150603012
<input type="checkbox"/>	150	8,0	6,0	30	12	LID150803012
<input type="checkbox"/>	150	10,0	6,0	30	12	LID1501003012
<input type="checkbox"/>	200	3,0	2,0	30	16	LID200303016
<input type="checkbox"/>	200	4,0	2,8	30	16	LID200403016
<input type="checkbox"/>	200	5,0	4,0	30	16	LID200503016
<input type="checkbox"/>	200	6,0	5,0	30	16	LID200603016
<input type="checkbox"/>	200	8,0	6,0	30	16	LID200803016
<input type="checkbox"/>	200	10,0	6,0	30	16	LID2001003016

I
M

2
6
0




LAME CIRCOLARI IN PCD PER TAGLIO MATERIALI ABRASIVI COME FIBRACIMENTO, ETERNIT, CARTONGESSO

(GB) PCD circular saw blades for the cutting of abrasive material, like cement fiber, eternit, plasterboards

(F) Lames circulaires en PCD pour la coupe de matérielles abrasifs comme fibre de ciment, eternit, placoplatre

(E) Hojas de sierra en PCD para el corte de materiales abrasivos como fibra de cemento, eternit, placas de yeso



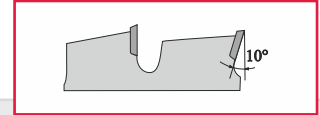
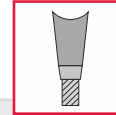
D	B	b	d	●●●	Z	COD
<input type="checkbox"/> 160	2,4	1,6	20	2/6/32	4	LXD1602420F4
<input type="checkbox"/> 160	2,4	1,6	20	2/6/32	8	LXD1602420F8
<input type="checkbox"/> 190	2,4	1,6	20	2/6/32	4	LXD1902420F4
<input type="checkbox"/> 190	2,4	1,6	20	6/6/32	8	LXD1902420F8
<input type="checkbox"/> 200	2,4	1,6	30	2/7/42	4	LXD2002430F4
<input type="checkbox"/> 200	2,4	1,6	30	2/7/42	8	LXD2002430F8
<input type="checkbox"/> 216	2,4	1,6	30		8	LXD21624308
<input type="checkbox"/> 216	2,4	1,6	30		12	LXD216243012
<input type="checkbox"/> 230	2,4	1,6	30	2/7/42	6	LXD2302430F6
<input type="checkbox"/> 230	2,4	1,6	30	2/7/42	12	LXD2302430F12
<input type="checkbox"/> 250	2,4	1,6	30	PH2	6	LXD2502430F6
<input type="checkbox"/> 250	2,4	1,6	30	PH2	12	LXD2502430F12
<input type="checkbox"/> 300	2,4	1,6	30	PH2	12	LXD3002430F12
<input type="checkbox"/> 300	2,4	1,6	30	PH2	20	LXD3002430F20

I
M

2
6
5



LAMA CIRCOLARE PER SEZIONATURA CON OTTIMA FINITURA IN PCD H=3



Circular saw blade for
seizing with excellent
finishing in PCD H=3



Lame circulaire pour
décanpage avec finition
excellente en PCD H=3



Hoja de sierra para
dimensionamento con
acabado excelente de PCD H=3



	D	B	b	d	●●●	Z	COD
<input type="checkbox"/>	160	2,2	1,6	20	2/6/32	20	LXD1602220F20
<input type="checkbox"/>	190	2,5	2,0	30	2/7/42	24	LXD1902530F24
<input type="checkbox"/>	200	2,5	2,0	30	2/7/42	24	LXD2002530F24
<input type="checkbox"/>	216	2,5	2,0	30	PH2	30	LXD2162530F30
<input type="checkbox"/>	220	2,5	2,0	30	PH2	30	LXD2202530F30
<input type="checkbox"/>	250	2,5	2,0	30	PH2	36	LXD2502530F36
<input type="checkbox"/>	300	2,5	2,0	30	PH2	44	LXD3002530F44

SU RICHIESTA SI PRODUCONO MISURE SPECIALI
ON REQUEST WE PRODUCE SPECIAL MEASURES
SUR DEMANDE ON PRODUIT MESURES SPÉCIAUX
A DEMANDA PRODUCIMOS MEDIDAS ESPECIALES

LAMA CIRCOLARE PER GIUNZIONI LAMELLO P-SYSTEM IN PCD



PCD circular saw blade for Lamello joints P-System



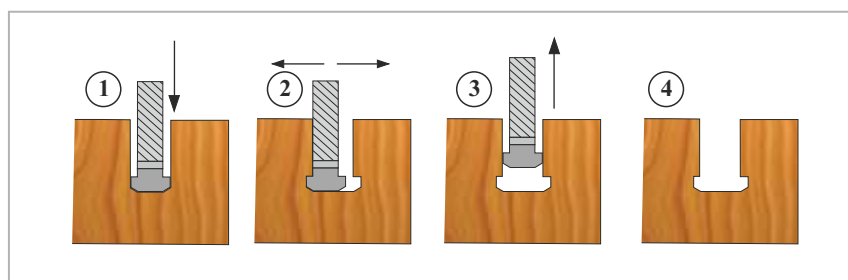
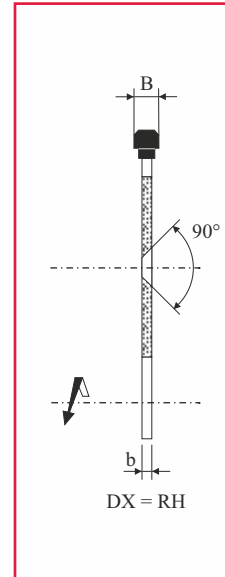

Scie circulaire in PCD pour joints Lamello P-System



Hoja circular en PCD para articulaciones Lamello P-System



	D	B	b	d	●●●	Z	COD
△	100,4	7,0	4,0	22	4/4,5/36	3	LXD10047022F3
△	100,4	7,0	4,0	30	4/6,6/48	3	LXD10047030F3
□	100,4	7,0	4,0	22	4/4,5/36	6	LXD10047022F6
□	100,4	7,0	4,0	30	4/6,6/48	6	LXD10047030F6




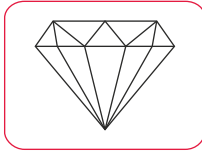
LAME CIRCOLARI IN DIAMANTE PCD

GB Circular saw blade in PCD

F Scie circulaire in PCD

E Hoja de sierra in PCD

2
9
0



LAMA PRINCIPALE / MAIN SAWBLADE

INCISORE CONICO / CONIC SCORER

B	H=4mm	H=5mm	H=6mm
3.2			
3.5			
3.8			
4.0			
4.2			
4.4			
4.6			
4.8			
5.0			
5.2			
5.4			
5.6			
5.8			
6.0			

ESEMPIO: 300x3,2x30 Z=60 H=4

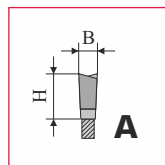
MINIMO Z=24 / MINIMUM Z=24
DIAMETRO MASSIMO 500 / MAXIMUM DIAMETER 500

B	H=4mm	B	H=6mm
3.2/3.8		3.2/4.0	
3.5/4.0		3.5/4.5	
3.8/4.4		3.8/4.8	
4.0/4.6		4.0/5.0	
4.2/4.8		4.2/5.2	
4.4/5.0		4.4/5.4	
4.6/5.2		4.6/5.6	
4.8/5.4		4.8/5.8	
5.0/5.6		5.0/6.0	
5.2/5.8		5.2/6.2	
5.4/6.0		5.4/6.4	
5.6/6.2		5.6/6.6	
5.8/6.4		5.8/6.8	

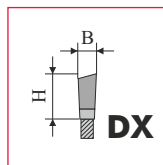
ESEMPIO: 180x4,4/5,4x45 Z=24 H=6

MINIMO Z=24 / MINIMUM Z=24

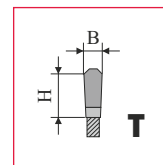
FORMA DEI TAGLIANTI / TEETH FORM



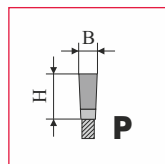
Dente alternato
Alternate bevel tooth
Denture alternée
Diente alterno



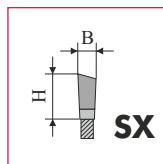
Dente destro
Tooth with right-hand bevels
Denture blaise à droite
Diente biselados a la derecha



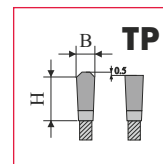
Dente trapezoidale
Trapezoidal tooth
Denture trapézoïdale
Diente trapezoidal



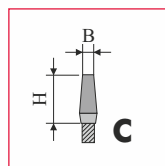
Dente piano
Flat tooth
Denture plate
Diente recto



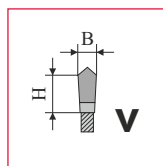
Dente sinistro
Tooth with left-hand bevels
Denture blaise à gauche
Diente biselados a la izquierda



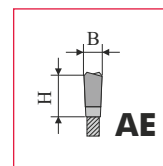
Dente trapezio-piano
Trapezoidal-flat tooth
Denture trapézoïdale-plate
Diente trapezoidal-recto



Dente conico
Conical tooth
Denture conique
Diente conico



Dente a punta
Pointed tooth
Denture pointue
Diente en punta



Dente alternato - sbozzatore
Alternate - triple - chip tooth
Denture alternée-trapézoïdale
Diente alterno-trapezoidal

ARTICOLI CONSIGLIATI

ADVISED ARTICLES

ARTICLES CONSEILLES

HERRAMIENTAS ACONSEJADOS

	PU 660	PU 661	PU 662	PU 663	PU 664	PU 665	PU 666	PU 667	PU 679
LEGNO TENERO SOFT WOOD BOIS TENDRES MADERAS BLAN									
LEGNO DURO HARD WOOD BOIS DURS MADERAS DURAS									
TRUCIOLARE CHIPBOARD PANNEAUX DE PARTICULES AGLOMERADO									
MDF/HDF									
MDF/HDF LAMINATO MDF/HDF LAMINATED MDF/HDF LAMINÉ MDF/HDF LAMINADO									
MDF/HDF BILAMINATO MDF/HDF BILAMINATE MDF/HDF BILAMINATE MDF/HDF BILAMINADAS									
MULTISTRATO PLYWOOD BOIS CONTRE-PLAQUÉS CONTRACHAPADOS									
CORIAN									
TRESPA									
PASTICA PLASTIC PLASTIQUE PLÁSTICO									

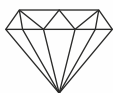
● Possibile / Possible / Possible / Possible ●● Buono / Good / Bon / Bueno ●●● Ottimo / Excellent / Excellent / Optimo

P
U

6
6
0

GDA
High-tech tools

PUNTE IN DIAMANTE PER PANTOGRAFO



DIAMANTE/PCD
H=3 Z=1+1



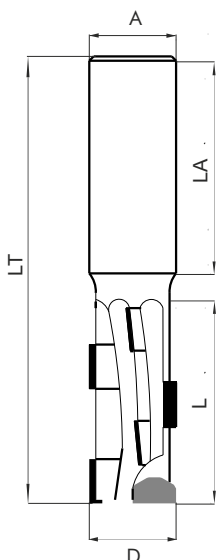
Diamond
router bit



Meche a defoncer
avec diamant



Broca para fresadora
con diamante



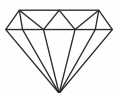
D	L	LT	AxLA	N DIA	DX-RH	SX-LH
8	27	75	12x40	3+1 PCD	PD080273D	PD080273S
10	27	75	12x40	3+1 PCD	PD100273D	PD100273S
12	27	75	12x40	3+1 PCD	PD120273D	PD120273S
12	36	84	12x40	4+1 PCD	PD120364D	PD120364S
16	27	77	12x40	3+1 HM	PD160273D	PD160273S
16	36	95	16x50	4+1 HM	PD160364D	PD160364S
18	27	87	20x50	3+1 HM	PD180273D	PD180273S
18	36	95	20x50	4+1 HM	PD180364D	PD180364S
18	45	105	20x50	5+1 HM	PD180455D	PD180455S
20	27	87	20x50	3+1 HM	PD200273D	PD200273S
20	36	95	20x50	4+1 HM	PD200364D	PD200364S
20	45	105	20x50	5+1 HM	PD200455D	PD200455S
20	53	113	20x50	6+1 HM	PD200536D	PD200536S
20	61	121	20x50	7+1 HM	PD200617D	PD200617S
22	70	130	20x50	8+1 HM	PD220708D	PD220708S

P
U

6
6
1

GDA
High-tech tools

PUNTE IN DIAMANTE PER CANALI



DIAMANTE/PCD
H=3 Z=1/Z=2



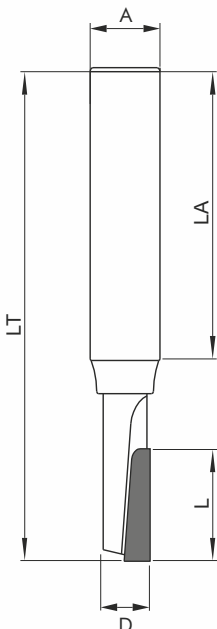
Diamond
channel bit



Meche pour canaux
avec diamant



Broca para canales
con diamante



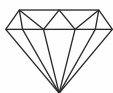
D	L	LT	AxLA	N DIA	DX-RH	SX-LH
5	10	60	6x40	1	PD050101D	PD050101S
6	12	62	6x40	1	PD060121D	PD060121S
8	12	62	8x40	1	PD080121D	PD080121S
8	15	65	8x40	1	PD080151D	PD080151S
10	15	65	10x40	1	PD100151D	PD100151S
10	20	70	10x40	1	PD100201D	PD100201S
12	20	70	12x40	1	PD120201D	PD120201S
8	12	62	8x40	2	PD080122D	PD080122S
8	15	62	8x40	2	PD080152D	PD080152S
10	15	65	10x40	2	PD100152D	PD100152S
10	20	70	10x40	2	PD100202D	PD100202S
12	20	70	12x40	2	PD120202D	PD120202S
Corpo = HM/HW						
Body = HM/HW						
Corp = HM/HW						
Cuerpo = HM/HW						

P
U

6
6
2



PUNTE IN DIAMANTE PER PANTOGRAFO

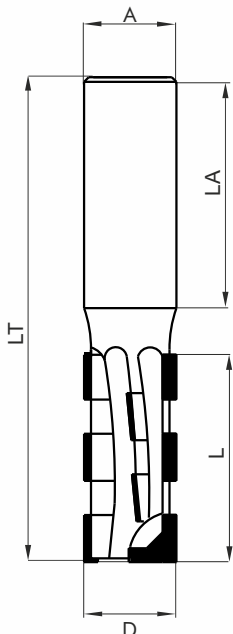


DIAMANTE/PCD
H=3 Z=2+1

GB Diamond router bit

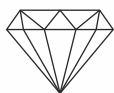
F Meche a defoncer avec diamant

E Broca para fresadora con diamante



D	L	LT	AxLA	N DIA	DX-RH	SX-LH
12	27	75	12x40	4+1 PCD	PD120274D	PD120274S
16	27	87	16x50	6+1 PCD	PD160276D	PD160276S
16	36	96	16x50	8+1 PCD	PD160368D	PD160368S
18	27	87	20x50	6+1 PCD	PD180276D	PD180276S
18	36	96	20x50	8+1 PCD	PD180368D	PD180368S
18	45	105	20x50	10+1 PCD	PD1804510D	PD1804510S
20	27	87	20x50	6+1 PCD	PD200276D	PD200276S
20	36	96	20x50	8+1 PCD	PD200368D	PD200368S
20	45	105	20x50	10+1 PCD	PD2004510D	PD2004510S
20	53	113	20x50	12+1 PCD	PD2005312D	PD2005312S
20	62	122	20x50	14+1 PCD	PD2006214D	PD2006214S
22	70	130	20x50	16+1 PCD	PD2207016D	PD2207016S

PUNTE IN DIAMANTE PER PANTOGRAFO-NESTING

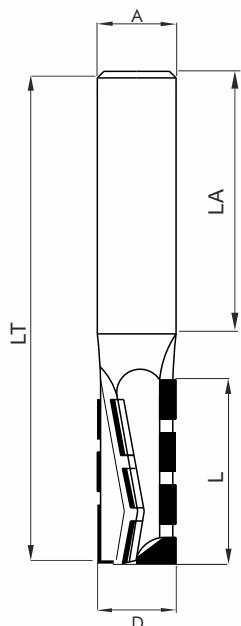


DIAMANTE/PCD
H=3 Z=3+1

GB Diamond router bit-*nesting*

F Meche a defoncer avec diamant-*nesting*

E Broca para fresadora con diamante-*nesting*



D	L	LT	AxLA	N DIA	DX-RH	SX-LH
10	20	70	10x40	8+1 PCD	PD100208D	PD100208S
12	20	70	12x40	8+1 PCD	PD120208D	PD120208S
12	27	75	12x40	10+1 PCD	PD1202710D	PD1202710S
12	30	80	12x40	11+1 PCD	PD1203011D	PD1203011S
12	35	85	12x40	13+1 PCD	PD1203513D	PD1203513S

PUNTA PER NESTING - CORPO IN ACCIAIO DENSIMET
BIT FOR NESTING - BODY IN DENSIMET STEEL
MECHE POUR LE PROCEDE NESTING - CORP ACIER DENSIMET
BROCA POR NESTING - CUERPO IN ACERO DENSIMET

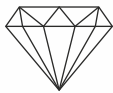


P
U

6
6
4

GDA
High-tech tools

PUNTE IN DIAMANTE PER PANTOGRAFO

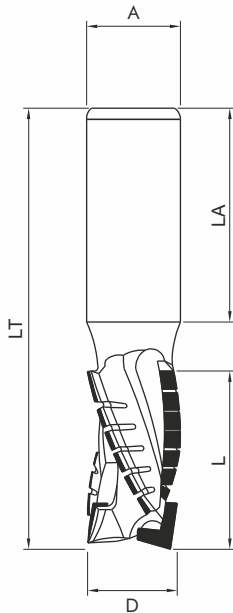


DIAMANTE/PCD
H=4 Z=2+2

GB Diamond router bit

F Meche a defoncer avec diamant

E Broca para fresadora con diamante



D	L	LT	AxLA	N DIA	DX-RH	SX-LH
20	25	85	20x50	10+2 PCD	PD2002510D	PD2002510S
20	31	91	20x50	12+2 PCD	PD2003112D	PD2003112S
20	37	97	20x50	16+2 PCD	PD2003716D	PD2003716S
20	43	103	20x50	18+2 PCD	PD2004318D	PD2004318S
22	31	91	20x50	12+2 PCD	PD2203112D	PD2203112S
22	37	97	20x50	16+2 PCD	PD2203716D	PD2203716S
22	43	103	20x50	18+2 PCD	PD2204318D	PD2204318S
25	49	109	20x50	16+2 PCD	PD2504916D	PD2504916S
25	49	114	25x55	16+2 PCD	PD2504916D1	PD2504916S1
25	55	120	25x55	18+2 PCD	PD2505518D	PD2505518S
25	61	126	25x55	20+2 PCD	PD2506120D	PD2506120S
25	67	132	25x55	22+2 PCD	PD2506722D	PD2506722S

P
U

6
6
5

GDA
High-tech tools

PUNTE IN DIAMANTE PER PANTOGRAFO

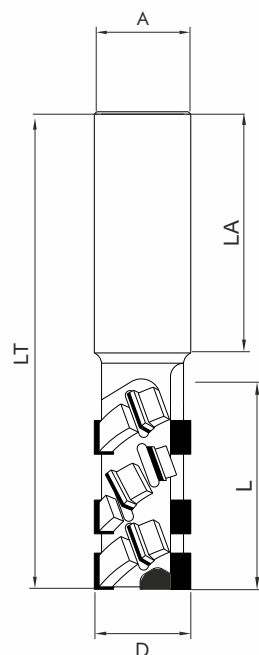


DIAMANTE/PCD
H=4 Z=2+1

GB Diamond router bit

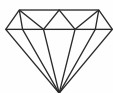
F Meche a defoncer avec diamant

E Broca para fresadora con diamante



D	L	LT	AxLA	N DIA	DX-RH	SX-LH
20	28	88	20x50	10+1 PCD	PD2002810D	PD2002810S
20	33	93	20x50	12+1 PCD	PD2003312D	PD2003312S
20	39	99	20x50	14+1 PCD	PD2003914D	PD2003914S
20	45	105	20x50	16+1 PCD	PD2004516D	PD2004516S
22	50	110	20x50	18+1 PCD	PD2205018D	PD2205018S
22	55	115	20x50	20+1 PCD	PD2205520D	PD2205520S
22	61	121	20x50	22+1 PCD	PD2206122D	PD2206122S
25	50	115	25x55	18+1 PCD	PD2505018D	PD2505018S
25	55	120	25x55	20+1 PCD	PD2505520D	PD2505520S
25	61	126	25x55	22+1 PCD	PD2506122D	PD2506122S

PUNTE IN DIAMANTE PER PANTOGRAFO

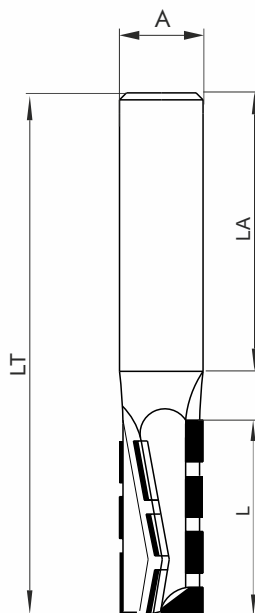


DIAMANTE/PCD
H=4 Z=3+1

GB Diamond router bit

F Meche a defoncer avec diamant

E Broca para fresadora con diamante



D	L	LT	AxLA	N DIA	DX-RH	SX-LH
16	25	85	16x50	9+1 PCD	PD160259D	PD160259S
16	30	90	16x50	11+1 PCD	PD1603011D	PD1603011S
16	35	95	16x50	13+1 PCD	PD1603513D	PD1603513S
16	40	100	16x50	15+1 PCD	PD1604015D	PD1604015S
20	30	90	20x50	11+1 PCD	PD2003011D	PD2003011S
20	35	95	20x50	13+1 PCD	PD2003513D	PD2003513S
20	40	100	20x50	15+1 PCD	PD2004015D	PD2004015S
20	45	105	20x50	17+1 PCD	PD2004517D	PD2004517S
20	50	110	20x50	19+1 PCD	PD2005019D	PD2005019S
20	55	115	20x50	21+1 PCD	PD2005521D	PD2005521S
20	60	120	20x50	23+1 PCD	PD2006023D	PD2006023S
20	65	125	20x50	25+1 PCD	PD2006525D	PD2006525S
22	70	130	20x50	27+1 PCD	PD2207027D	PD2207027S
22	75	135	20x50	29+1 PCD	PD2207529D	PD2207529S
25	45	110	25x55	17+1 PCD	PD2504517D	PD2504517S
25	50	115	25x55	19+1 PCD	PD2505019D	PD2505019S
25	55	120	25x55	21+1 PCD	PD2505521D	PD2505521S
25	60	125	25x55	23+1 PCD	PD2506023D	PD2506023S
25	65	130	25x55	25+1 PCD	PD2506525D	PD2506525S
25	70	135	25x55	27+1 PCD	PD2507027D	PD2507027S
25	75	140	25x55	29+1 PCD	PD2507529D	PD2507529S
25	80	145	25x55	31+1 PCD	PD2508031D	PD2508031S

PUNTE IN DIAMANTE PER PANTOGRAFO



DIAMANTE/PCD
H=5 Z=3+1



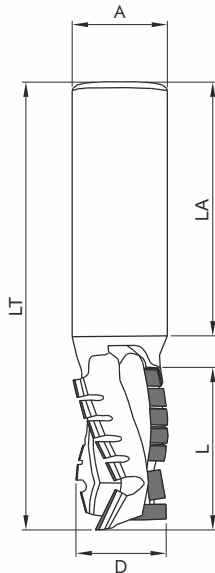
Diamond router bit



Meche a defoncer avec diamant



Broca para fresadora con diamante



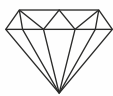
D	L	LT	AxLA	N DIA	DX-RH	SX-LH
20	35	95	20x50	15+1 PCD	PD2003515D	PD2003515S
20	40	100	20x50	18+1 PCD	PD2004018D	PD2004018S
20	45	105	20x50	20+1 PCD	PD2004520D	PD2004520S
20	50	110	20x50	21+1 PCD	PD2005021D	PD2005021S
20	55	115	20x50	24+1 PCD	PD2005524D	PD2005524S
20	60	120	20x50	27+1 PCD	PD2006027D	PD2006027S
22	40	100	20x50	18+1 PCD	PD2204018D	PD2204018S
22	45	105	20x50	20+1 PCD	PD2204520D	PD2204520S
22	50	110	20x50	21+1 PCD	PD2205021D	PD2205021S
22	55	115	20x50	24+1 PCD	PD2205524D	PD2205524S
22	60	120	20x50	27+1 PCD	PD2206027D	PD2206027S
22	65	125	20x50	29+1 PCD	PD2206529D	PD2206529S
25	45	110	25x55	20+1 PCD	PD2504520D	PD2504520S
25	50	115	25x55	21+1 PCD	PD2505021D	PD2505021S
25	55	120	25x55	24+1 PCD	PD2505524D	PD2505524S
25	60	125	25x55	27+1 PCD	PD2506027D	PD2506027S
25	65	130	25x55	29+1 PCD	PD2506529D	PD2506529S
25	70	135	25x55	30+1 PCD	PD2507030D	PD2507030S
25	75	140	25x55	33+1 PCD	PD2507533D	PD2507533S
25	80	145	25x55	36+1 PCD	PD2508036D	PD2508036S

P
U

6
6
8

GDA
High-tech tools

PUNTE IN DIAMANTE PER FORI CIECHI



DIAMANTE/PCD
H=4 Z=2



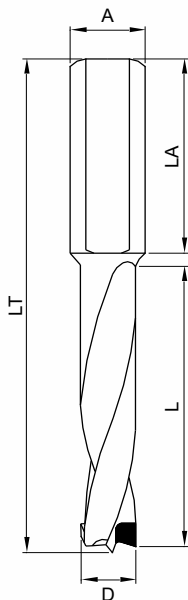
Diamond
dowell drill bits



Meche a percer
avec diamant



Broca para agujero
ciego con diamante



D	L	LT	AxLA	N DIA	DX-RH	SX-LH
5	28	57,5	10x20	2	PD050282D	PD050282S
5	40	70	10x30	2	PD050402D	PD050402S
6	28	57,5	10x20	2	PD060282D	PD060282S
6	40	70	10x30	2	PD060402D	PD060402S
7	28	57,5	10x20	2	PD070282D	PD070282S
7	40	70	10x30	2	PD070402D	PD070402S
8	28	57,5	10x20	2	PD080282D	PD080282S
8	40	70	10x30	2	PD080402D	PD080402S
9	28	57,5	10x20	2	PD090282D	PD090282S
9	40	70	10x30	2	PD090402D	PD090402S
10	28	57,5	10x20	2	PD100282D	PD100282S
10	40	70	10x30	2	PD100402D	PD100402S
11	28	57,5	10x20	2	PD110282D	PD110282S
11	40	70	10x30	2	PD110402D	PD110402S
12	28	57,5	10x20	2	PD120282D	PD120282S
12	40	70	10x30	2	PD120402D	PD120402S

PUNTE IN DIAMANTE PER FORI PASSANTI



DIAMANTE/PCD
H=4 Z=1/Z=2



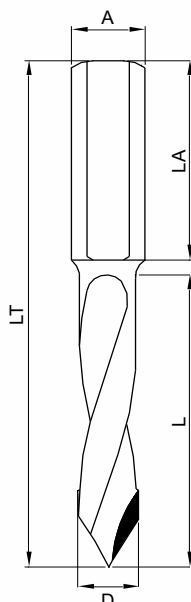
Dia trough
bore drill bit



Meche a percer
avec diamant



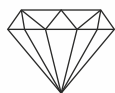
Broca para agujero
pasante con diamante



D	L	LT	AxLA	N DIA	DX-RH	SX-LH
5	28	57,5	10x20	1	PD050281D/1	PD050281S/1
5	40	70	10x30	1	PD050401D/1	PD050401S/1
6	28	57,5	10x20	1	PD060281D/1	PD060281S/1
6	40	70	10x30	1	PD060401D/1	PD060401S/1
7	28	57,5	10x20	2	PD070282D/1	PD070282S/1
7	40	70	10x30	2	PD070402D/1	PD070402S/1
8	28	57,5	10x20	2	PD080282D/1	PD080282S/1
8	40	70	10x30	2	PD080402D/1	PD080402S/1
9	28	57,5	10x20	2	PD090282D/1	PD090282S/1
9	40	70	10x30	2	PD090402D/1	PD090402S/1
10	28	57,5	10x20	2	PD100282D/1	PD100282S/1
10	40	70	10x30	2	PD100402D/1	PD100402S/1
11	28	57,5	10x20	2	PD110282D/1	PD110282S/1
11	40	70	10x30	2	PD110402D/1	PD110402S/1
12	28	57,5	10x20	2	PD120282D/1	PD120282S/1
12	40	70	10x30	2	PD120402D/1	PD120402S/1

GDA
High-tech tools

PUNTE IN DIAMANTE PER CERNIERE



DIAMANTE/PCD
H=4 Z=2+2



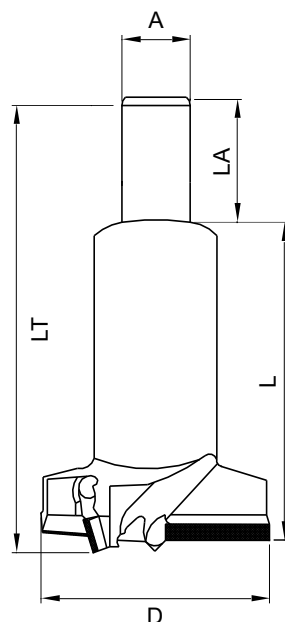
Hinge diamond boring bit



Meche a percer avec diamant

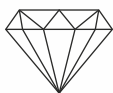


Broca para herrajes con diamante



D	L	LT	AxLA	N DIA	DX-RH	SX-LH
14	28	57,5	10x26	4	PD140284D	PD140284S
14	40	70	10x26	4	PD140404D	PD140404S
15	28	57,5	10x26	4	PD150284D	PD150284S
15	40	70	10x26	4	PD150404D	PD150404S
16	28	57,5	10x26	4	PD160284D	PD160284S
16	40	70	10x26	4	PD160404D	PD160404S
17	28	57,5	10x26	4	PD170284D	PD170284S
17	40	70	10x26	4	PD170404D	PD170404S
18	28	57,5	10x26	4	PD180284D	PD180284S
18	40	70	10x26	4	PD180404D	PD180404S
20	28	57,5	10x26	4	PD200284D	PD200284S
20	40	70	10x26	4	PD200404D	PD200404S
22	28	57,5	10x26	4	PD220284D	PD220284S
22	40	70	10x26	4	PD220404D	PD220404S
24	28	57,5	10x26	4	PD240284D	PD240284S
24	40	70	10x26	4	PD240404D	PD240404S
25	28	57,5	10x26	4	PD250284D	PD250284S
25	40	70	10x26	4	PD250404D	PD250404S
26	28	57,5	10x26	4	PD260284D	PD260284S
26	40	70	10x26	4	PD260404D	PD260404S
28	28	57,5	10x26	4	PD280284D	PD280284S
28	40	70	10x26	4	PD280404D	PD280404S
30	28	57,5	10x26	4	PD300284D	PD300284S
30	40	70	10x26	4	PD300404D	PD300404S
35	28	57,5	10x26	4	PD350284D	PD350284S
35	40	70	10x26	4	PD350404D	PD350404S

PUNTE IN DIAMANTE PER PANTOGRAFO



DIAMANTE/PCD
H=4 Z=3+3/Z=4+4



Diamond
routert bit



Meche a defoncer
avec diamant

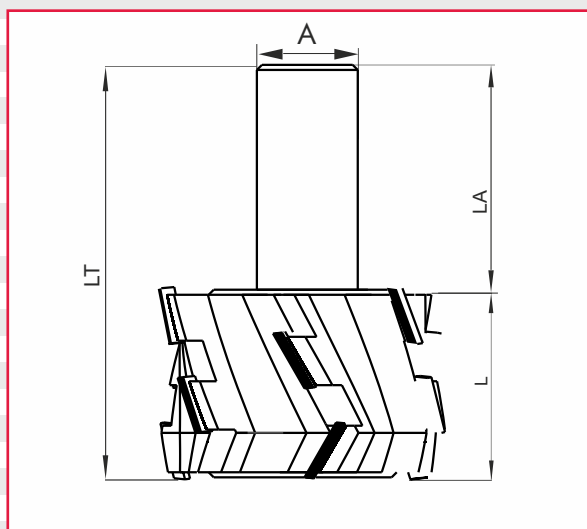


Broca para fresadora
con diamante

D	L	LT	AxLA	N DIA	DX-RH	SX-LH
Z = 3+3						
50	23	93	25x55	9	PD500239D	PD500239S
50	28	93	25x55	16	PD5002816D	PD5002816S
50	38	103	25x55	24	PD5003824D	PD5003824S
60	23	88	25x55	9	PD600239D	PD600239S
60	28	93	25x55	16	PD6002816D	PD6002816S
60	38	103	25x55	24	PD6003824D	PD6003824S

Z = 4+4						
50	23	88	25x55	12	PD5002312D	PD5002312S
50	28	93	25x55	16	PD5002816D	PD5002816S
50	38	103	25x55	24	PD5003824D	PD5003824S
60	23	88	25x55	12	PD6002612D	PD6002612S
60	28	93	25x55	16	PD6002816D	PD6002816S
60	38	103	25x55	24	PD6003824D	PD6003824S
60	50	115	25x55	32	PD6005032D	PD6005032S

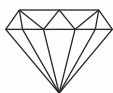
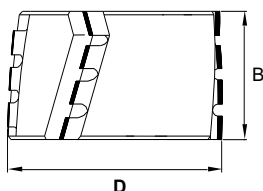
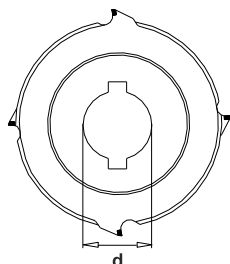
SOLO PER CONTORNARE
ONLY FOR CONTOUR
QUE POUR LES CONTOURNER
ES SOLO PARA CONTORNEAR



FR

671

FRESE IN DIAMANTE AD ELICA PER RETTIFICARE

DIAMANTE/PCD
H=3 Z=2+2Jointing cutter
in diamond
with helicoidalFraise à calibrer
à hélice
en diamantAntiastilla
de hélice
en diamante

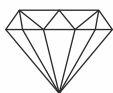
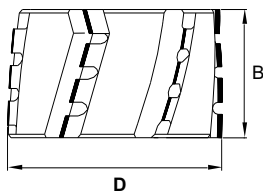
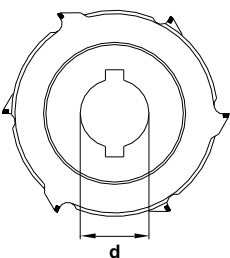
D	B	d/	N. DIA	DX-RH	SX-LH
60	65	25+2KW	16	FD606525K16D	FD606525K16S
80	40	30+2KW	12	FD804030K12D	FD804030K12S
80	50	30+2KW	12	FD805030K12D	FD805030K12S
80	65	30+2KW	16	FD806530K16D	FD806530K16S
100	40	30+2KW	12	FD1004030K12D	FD1004030K12S
100	50	30+2KW	12	FD1005030K12D	FD1005030K12S
100	65	30+2KW	16	FD1006530K16D	FD1006530K16S
125	40	30+2KW	12	FD1254030K12D	FD1254030K12S
125	50	30+2KW	12	FD1255030K12D	FD1255030K12S
125	65	30+2KW	16	FD1256530K16D	FD1256530K16S

GDA
High-tech tools

FR

672

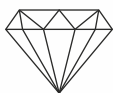
FRESE IN DIAMANTE AD ELICA PER RETTIFICARE

DIAMANTE/PCD
H=3 Z=3+3Jointing cutter
in diamond
with helicoidalFraise à calibrer
à hélice
en diamantAntiastilla
de hélice
en diamante

D	B	d/	N. DIA	DX-RH	SX-LH
60	65	25+2KW	24	FD606525K24D	FD606525K24S
80	40	30+2KW	15	FD804030K15D	FD804030K15S
80	50	30+2KW	18	FD805030K18D	FD805030K18S
80	65	30+2KW	24	FD806530K24D	FD806530K24S
100	40	30+2KW	15	FD1004030K15D	FD1004030K15S
100	50	30+2KW	18	FD1005030K18D	FD1005030K18S
100	65	30+2KW	24	FD1006530K24D	FD1006530K24S
125	40	30+2KW	15	FD1254030K15D	FD1254030K15S
125	50	30+2KW	18	FD1255030K18D	FD1255030K18S
125	65	30+2KW	24	FD1256530K24D	FD1256530K24S
150	45	30+2KW	18	FD1504530K18D	FD1504530K18S
150	65	30+2KW	24	FD1506530K24D	FD1506530K24S

GDA
High-tech tools

FRESE IN DIAMANTE AD ELICA PER RETTIFICARE



DIAMANTE/PCD
H=5 Z=3+3



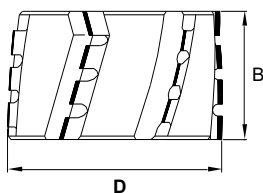
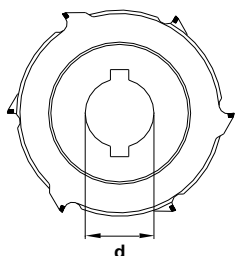
Jointing cutter
in diamond
with helicoidal



Fraise à calibrer
à hélice
en diamant

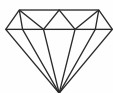


Antiastilla
de hélice
en diamante



D	B	d/	N. DIA	DX-RH	SX-LH
60	65	25+2KW	24	FD606525K24D/1	FD606525K24S/1
80	40	30+2KW	15	FD804030K15D/1	FD804030K15S/1
80	50	30+2KW	18	FD805030K18D/1	FD805030K18S/1
80	65	30+2KW	24	FD806530K24D/1	FD806530K24S/1
100	40	30+2KW	15	FD1004030K15D/1	FD1004030K15S/1
100	50	30+2KW	18	FD1005030K18D/1	FD1005030K18S/1
100	65	30+2KW	24	FD1006530K24D/1	FD1006530K24S/1
125	40	30+2KW	15	FD1254030K15D/1	FD1254030K15S/1
125	50	30+2KW	18	FD1255030K18D/1	FD1255030K18S/1
125	65	30+2KW	24	FD1256530K24D/1	FD1256530K24S/1
150	45	30+2KW	18	FD1504530K18D/1	FD1504530K18S/1
150	65	30+2KW	24	FD1506530K24D/1	FD1506530K24S/1

FRESE IN DIAMANTE REGOLABILI PER RETTIFICARE



DIAMANTE/PCD
H=4 AS=30°



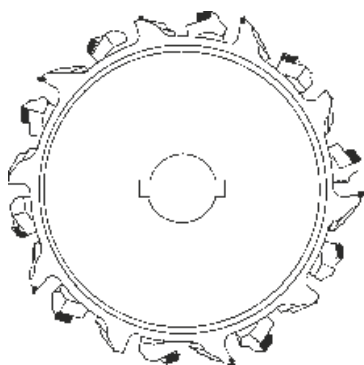
Adjustable
jointing cutters
in diamond



Fraise réglable
en diamant
pour rectifier



Antiastillas ajustable
en diamante
por rectificar

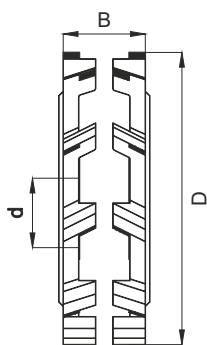


Fresa in diamante PCD per rettificare, composta da due elementi regolabili tramite spessori, adatta per lavorazioni di pannelli truciolari, nobilitati, rivestiti, laminati, impiallacciati, M.D.F., utilizzabile su macchine squadratrici. Ottima finitura, bassa rumorosità.

Adjustable jointing cutter in diamond PCD, made in two pieces adjustable by spacer rings, suitable for working on chipboard panels, coated, laminated, veneered, M.D.F., it can be used on squaring and edgbanding machines. Excellent finishing, low noisiness.

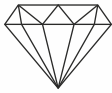
Fraise en diamant PCD pour rectifier, composée de deux pièces réglables à travers des cales, indiquée pour les travaux des panneaux de copeaux, revêtus, recouverts, laminés, plaqués et pour les panneaux de fibres à densité moyenne (ou M.D.F.), utilisable sur des machines pour l'équarrissage. Finition excellente, bruit faible.

Antiastilla extensible en diamante PCD, compuesta de dos cuerpos regulables por medio de anillos, adecuado para trabajar en paneles de aglomerados revestidos, laminados, chapados, D.M., utilizable en máquinas para escuadrar y chapar. Óptimo acabado, baja rumorosidad.



D	B	d/	N. DIA	Z	COD
100	22-40	30+2KW	12	3+3	FD100224030K12
120	22-40	30+2KW	12	3+3	FD120224030K12
150	22-40	30+2KW	12	3+3	FD150224030K12
100	22-40	30+2KW	16	4+4	FD100224030K16
120	22-40	30+2KW	16	4+4	FD120224030K16
150	22-40	30+2KW	16	4+4	FD150224030K16
200	22-40	40+2KW	16	4+4	FD200224040K16
200	30-58	40+2KW	16	4+4	FD200305840K16
150	22-40	30+2KW	20	5+5	FD150224030K20
200	22-40	40+2KW	20	5+5	FD200224040K20
200	30-58	40+2KW	20	5+5	FD200385840K20
200	22-40	40+2KW	24	6+6	FD200224040K24
200	30-58	40+2KW	24	6+6	FD200305840K24
200	35-68	40+2KW	36	6+6	FD200356840K36
220	22-40	40+2KW	32	8+8	FD220224040K32
220	30-58	40+2KW	32	8+8	FD220305840K32
220	35-68	40+2KW	48	8+8	FD220356840K48

FRESE IN DIAMANTE REGOLABILI PER RETTIFICARE



DIAMANTE/PCD
H=6 AS=54°



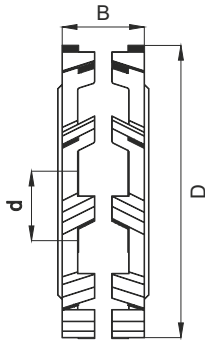
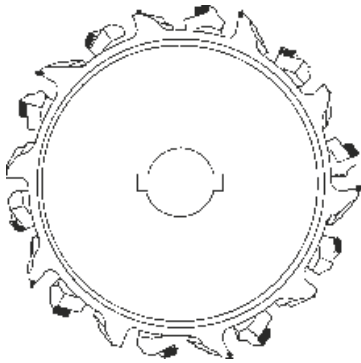
Adjustable
jointing cutters
in diamond



Fraise réglable
en diamant
pour rectifier

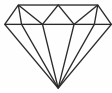
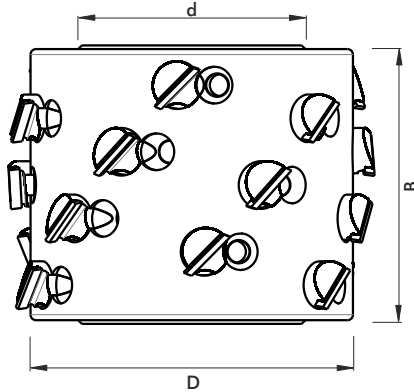


Antiasillas ajustable
en diamante
por rectificar



D	B	d/	N. DIA	Z	COD
100	22-40	30+2KW	12	3+3	FD100224030K12A
120	22-40	30+2KW	12	3+3	FD120224030K12A
150	22-40	30+2KW	12	3+3	FD150224030K12A
100	22-40	30+2KW	16	4+4	FD100224030K16A
120	22-40	30+2KW	16	4+4	FD120224030K16A
150	22-40	30+2KW	16	4+4	FD150224030K16A
200	22-40	40+2KW	16	4+4	FD200224040K16A
200	30-58	40+2KW	24	4+4	FD200305840K24A
150	22-40	30+2KW	20	5+5	FD150224030K20A
200	22-40	40+2KW	20	5+5	FD200224040K20A
200	30-58	40+2KW	30	5+5	FD200305840K30A
200	22-40	40+2KW	24	6+6	FD200224040K24A
200	30-58	40+2KW	36	6+6	FD200305840K36A
200	35-68	40+2KW	48	6+6	FD200356840K48A
220	22-40	40+2KW	32	8+8	FD220224040K32A
220	30-58	40+2KW	48	8+8	FD220305840K48A
220	35-68	40+2KW	64	8+8	FD220356840K64A

FRESE A FISSAGGIO MECCANICO PER RETTIFICARE

DIAMANTE/PCD
H=3 ALUMechanical fixing
PDC cutters
for grindingPCD Fraises à
fixation mécanique
pour rectifierPCD Fresas à fuacion
mecànica para
rectificar

D	B	d	N. DIA	COD DX-RH	COD SX-LH
---	---	---	--------	-----------	-----------

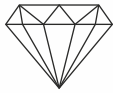
Z = 2+2

85	45	30	10	FD85453010D	FD85453010S
100	45	30	10	FD100453010D	FD100453010S
100	55	30	12	FD100553012D	FD100553012S
100	65	30	14	FD100653014D	FD100653014S

Z = 3+3

85	45	30	15	FD85453015D	FD85453015S
100	45	30	15	FD100453015D	FD100453015S
100	55	30	18	FD100553018D	FD100553018S
100	65	30	21	FD100653021D	FD100653021S
125	45	30	15	FD125453015D	FD125453015S
125	65	30	21	FD125653021D	FD125653021S

FRESE IN DIAMANTE PER MACCHINA BORDATRICE



DIAMANTE/PCD
H=4



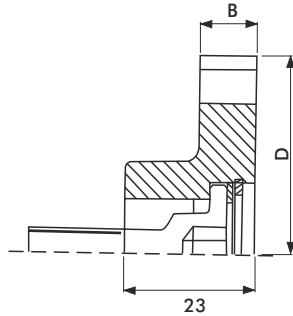
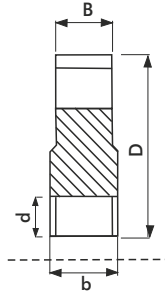
PCD cutter
for bordering
machine



Fraise en PCD
pour machines
à plaquer



Fresa en PCD para
maquina
bordadoras



D	B	b	d	Z	COD DX-RH	COD SX-LH
70	10	12	16+2KW	4	FD701016K4D	FD701016K4S
70	10	12	20+2KW	4	FD701020K4D	FD701020K4S
70	10	12	16+2KW	6	FD701016K6D	FD701016K6S
70	10	12	20+2KW	6	FD701020K6D	FD701020K6S
80	10	12	16+2KW	4	FD801016K4D	FD801016K4S
80	10	12	20+2KW	4	FD801020K4D	FD801020K4S
80	10	12	16+2KW	6	FD801016K6D	FD801016K6S
80	10	12	20+2KW	6	FD801020K6D	FD801020K6S

70	10	23	HSK25R	4	FD7010HSK25R4DFD7010HSK25R4S
70	10	23	HSK25R	6	FD7010HSK25R6DFD7010HSK25R6S

SI COSTRUISCONO ANCHE CON ALTRE MISURE

CHIEDERE UN'OFFERTA

THIS CAN BE PRODUCED ALSO WITH OTHER MEASURES

ASK FOR AN OFFER

ILS SONT CONSTRUIITS AUSSIE AVEL DES AUTRES MESURES

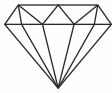
ENVOYER UNE DOMANDE D'OFFRE

SON CONSTRUIDOS TAMBIEEN CON OTRAS MEDIOAS

PERDID AN OFFERTA

FRESE IN DIAMANTE PER MACCHINA BORDATRICE

Frese per spigliare il bordo



DIAMANTE/PCD
H=4



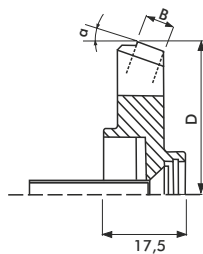
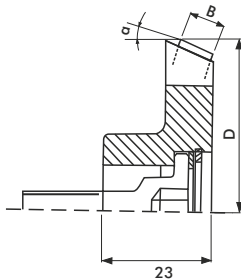
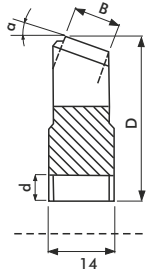
PCD cutter
for bordering
machine



Fraise en
PCD
pour machine à
plaquer



Fresa
en PCD
para bordadoras



D	B	b	d	Z	α	COD DX-RH	COD SX-LH
73	6	14	16+2KW	4	20°	FD73616K4D	FD73616K4S
73	6	14	20+2KW	4	20°	FD73620K4D	FD73620K4S
73	6	14	16+2KW	6	20°	FD73616K6D	FD73616K6S
73	6	14	20+2KW	6	20°	FD73620K6D	FD73620K6S
73	6	14	16+2KW	4	45°	FD73616K4D/1	FD73616K4S/1
73	6	14	20+2KW	4	45°	FD73620K4D/1	FD73620K4S/1
73	6	14	16+2KW	6	45°	FD73616K6D/1	FD73616K6S/1
73	6	14	20+2KW	6	45°	FD73620K6D/1	FD73620K6S/1

73	6	23	HSK25R	4	20°	FD736HSK25R4D	FD736HSK25R4S
73	6	23	HSK25R	6	20°	FD736HSK25R6D	FD736HSK25R6S
73	6	23	HSK25R	4	45°	FD736HSK25R4D/1	FD736HSK25R4S/1
73	6	23	HSK25R	6	45°	FD736HSK25R6D/1	FD736HSK25R6S/1

73	6	17,5	HSK32R	4	20°	FD736HSK32R4D	FD736HSK32R4S
73	6	17,5	HSK32R	6	20°	FD736HSK32R6D	FD736HSK32R6S
73	6	17,5	HSK32R	4	45°	FD736HSK32R4D/1	FD736HSK32R4S/1
73	6	17,5	HSK32R	6	45°	FD736HSK32R6D/1	FD736HSK32R6S/1

SI COSTRUISCONO ANCHE CON ALTRE MISURE

CHIEDERE UN'OFFERTA

THIS CAN BE PRODUCED ALSO WITH OTHER MEASURES

ASK FOR AN OFFER

ILS SONT CONSTRUITS AUSSIE AVEL DES AUTRES MESURES

ENVOYER UNE DEMANDE D'OFFRE

SON CONSTRUIDOS TAMBIEN CON OTRAS MEDIOAS

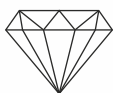
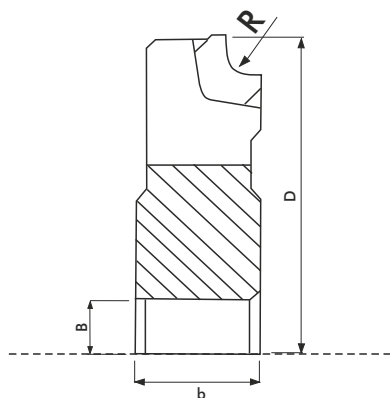
PERDID AN OFFERTA

FR

684

FRESE IN DIAMANTE PER MACCHINA BORDATRICE

Frese per raggiare il bordo

DIAMANTE/PCD
H=4PCD cutter
for smoothing
the edgesFraise en
PCD
pour arrondir
les bordFresa
en PCD
para redondear
los bordes

D	B	b	d	Z	R	COD DX-RH	COD SX-LH
73	8	12	16+2KW	4	1	FD73816K41D	FD73816K41S
73	8	12	16+2KW	4	1,5	FD73816K415D	FD73816K415S
73	8	12	16+2KW	4	2	FD73816K42D	FD73816K42S
73	8	12	16+2KW	4	3	FD73816K43D	FD73816K43S
73	8	12	16+2KW	6	1	FD73816K61D	FD73816K61S
73	8	12	16+2KW	6	1,5	FD73816K615D	FD73816K615S
73	8	12	16+2KW	6	2	FD73816K62D	FD73816K62S
73	8	12	16+2KW	6	3	FD73816K63D	FD73816K63S

73	8	12	20+2KW	4	1	FD73820K41D	FD73820K41S
73	8	12	20+2KW	4	1,5	FD73820K415D	FD73820K415S
73	8	12	20+2KW	4	2	FD73820K42D	FD73820K42S
73	8	12	20+2KW	4	3	FD73820K43D	FD73820K43S
73	8	12	20+2KW	6	1	FD73820K61D	FD73820K61S
73	8	12	20+2KW	6	1,5	FD73820K615D	FD73820K615S
73	8	12	20+2KW	6	2	FD73820K62D	FD73820K62S
73	8	12	20+2KW	6	3	FD73820K63D	FD73820K63S

SI COSTRUISCONO ANCHE CON ALTRE MISURE

CHIEDERE UN'OFFERTA

THIS CAN BE PRODUCED ALSO WITH OTHER MEASURES

ASK FOR AN OFFER

ILS SONT CONSTRIUTS AUSSIE AVEL DES AUTRES MESURES

ENVOYER UNE DOMANDE D'OFFRE

SON CONSTRUIDOS TAMBIEN CON OTRAS MEDIOAS

PERDID AN OFFERTA

FRESE IN DIAMANTE PER MACCHINA BORDATRICE

Frese per raggiare il bordo



DIAMANTE/PCD
H=4



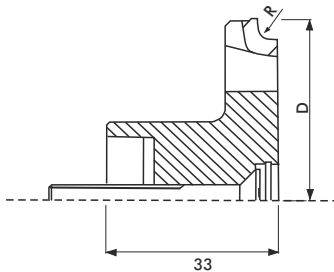
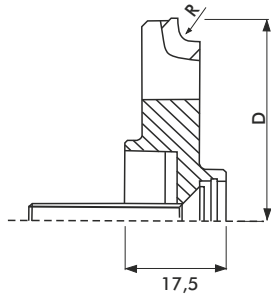
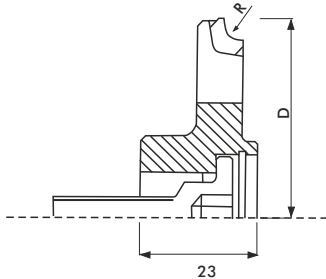
PCD cutter
for smoothing
the edges



Fraise en
PCD
pour arrondir
les bord



Fresa
en PCD
para redondear
los bordes



D	B	b	d	Z	R	COD DX-RH	COD SX-LH
78	8	23	HSK25R	4	1	FD788HSK25R41D	FD788HSK25R41S
78	8	23	HSK25R	4	1,5	FD788HSK25R415D	FD788HSK25R415S
78	8	23	HSK25R	4	2	FD788HSK25R42D	FD788HSK25R42S
78	8	23	HSK25R	4	3	FD788HSK25R43D	FD788HSK25R43S
78	8	23	HSK25R	6	1	FD788HSK25R61D	FD788HSK25R61S
78	8	23	HSK25R	6	1,5	FD788HSK25R615D	FD788HSK25R615S
78	8	23	HSK25R	6	2	FD788HSK25R62D	FD788HSK25R62S
78	8	23	HSK25R	6	3	FD788HSK25R63D	FD788HSK25R63S

73	8	17,5	HSK32R	4	1	FD738HSK32R41D	FD738HSK32R41S
73	8	17,5	HSK32R	4	1,5	FD738HSK32R415D	FD738HSK32R415S
73	8	17,5	HSK32R	4	2	FD738HSK32R42D	FD738HSK32R42S
73	8	17,5	HSK32R	4	3	FD738HSK32R43D	FD738HSK32R43S
73	8	33	HSK32R	6	1	FD738HSK32R61D	FD738HSK32R61S
73	8	33	HSK32R	6	1,5	FD738HSK32R615D	FD738HSK32R615S
73	8	33	HSK32R	6	2	FD738HSK32R62D	FD738HSK32R62S
73	8	33	HSK32R	6	3	FD738HSK32R63D	FD738HSK32R63S

SI COSTRUISCONO ANCHE CON ALTRE MISURE

CHIEDERE UN'OFFERTA

THIS CAN BE PRODUCED ALSO WITH OTHER MEASURES

ASK FOR AN OFFER

ILS SONT CONSTRUITS AUSSI AVEC DES AUTRES

MESURES ENVOYER UNE DEMANDE D'OFFRE

SON CONSTRUIDOS TAMBIEN CON OTRAS MEDIOAS

PERDID AN OFFERTA

TRUCIOLATORI UNIVERSALI A BASSA RUMOROSITA' CON LAME CIRCOLARI IN DIAMANTE PCD

GB Universal low noise trimming hoggers with circular saw blade in PCD

F Déchiqueteurs universel silencieux avec scie circulaire in PCD

E Desmenuzadores universales a baja rumorodidad con hoja de sierra in PCD



D 200 x 30



D 250 / 300 / 350 x 30



D 330 x 90

INFORMAZIONI TECNICHE

Trattasi di gruppi truciolatori a "BASSA RUMOROSITA'" con in PCD. Corpo in lega leggera con 5 lame per truciolare posizionate a taglio elicoidale e 4 anelli fono-assorbenti e lama principale. E' possibile la costruzione di truciolatori con diametro e spessori speciali (D-B-d) per qualsiasi particolare esigenza di lavorazione.

TECHNICAL INFORMATION

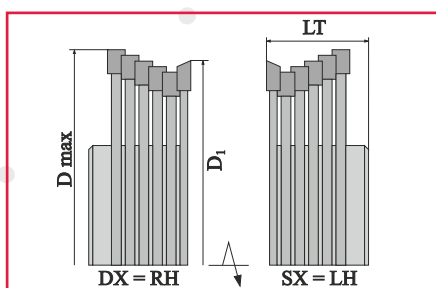
Group of "LOW NOISE" trimming hoggers, with circular saw blades in PCD. Light metal body with 5 circular saw blades to chips, assembled with spiral multicut and 4 low noise rings and main circular saw blades. It is possible manufacturing trimming hoggers with diametre and thickness (D-B-d) for every type of work requested.

INFORMATIONS TECHNIQUES

Il s'agit d'un groupage de déchiqueteurs silencieux avec lames en PCD. Le corps est en alliage léger avec 5 lames pour réduire en copeaux positionnées pour une coupe hélicoïdale et 4 bagues qui absorbaient le bruit et la lame principale. C'est possible la construction de déchiqueteurs avec diamètre et épaisseur spéciaux (D-B-d) pour chaque exigence de travail.

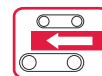
INFORMACIONES TECNICAS

Tratandose de grupos desmenuzadores a "BAJA RUMUROSIDAD" con hoja en PCD. Cuerpo en liga ligera con 5 hojas para desmenuzadores posicionados a corte helicoidal y 4 anillos fono-absorbentes y hoja principal. Es posible la construccion de desmenuzadores con diametro y espesores especiales (D-B-d) para cualquier tipo de trabajo



D	D max	D ₁	n max mir
200	208	205	7000
250	258	255	6800
300	308	305	5800
350	358	355	4800

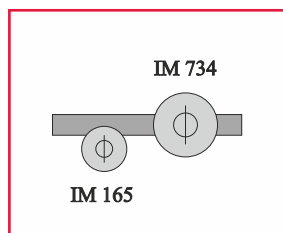
ALU



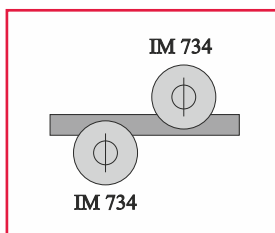
MEC

POSSIBILITA' DI LAVORAZIONE

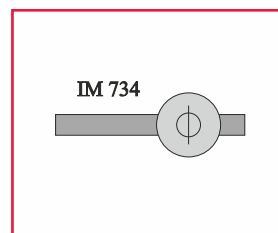
Assembling possibilities / Possibilité de montage / Posibilidad de trabajo



TRUCIOLATORE - INCISORE
TRIMMING HOGGER SCORING SAW BLADE
DECHIQUETEUR - INCISEUR
DESMENUZADOR - INCISOR



TRUCIOLATORE - TRUCIOLATORE
TRIMMING HOGGER - TRIMMING HOGGER
DECHIQUETEUR - DECHIQUETEUR
DESMENUZADOR - DESMENUZADOR



TRUCIOLATORE
TRIMMING HOGGER
DECHIQUETEUR
DESMENUZADOR

UTILIZZO: macchine squadratrici - macchine bordatrici - linee per giunzione di testa - ecc.

USE: squaring & edge banding machines - lines for finger jointing - etc.

USAGE: machines équarisseuses - à plaquer - lignes pour abourage de tete - etc

UTILIZO: maquinas esquadra - chapeadoras de cantos - linea para empalme tipo peine - exetera

**I
M**

**7
3
0**



GAA
High-tech tools

TRUCIOLATORI UNIVERSALI A BASSA RUMOROSITA' IN PCD H = 6



Low noise trimming hogger
in PCD H=6



Déchiquteurs silencieux
en PCD H=6



desmenzadores con segmentos
en PCD H=6



D	B	d	LT	Z	COD DX-RH	COD SX-LH
<input type="checkbox"/> 200	30	35 KW	92	48	TD2003035K48D	TD2003035K48S
<input type="checkbox"/> 200	30	40 KW	92	48	TD2003040K48D	TD2003040K48S

d= 35 KW= 10x4 d= 40 KW= 12x5

<input type="checkbox"/> 250	30	60	40	40	TD250306040D	TD250306040S
<input type="checkbox"/> 250	30	80	40	40	TD250308040D	TD250308040S
<input type="checkbox"/> 250	30	60	40	56	TD250306056D	TD250306056S
<input type="checkbox"/> 250	30	80	40	56	TD250308056D	TD250308056S
<input type="checkbox"/> 300	30	60	40	48	TD300306048D	TD300306048S
<input type="checkbox"/> 300	30	80	40	48	TD300308048D	TD300308048S
<input type="checkbox"/> 300	30	60	40	72	TD300306072D	TD300306072S
<input type="checkbox"/> 300	30	80	40	72	TD300308072D	TD300308072S
<input type="checkbox"/> 350	30	60	40	60	TD350306060D	TD350306060S
<input type="checkbox"/> 350	30	80	40	60	TD350308060D	TD350308060S

RICAMBI PER IM 730 IN PCD H=6 PCD SPARES FOR IM 730 H=6 RECHANGES POUR IM 730 EN PCD H=6 REPUESTOS PARA IM 730 DE PCD H=6 LAMA PRINCIPALE

**I
M**

**7
3
1**



GAA
High-tech tools




Main PCD saw blade



Scie princioale in PCD



Hoja principale en PCD



D	B	b	d	fori	Z	COD DX-RH	COD SX-LH
<input type="checkbox"/> 205	4,2	2,8	80	6	48	TLD2054280F48D	TLD2054280F48D
<input type="checkbox"/> 255	4,2	2,8	130	6	40	TLD25542130F40D	TLD25542130F40D
<input type="checkbox"/> 255	4,2	2,8	130	6	56	TLD25542130F56D	TLD25542130F56D
<input type="checkbox"/> 305	4,2	2,8	155	9	48	TLD30542155F48D	TLD30542155F48D
<input type="checkbox"/> 305	4,2	2,8	155	9	72	TLD30542155F72D	TLD30542155F72D
<input type="checkbox"/> 355	4,2	2,8	180	9	60	TLD35542180F60D	TLD35542180F60D
<input type="checkbox"/> 355	4,2	2,8	180	9	80	TLD35542180F80D	TLD35542180F80D

I
M

LAMA TRUCIOLATRICE IN PCD H=6



PCD H=6 chipping circolare
saw blade



Scie circulaire pour reduire en coupeaux
in PCD H=6




Hoja desmenuzadora en
PCD H=6

7
3
2



GAA
High-tech tools



Truciolatore	Lama	D	Z	COD DX-RH	COD SX-LH	
□	200	1	200	6	TAD2001D	TAD2001S
		2	202	6	TAD2002	TAD2002
		3	204	6	TAD2003	TAD2003
		4	206	6	TAD2004	TAD2004
		5	208	6	TAD2005	TAD2005
□	250	1	250	8	TAD2501D	TAD2501S
		2	252	8	TAD2502	TAD2502
		3	254	8	TAD2503	TAD2503
		4	256	8	TAD2504	TAD2504
		5	258	8	TAD2505	TAD2505
□	300	1	300	8	TAD3001D	TAD3001S
		2	302	8	TAD3002	TAD3002
		3	304	8	TAD3003	TAD3003
		4	306	8	TAD3004	TAD3004
		5	308	8	TAD3005	TAD3005
□	350	1	350	10	TAD3501D	TAD3501S
		2	352	10	TAD3502	TAD3502
		3	354	10	TAD3503	TAD3503
		4	356	10	TAD3504	TAD3504
		5	358	10	TAD3505	TAD3505

I
M

ANELLO FONO-ASSORBENTE



Low noise ring

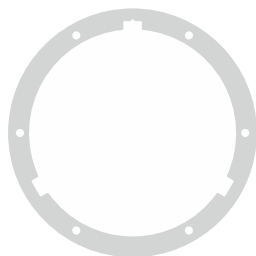


Bague puor réduire
le bruit



Anillo fono-asorbente

7
1
4



Truciolatore	COD DX-RH	COD SX-LH
○ 200	TF200	TF200
○ 250	TF250	TF250
○ 300	TF300	TF300
○ 350	TF350	TF350



FVTM512



FVM835



FCM8



FCTM5

GAA
High-tech tools



TRUCIOLATORI A LAME IN DIAMANTE PCD H=6

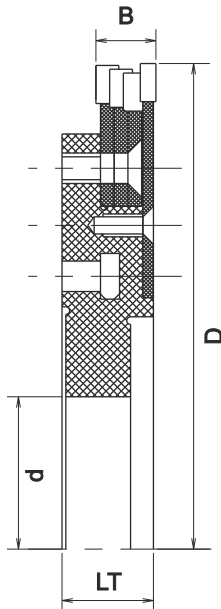
GB Trimming hogger
in diamond PCD H=6 saw blades

F Déchiqueteurs avec
lames en diamant PCD H=6

E Desmenzadores
con hojas en diamante PCD H=6



**CORPO IN ACCIAIO
BODY IN STEEL
CORPI IN ACIER
CUERPOS DE ACERO**

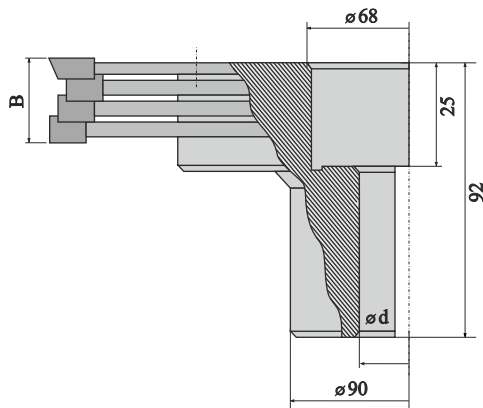


D	B	LT	d	Z	COD DX-RH	COD SX-LH
220	16	24	60	30+3x6	TD220166030BD	TD220166030BS
220	20	28	60	30+3x6	TD220206030BD	TD220206030BS
220	16	92	40 KW	30+3x6	TD2201640K30BD	TD2201640K30BS
220	20	92	40 KW	30+3x6	TD2202040K30BD	TD2202040K30BS
250	16	24	80	32+3x8	TD250168032BD	TD250168032BS
250	20	28	80	32+3x8	TD250208032BD	TD250208032BS
250	16	92	40 KW	32+3x8	TD2501640K32BD	TD2501640K32BS
250	20	92	40 KW	32+3x8	TD2502040K32BD	TD2502040K32BS

FORNITI SU RICHIESTA CON FORI PER ATTACCO RAPIDO - VEDI PU 401 PAG 139
PROVIDES ON REQUEST WITH PIN HOLES FOR QUICK JUNCTURE -
SEE PU 401 PAGE 139

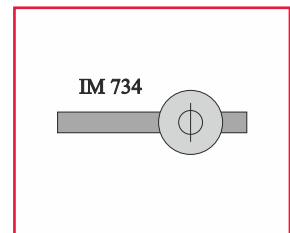
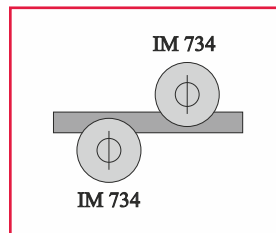
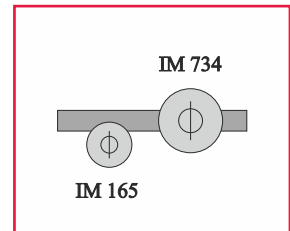
FURNIS SUR DEMANDE AVEC TROUS D'ENTRAÎNEMENT POUR JONCTURE RAPIDE -
VOIR PU 401 PAG 139

PROVEÏDOS SU PREGUNTA CON ORIFICIOS ARRASTRADOR POR JUNTURA RAPIDA -
VER PU 401 PAGINA 139



POSSIBILITÀ DI LAVORAZIONE

Assembling possibilities
Possibilité de montage
Posibilidad de trabajo



I
M

7
4
1



7
4
2



7
4
3



RICAMBI PER IM 740 IN PCD H=6
PCD H=6 SPARES FOR IM 740
RECHANGES POUR IM 740 EN PCD H=6
REPUESTOS PARA IM 740 DE PCD H=6

LAMA PRINCIPALE IN PCD

MAIN PCD SAW BLADE/SCIE PRINCIPALE IN PCD/ HOJA PRINCIPALE EN PCD

	D	B	b	d	fori	Z	COD DX-RH	COD SX-LH
<input type="checkbox"/>	225	4,2	2,8	100	6	30	TLD22542100F30D	TLD22542100F30S
<input type="checkbox"/>	225	4,2	2,8	100	6	36	TLD22542100F36D	TLD22542100F36S
<input type="checkbox"/>	225	4,2	2,8	100	6	48	TLD22542100F48D	TLD22542100F48S
<input type="checkbox"/>	255	4,2	2,8	130	6	32	TLD25542130F32D	TLD25542130F32S
<input type="checkbox"/>	255	4,2	2,8	130	6	40	TLD25542130F40D	TLD25542130F40S
<input type="checkbox"/>	255	4,2	2,8	130	6	48	TLD25542130F48D	TLD25542130F48S
<input type="checkbox"/>	255	4,2	2,8	130	6	56	TLD25542130F56D	TLD25542130F56S

LAMA TRUCIOLATRICE IN PCD H=6

PCD H=6 CHIPPING CIRCULAIRE SAW BLADE/ SCIE CIRCULAIRE POUR REDUIRE EN COUPEAUX IN PCD H=6/ HOJA DESMENUZADORA EN PCD H=6

	Truciolatore	Lama	D	Z	COD DX-RH	COD SX-LH
<input type="checkbox"/>		1	220	6	TAD2201D	TAD2201S
<input type="checkbox"/>	220	2	222	6	TAD2202	TAD2202
<input type="checkbox"/>		3	224	6	TAD2203	TAD2203
<input type="checkbox"/>		1	250	8	TAD2501D	TAD2501S
<input type="checkbox"/>	250	2	252	8	TAD2502	TAD2502
<input type="checkbox"/>		3	254	8	TAD2503	TAD2503

ANELLO FONO-ASSORBENTE

LOW NOISE RING / BAGUE POUR REDUIRE LE BRUIT / ANILLO FONO-ABSORBENTE

	Truciolatore	COD DX-RH	COD SX-LH
<input type="checkbox"/>	220	TF220	TF220
<input type="checkbox"/>	250	TF250	TF250

IM

746



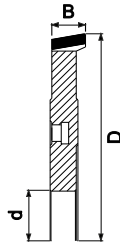
TRUCIOLATORE IN PCD H=6



GB PCD H=6 trimming hogger

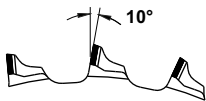
F Déchiqueteur en PCD H=6

E Triturador en PCD H=6



	D	B	d	Z	COD. DX-RH	COD. SX-LH
<input type="checkbox"/>	220	16	60	30+6+6	TD220166042D	TD220166042S
<input type="checkbox"/>	220	16	80	30+6+6	TD220168042D	TD220168042S
<input type="checkbox"/>	220	16	60	36+6+6	TD220166048D	TD220166048S
<input type="checkbox"/>	220	16	80	36+6+6	TD220168048D	TD220168048S
<input type="checkbox"/>	250	16	60	30+6+6	TD250166042D	TD250166042S
<input type="checkbox"/>	250	16	80	30+6+6	TD250168042D	TD250168042S
<input type="checkbox"/>	250	16	60	36+6+6	TD250166048D	TD250166048S
<input type="checkbox"/>	250	16	80	36+6+6	TD250168048D	TD250168048S
<input type="checkbox"/>	250	16	60	42+6+6	TD250166054D	TD250166054S
<input type="checkbox"/>	250	16	80	42+6+6	TD250168054D	TD250168054S
<input type="checkbox"/>	250	16	60	48+6+6	TD250166060D	TD250166060S
<input type="checkbox"/>	250	16	80	48+6+6	TD250168060D	TD250168060S
<input type="checkbox"/>	250	16	60	54+6+6	TD250166066D	TD250166066S
<input type="checkbox"/>	250	16	80	54+6+6	TD250168066D	TD250168066S

negativo / negative
negatif / negativo

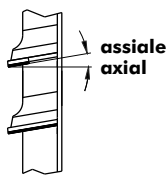


FORNITI SU RICHIESTA CON FORI PER ATTACCO RAPIDO -
VEDI PU 401 PAG. 139

PROVIDES ON REQUEST WITH PIN HOLES FOR QUICK JUNCTURE -
SEE PU 401 PAGE 139

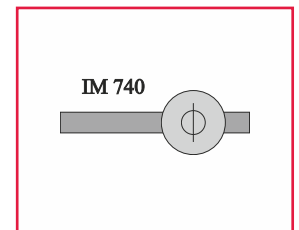
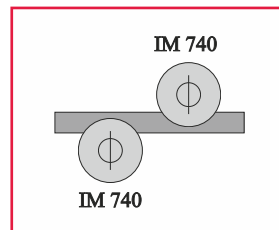
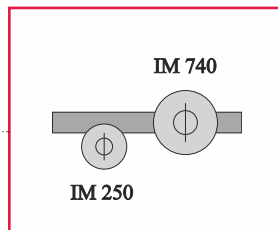
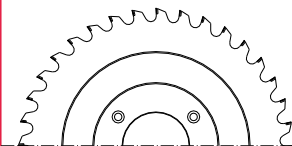
FOURNIS SUR DEMANDE AVEC TROUS D'ENTRAÎNEMENT POUR JONCTURE RAPIDE -
VOIR PU 401 PAGE 139

PROVEÏDOS SU PREGUNTA CON ORIFICIOS ARRASTRADOR POR JUNTURA RAPIDA -
VER PU 401 PÁGINA 139



POSSIBILITA' DI LAVORAZIONE

Assembling possibilities / Possibilité de montage / Posibilidad de trabajo



I
M

7
4
8



TRUCIOLATORE RAGGIATO IN DIAMANTE PCD H=6

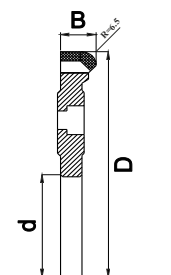
GB PCD H=6 diamond radial
trimming hogger

F Déchiqueteur radiaire
en diamant PCD H=6


E Triturador redondo
en diamante PCD H=6



TIPOLOGIA DEL DENTE
TOOTH TYPE
TYPOLOGIE DU DENTS
TIPO DE DIENTE



positivo / positive
positif / positif



	D	B	d	Z	COD. DX-RH	COD. SX-LH
<input type="checkbox"/>	220	16	60	24+4	TD220166028D	TD220166028S
<input type="checkbox"/>	220	16	80	24+4	TD220168028D	TD220168028S
<input type="checkbox"/>	220	16	60	28+4	TD220166032D	TD220166032S
<input type="checkbox"/>	220	16	80	28+4	TD220168032D	TD220168032S
<input type="checkbox"/>	250	16	60	24+4	TD250166028D	TD250166028S
<input type="checkbox"/>	250	16	80	24+4	TD250168028D	TD250168028S
<input type="checkbox"/>	250	16	60	28+4	TD250166032D	TD250166032S
<input type="checkbox"/>	250	16	80	28+4	TD250168032D	TD250168032S
<input type="checkbox"/>	250	16	60	32+4	TD250166036D	TD250166036S
<input type="checkbox"/>	250	16	80	32+4	TD250168036D	TD250168036S
<input type="checkbox"/>	250	16	60	36+6	TD250166042D	TD250166042S
<input type="checkbox"/>	250	16	80	36+6	TD250168042D	TD250168042S

FORNITI SU RICHIESTA CON FORI PER ATTACCO RAPIDO - VEDI PU 401 PAG 139

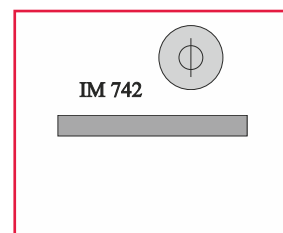
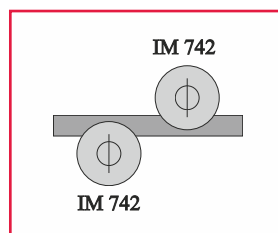
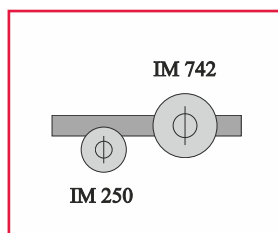
PROVIDES ON REQUEST WITH PIN HOLES FOR QUICK JUNCTURE - SEE PU 401 PAGE 139

FOURNIS SUR DEMANDE AVEC TROUS D'ENTRAÎNEMENT POUR JONCTURE RAPIDE -
VOIR PU 401 PAG 139

PROVEIDOS SU PREGUNTA CON ORIFICIOS ARRASTRADOR POR JUNTURA RAPIDA -
VER PU 401 PAGINA 139

POSSIBILITA' DI LAVORAZIONE

Assembling possibilities / Possibilité de montage / Posibilidad de trabajo



ATTACCHI RAPIDI PNEUMATICI CORPO UNICO

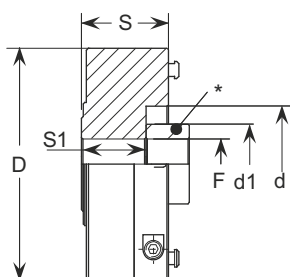


GB Quick pneumatic
junctions with
unique body

F Junctions rapides
pneumatiques
avec corps unique

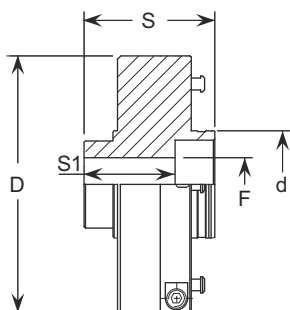
E Junturas rápidas
neumáticas
con cuerpo único

SISTEMA PNEUMATICO PER LA SOSTITUZIONE RAPIDA DEGLI UTENSILI
PNEUMATIC SYSTEM FOR THE QUICK SUBSTITUTION OF THE TOOLS
SYSTEME PNEUMATIQUE POUR LE REMPLACEMENT RAPIDE DES OUTILS
SISTEMA NEUMÁTICO POR EL REEMPLAZO RAPIDO DE LAS HERRAMIENTAS



D	S	S1	F	perni	d	d1	COD
160	60	44,5	35	4/130	80		PM1603580
160	60	44,5	40	4/130	80		PM1604080
*160	60	44,5	35	4/130	80	60	PM1603560
*160	60	44,5	40	4/130	80	60	PM1604060

* OTTENUTO AGGIUNGENDO UNA BUSSOLA
OBTAINED ADDING A COMPASS
OBTENU AJOUTENT UN COMPAS
OBTENIDO AÑADIENDO UNA BRÚIOLA



D	S	S1	F	perni	d	COD
192	90	68	35	4/150	80	PM1923580
192	90	68	40	4/150	80	PM1924080

ATTACCO RAPIDO CON TRUCIOLATORE
QUICK JUNCTURES WITH TRIMMING HOGGER
JUNCTION RAPIDE AVEC DÉCHIQUETEURS
JUNTURA RÁPIDA CON DESMENUZADORES


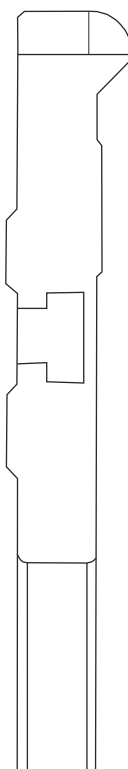

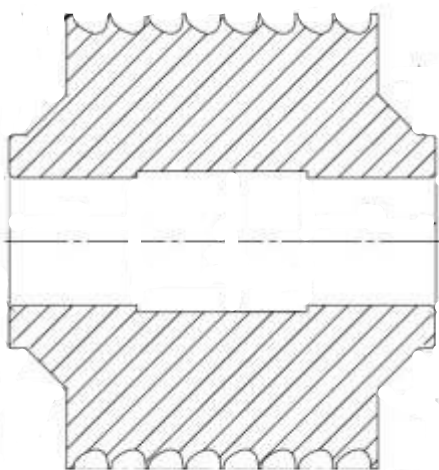


RICAMBI - SPARE PARTS - PIÈCES DE RECHANGE - RECAMBIOS

RACCORDO PNEUMATICO / PNEUMATIC FILLETT / EMBOUT PNEUMATIQUE / JUNTURA NEUMÀTICA

PRODUZIONI SPECIALI
SPECIAL PRODUCTION
PRODUCTIONS SPÉCIAUX
PRODUCCIONES ESPECIALES

SU RICHIESTA DI PRODUCONO UTENSILI CON RIPORTI DIA/PCD
(PUNTE - FRESE - LAME - ECC) A CAMPIONE O DISEGNO
THE TOOLS CAN BE PRODUCED ON REQUEST WITH DIA/PCD TIPS
(DRILLS - CUTTERS - SAW BLADES - ETC) FOLLOWING THE SAMPLE OR THE DRAWING
SUR DEMANDE ON PRODUIT LES OUTILS AVEC PLAQUETTES DIA/PCD
(MECHES - FRAISES - LAMES - EXC) SELON L'ÉCHANTILLON OU LE PLAN
A PETICION PRODUCIMOS HERRAMIENTAS CON PUNTA DIA/PCD
(BROCAS - FRESAS - HOJAS - ETC) SEGUENDO LA MUESTRA O EL DIBUJO



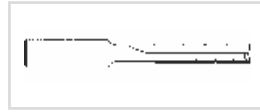
Punte per mortasatrice

Slot mortise bits

Meches a mortaiser

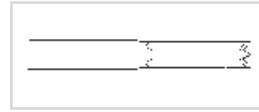
Brocas a taladrar y escoplear

PU 202



144

PU 204



145


Punte levanodi

Centre bits with cylindrical head

Meches a tete cylindrique

Brocas con cabeza cilindrica

PU 228



146

PU 230



147

Punte per forare

HW jobber drill bits

HW monobloc meches a percer

Brocas HW integral

PU 268



148

PU 270



148

PU 272



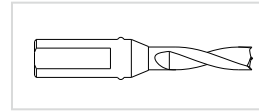
149

PU 274



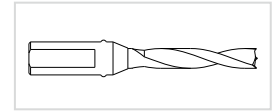
149

PU 276



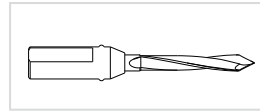
150

PU 278



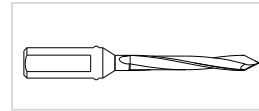
150

PU 280



151

PU 282



151

PU 284



152

PU 286



152

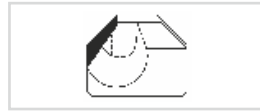
Svasatori

HW countersinks

HW fraisors

HW avellanadores

PU 300



153

PU 302



153

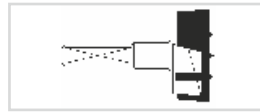
Punte per cerniere

Hinge boring bits

Meches a percer

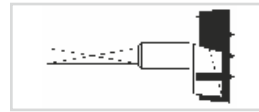
Brocs para herrajes

PU 342



154

PU 344



154

Punte in HM integrale

Complete HW bits

Meches in HW intégral

Brocas de HW integral

PU 350



155

PU 352



156

PU 354



157

PU 358



157

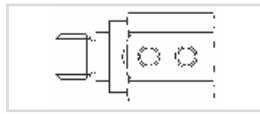
Mandrini e bussole

Spindles and bushes

Brochet et douilles

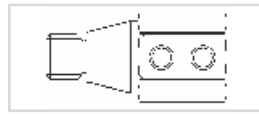
Mandrillos y brújulas

PU 380



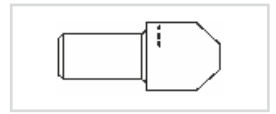
158

PU 382



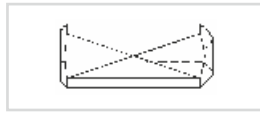
158

PU 384



159

PU 386



159

SENSO DI ROTAZIONE DELLE PUNTE

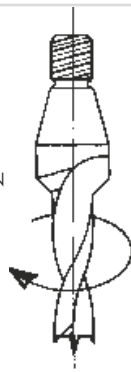
HOW TO SPECIFY THE DIRECTION OF DRILLS ROTATION

CARACTERISTIQUES POUR LA DETERMINATION DU SENS DE ROTATION DES MECHEs

INDICACIONES PARA LA DETERMINACIÓN DEL SENTIDO DE GIRO



RIGHT-HAND ROTATION
ROTATION A DROITE
GIRO A DERECHA

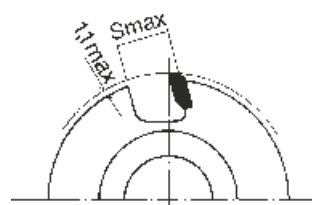


LEFT-HAND ROTATION
ROTATION A GAUCHE
GIRO A IZQUIERDA

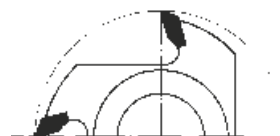


DATI TECNICI FRESE E TESTE

UTENSILI PER AVANZAMENTO MANUALE
MANUAL FEED MOTION TOOLS
OUTILs POUR AVANCEMENT MANUELLE
HERRAMIENTAS PARA AVANCE MANUAL



UTENSILI PER AVANZAMENTO AUTOMATICO
MECHANICAL FEED MOTION TOOLS
OUTILs POUR AVANCEMENT AUTOMATIQUE
HERRAMIENTAS PARA AVANCE MECANICO



NUMERO MASSIMO DI GIRI - MAX REVOLUTION NUMBER

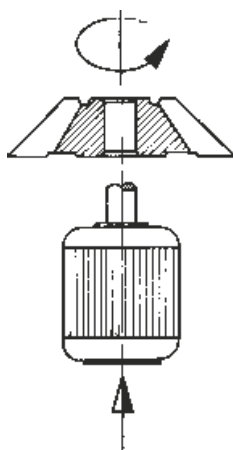
Ø	UTENSILI SALDOBASATI (es. FR 500)	UTENSILI CON FISSAGGIO A CUNEO (es. FR 592)	UTENSILI A FISSAGGIO MECCANICO CON SPINE DI SICUREZZA (es. FR 582)
	GIRI/MIN - RPM/MIN - TR/MIN - REV/MINGIRI/MIN - RPM/MIN - TR/MIN - REV/MINGIRI/MIN - RPM/MIN - TR/MIN - REV/MIN		
80	16.000	—	16.000
100	12.000	—	13.000
120	10.000	9.000	11.000
140	9.500	8.000	9.000
150	8.500	8.000	8.500
160	8.000	7.000	8.000

ROTAZIONE DESTRA - ANTIORARIA

RIGHT-HAND ROTATION - COUNTERCLOCKWISE

ROTATION A DROITE - DANS LE SENS INVERSE DES AIGUILLES D'UNE MONTRE

GIRO A LA DERECHA - EN SENTIDO CONTRARIO A LAS AGUJAS DEL RELOS

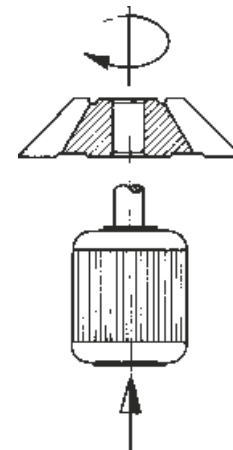


ROTAZIONE SINISTRA - ORARIA

LEFT-HAND ROTATION - CLOCKWISE

ROTATION A GAUCHE - DANS LE SENS DES AIGUILLES D'UNE MONTRE

GIRO A IZQUIERDA - EN EL SENTIDO A LAS AGUJAS DEL RELOS

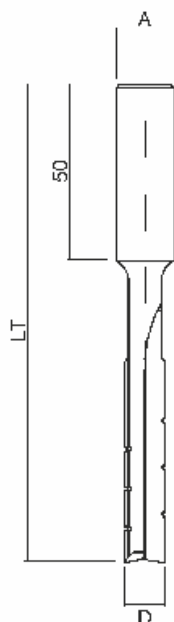


PUNTA PER MORTASATRICE KSS 13% Cr

GB Slot mortise bit KSS 13% Cr

F Meche a mortaiser KSS 13% Cr

E Broca a taladrar y escoplear KSS 13% Cr



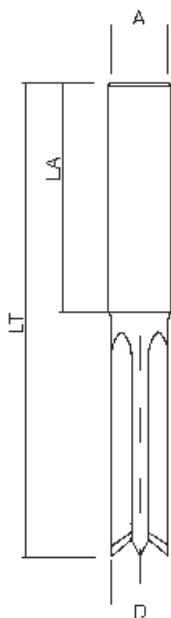
D	LT	A	Z	COD DX-RH	COD SX-LH
6	105	16	2	PA06055D	PA06055S
7	110	16	2	PA07060D	PA07060S
8	115	16	2	PA08065D	PA08065S
9	120	16	2	PA09070D	PA09070S
10	125	16	2	PA10075D	PA10075S
11	130	16	2	PA11080D	PA11080S
12	135	16	2	PA12085D	PA12085S
13	140	16	2	PA13090D	PA13090S
14	145	16	2	PA14095D	PA14095S
15	150	16	2	PA150100D	PA150100S
16	155	16	2	PA160105D	PA160105S
17	160	16	2	PA170110D	PA170110S
18	165	16	2	PA180115D	PA180115S
19	170	16	2	PA190120D	PA190120S
20	175	16	2	PA200125D	PA200125S
21	180	16	2	PA210130D	PA210130S
22	180	16	2	PA220130D	PA220130S
23	180	16	2	PA230130D	PA230130S
24	180	16	2	PA240130D	PA240130S
25	180	16	2	PA250130D	PA250130S

PUNTA PER CAVETTATRICE KSS 13% Cr

GB Slot mortise bit KSS 13% Cr

F Meche a mortaiser KSS 13% Cr

E Broca a taladrar y escoplear KSS 13% Cr



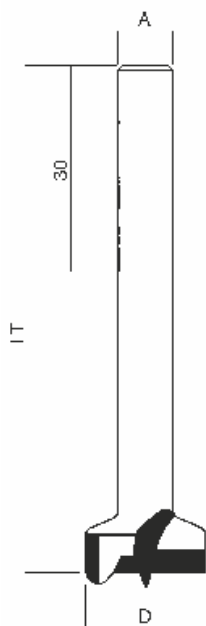
D	LT	A	LA	Z	COD
6	100	16	50	2	PA06050/1
7	100	16	50	2	PA07050/1
8	100	16	50	2	PA08050/1
9	100	16	50	2	PA09050/1
10	110	16	50	2	PA10060/1
11	110	16	50	2	PA11060/1
12	110	16	50	2	PA12060/1
13	110	16	50	2	PA13060/1
14	110	16	50	2	PA14060/1
15	110	16	50	2	PA15060/1
16	110	16	50	2	PA16060/1
17	110	16	50	2	PA17060/1
18	110	16	50	2	PA18060/1
19	110	16	50	2	PA19060/1
20	110	16	50	2	PA20060/1
6	100	13	50	4	PA06050
7	100	13	50	4	PA07050
8	100	13	50	4	PA08050
9	100	13	50	4	PA09050
10	110	13	50	4	PA10060
11	110	13	50	4	PA11060
12	110	13	50	4	PA12060
13	110	13	50	4	PA13060
14	110	13	50	4	PA14060
15	110	13	50	4	PA15060
16	110	13	50	4	PA16060
6	60	12	30	4	PA06030
7	60	12	30	4	PA07030
8	60	12	30	4	PA08030
9	60	12	30	4	PA09030
10	60	12	30	4	PA10030
11	60	12	30	4	PA11030
12	60	12	30	4	PA12030
13	60	12	30	4	PA13030
14	60	12	30	4	PA14030
15	60	12	30	4	PA15030
16	60	12	30	4	PA16030
6	73	10	40	4	PA06033
7	73	10	40	4	PA07033
8	73	10	40	4	PA08033
9	73	10	40	4	PA09033
10	73	10	40	4	PA10033
11	73	10	40	4	PA11033
12	73	10	40	4	PA12033
13	73	10	40	4	PA13033
14	73	10	40	4	PA14033
15	73	10	40	4	PA15033
16	73	10	40	4	PA16033

PUNTA LEVANODI

GB Centre bit with cylindrical head

F Meche à tete cylindrique

E Broca con cabeza cilindrica



D	LT	COD DX RH
15	90	PP15060D
16	90	PP16060D
18	90	PP18060D
20	90	PP20060D
22	90	PP22060D
24	90	PP24060D
25	90	PP25060D
26	90	PP26060D
28	90	PP28060D
30	90	PP30060D
32	90	PP32060D
35	90	PP35060D
38	90	PP38060D
40	90	PP40060D
45	90	PP45060D
50	90	PP50060D

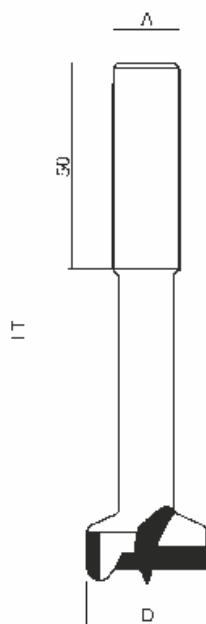
RIPORTI HM A=10 Z=2+V2
 PLAQUETTE IN HW A=10 Z=2+V2
 PLAQUETTE EN HW A=10 Z=2+V2
 PLACA DE HW A=10 Z=2+V2

PUNTA LEVANODI

GB Centre bit with cylindrical head

F Meche à tete cylindrique

E Broca con cabeza cilindrica



D	LT	A=13 COD DX-RH	A=16 COD DX-RH
10	120	PP10070D	PP10070D/1
12	120	PP12070D	PP12070D/1
14	120	PP14070D	PP14070D/1
15	120	PP15070D	PP15070D/1
16	120	PP16070D	PP16070D/1
18	120	PP18070D	PP18070D/1
20	120	PP20070D	PP20070D/1
22	125	PP22075D	PP22075D/1
24	125	PP24075D	PP24075D/1
25	125	PP25075D	PP25075D/1
26	125	PP26075D	PP26075D/1
28	130	PP28080D	PP28080D/1
30	130	PP30080D	PP30080D/1
32	130	PP32080D	PP32080D/1
34	130	PP34080D	PP34080D/1
35	130	PP35080D	PP35080D/1
36	130	PP36080D	PP36080D/1
38	130	PP38080D	PP38080D/1
40	130	PP40080D	PP40080D/1
45	130	PP45080D	PP45080D/1
50	130	PP50080D	PP50080D/1
55	140	PP55090D	PP55090D/1
60	140	PP60090D	PP60090D/1

RIPORTI HM A=13 - A=16 Z=2+V2

PLAQUETTE IN HW A=13 - A=16 Z=2+V2

PLAQUETTE EN HW A=13 - A=16 Z=2+V2

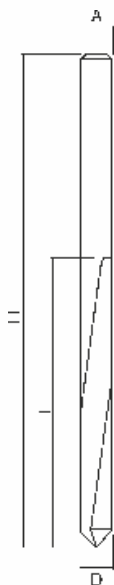
PLACA DE HW A=13 - A=16 Z=2+V2

PUNTA PER FORARE

GB HW jobber drill bits

F HW monobloc meches a percer

E Broca HW integral



D	L	LT	COD DX-RH	COD SX-LH
2	16	49	PI02016D	PI02016S
2,5	27	55	PI02527D	PI02527S
3	27	55	PI03027D	PI03027S
3,5	27	55	PI03527D	PI03527S
4	27	55	PI04027D	PI04027S
5	27	55	PI05027D	PI05027S

HM INTEGRALE A=D Z=2

COMPLETE HW A=D Z=2

HW COMPLET A=D Z=2

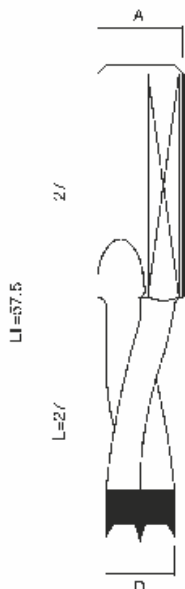
HW COMPLETO A=D Z=2

PUNTA PER FORI CECCHI

GB Dowell drill bits

F Meches a percer

E Broca para agujero ciego



D	L	LT	COD DX-RH	COD SX-LH
4	27	57,5	PC04027D	PC04027S
5	27	57,5	PC05027D	PC05027S
6	27	57,5	PC06027D	PC06027S
6,35 (1/4")	27	57,5	PC06327D	PC06327S
7	27	57,5	PC07027D	PC07027S
8	27	57,5	PC08027D	PC08027S
9	27	57,5	PC09027D	PC09027S
9,53 (3/8")	27	57,5	PC09527D	PC09527S
10	27	57,5	PC10027D	PC10027S
11	27	57,5	PC11027D	PC11027S
12	27	57,5	PC12027D	PC12027S
12,7 (1/2")	27	57,5	PC12727D	PC12727S
13	27	57,5	PC13027D	PC13027S
14	27	57,5	PC14027D	PC14027S
15	27	57,5	PC15027D	PC15027S
16	27	57,5	PC16027D	PC16027S

RIPORTI HM A=10+GRANO - INC. NEG. - PTFE Z=2

PLAQUETTE IN HW A=10+DOWEL - NEGATIVE INCLINATION - PTFE Z=2

PLAQUETTE EN HW A=10+GRAIN - INCLINAIISON NEGATIVE - PTFE Z=2

PLACA DE HW A=10+GRANO - INCLINACIÓN NEGATIVA - PTFE Z=2

P
U

2
7
2

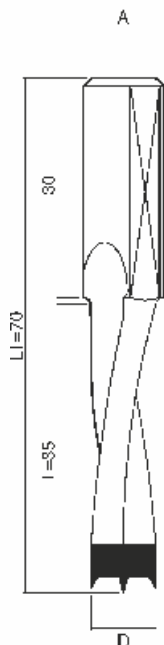
GAA
High-Tech tools

PUNTA PER FORI CIECHI

GB Dowell drill bits

F Mechas a percer

E Broca para agujero ciego



D	L	LT	COD DX-RH	COD SX-LH
4	35	70	PC04035D	PC04035S
5	35	70	PC05035D	PC05035S
6	35	70	PC06035D	PC06035S
6,35 (1/4")	35	70	PC06335D	PC06335S
7	35	70	PC07035D	PC07035S
8	35	70	PC08035D	PC08035S
9	35	70	PC09035D	PC09035S
9,53 (3/8")	35	70	PC09535D	PC09535S
10	35	70	PC10035D	PC10035S
11	35	70	PC11035D	PC11035S
12	35	70	PC12035D	PC12035S
12,7 (1/2")	35	70	PC12735D	PC12735S
13	35	70	PC13035D	PC13035S
14	35	70	PC14035D	PC14035S
15	35	70	PC15035D	PC15035S
16	35	70	PC16035D	PC16035S

RIPORTI HM A=10+GRANO - INC. NEG. - PTFE Z=2
 PLAQUETTE IN HW A=10+DOWEL - NEGATIVE INCLINATION - PTFE Z=2
 PLAQUETTE EN HW A=10+GRAIN - INCLINAISON NEGATIVE - PTFE Z=2
 PLACA DE HW A=10+GRANO - INCLINACIÓN NEGATIVA - PTFE Z=2

P
U

2
7
4

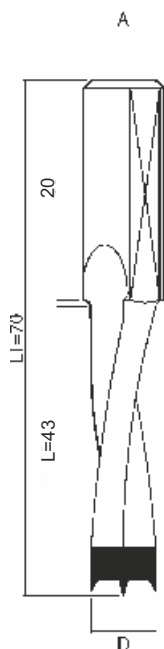
GAA
High-Tech tools

PUNTA PER FORI CIECHI

GB Dowell drill bits

F Mechas a percer

E Broca para agujero ciego



D	L	LT	COD DX-RH	COD SX-LH
4	43	70	PC04043D	PC04043S
5	43	70	PC05043D	PC05043S
6	43	70	PC06043D	PC06043S
6,35 (1/4")	43	70	PC06343D	PC06343S
7	43	70	PC07043D	PC07043S
8	43	70	PC08043D	PC08043S
9	43	70	PC09043D	PC09043S
9,53 (3/8")	43	70	PC09543D	PC09543S
10	43	70	PC10043D	PC10043S
11	43	70	PC11043D	PC11043S
12	43	70	PC12043D	PC12043S
12,7 (1/2")	43	70	PC12743D	PC12743S
13	43	70	PC13043D	PC13043S
14	43	70	PC14043D	PC14043S
15	43	70	PC15043D	PC15043S
16	43	70	PC16043D	PC16043S

RIPORTI HM A=10+GRANO - INC. NEG. - PTFE Z=2
 PLAQUETTE IN HW A=10+DOWEL - NEGATIVE INCLINATION - PTFE Z=2
 PLAQUETTE EN HW A=10+GRAIN - INCLINAISON NEGATIVE - PTFE Z=2
 PLACA DE HW A=10+GRANO - INCLINACIÓN NEGATIVA - PTFE Z=2

P
U

2
7
6

GDA
High-tech tools

PUNTA PER FORI CIECHI



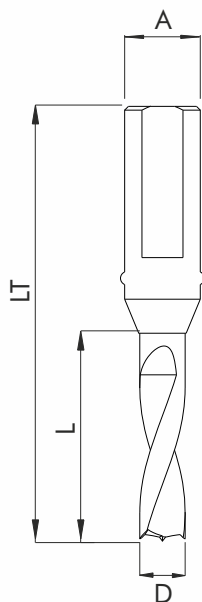
Dowel drill bits



Meches a percer



Broca para agujero ciego



D	L	LT	COD DX-RH	COD SX-LH
3	27	57,5	PI03027DG	PI03027SG
4	27	57,5	PI04027DG	PI04027SG
5	27	57,5	PI05027DG	PI05027SG
6	27	57,5	PI06027DG	PI06027SG
6,35	27	57,5	PI06327DG	PI06327SG
8	27	57,5	PI08027DG	PI08027SG

A = 10x30 Z = 2

ATTACCO IN ACCIAIO - PUNTA IN HM INTEGRALE
 STEEL STEM - COMPLETE BIT IN HM
 TIGE EN ACIER - MECHE COMPLETE HM
 TACCO DE ACERO - BROCA COMPLETO HM

P
U

2
7
8

GDA
High-tech tools

PUNTA PER FORI CIECHI



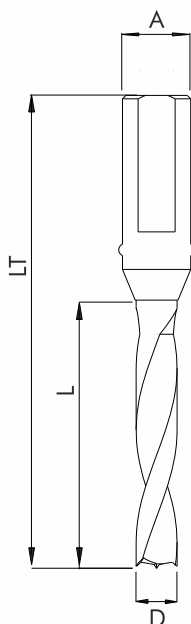
Dowell drill bits



Meches a percer



Broca para agujero ciego



D	L	LT	COD DX-RH	COD SX-LH
3	37	70	PI03037DG	PI03037SG
4	37	70	PI04037DG	PI04037SG
5	37	70	PI05037DG	PI05037SG
6	37	70	PI06037DG	PI06037SG
6,35	37	70	PI06337DG	PI06337SG
8	37	70	PI08037DG	PI08037SG

A = 10x30 Z = 2

ATTACCO IN ACCIAIO - PUNTA IN HM INTEGRALE
 STEEL STEM - COMPLETE BIT IN HM
 TIGE EN ACIER - MECHE COMPLETE HM
 TACCO DE ACERO - BROCA COMPLETO HM

P
U

2
8
0

GDA
High-tech tools

PUNTA PER FORI PASSANTI



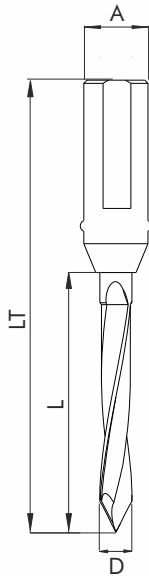
Through bore drill bits



Meches a percer



Broca para agujero pasante



D	L	LT	COD DX-RH	COD SX-LH
5	35	70	PI05035DG	PI05035SG
6	35	70	PI06035DG	PI06035SG
8	35	70	PI08035DG	PI08035SG

A = 10x30 Z = 2

ATTACCO IN ACCIAIO - PUNTA IN HM INTEGRALE
 STEEL STEM - COMPLETE BIT IN HM
 TIGE EN ACIER - MECHE COMPLETE HM
 TACCO DE ACERO - BROCA COMPLETO HM

P
U

2
8
2

GDA
High-tech tools

PUNTA PER FORI PASSANTI



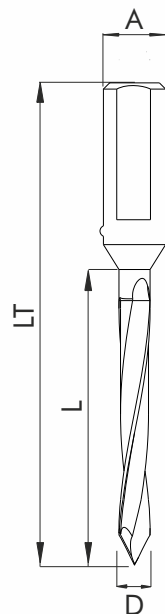
Through bore drill bits



Meches a percer



Broca para agujero pasante



D	L	LT	COD DX-RH	COD SX-LH
5	42	77	PI05042DG	PI05042SG
6	42	77	PI06042DG	PI06042SG
8	42	77	PI08042DG	PI08042SG

A = 10x30 Z = 2

ATTACCO IN ACCIAIO - PUNTA IN HM INTEGRALE
 STEEL STEM - COMPLETE BIT IN HM
 TIGE EN ACIER - MECHE COMPLETE HM
 TACCO DE ACERO - BROCA COMPLETO HM

P
U

2
8
4

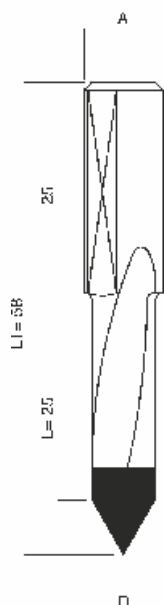
GAA
High-tech tools

PUNTA PER FORI PASSANTI

GB Through bore drill bits

F Meches a percer

E Broca para agujero pasante



D	L	LT	COD DX-RH	COD SX-LH
4	25	58	PP04025D	PP04025S
5	25	58	PP05025D	PP05025S
6	25	58	PP06025D	PP06025S
6,35 (1/4")	25	58	PP06325D	PP06325S
7	25	58	PP07025D	PP07025S
8	25	58	PP08025D	PP08025S
9	25	58	PP09025D	PP09025S
10	25	58	PP10025D	PP10025S
12	25	58	PP12025D	PP12025S

RIP. HM A=10 + GRANO - PUNTA 60° - PTFE Z=2
 PLAQUETTE IN HW A=10+DOWEL - DRILL 60° - PTFE Z=2
 PLAQUETTE EN HW A=10+GRAIN - POINTE 60° - PTFE Z=2
 PLACA DE HW A=10+GRANO - PUNTE 60° - PTFE Z=2

P
U

2
8
6

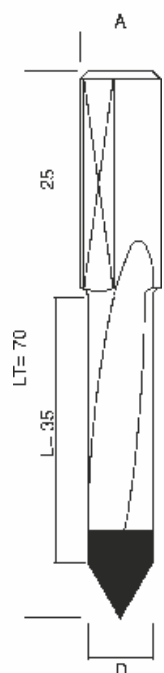
GAA
High-tech tools

PUNTA PER FORI PASSANTI

GB Through bore drill bits

F Meches a percer

E Broca para agujero pasante



D	L	LT	COD DX-RH	COD SX-LH
4	35	70	PP04035D	PP04035S
5	35	70	PP05035D	PP05035S
6	35	70	PP06035D	PP06035S
6,35 (1/4")	35	70	PP06335D	PP06335S
7	35	70	PP07035D	PP07035S
8	35	70	PP08035D	PP08035S
9	35	70	PP09035D	PP09035S
10	35	70	PP10035D	PP10035S
12	35	70	PP12035D	PP12035S

RIP. HM A=10 + GRANO - PUNTA 60° - PTFE Z=2
 PLAQUETTE IN HW A=10+DOWEL - DRILL 60° - PTFE Z=2
 PLAQUETTE EN HW A=10+GRAIN - POINTE 60° - PTFE Z=2
 PLACA DE HW A=10+GRANO - PUNTE 60° - PTFE Z=2

P
U

3
0
0

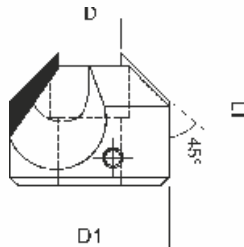


SVASATORE PER PUNTA COMPONENTIBILE

GB HW countersink for drill bit

F HW fraiseurs

E HW avellanador



D	D1	LT	COD DX-RH	COD SX-LH
4	14	12	PS04012D	PS04012S
5	14	12	PS05012D	PS05012S
6	16	14	PS06014D	PS06014S
6,35 (1/4")	16	14	PS06314D	PS06314S
7	16	14	PS07014D	PS07014S
8	16	16	PS08016D	PS08016S
9	18	16	PS09016D	PS09016S
9,53 (3/8")	20	16	PS09516D	PS09516S
10	20	18	PS10018D	PS10018S
11	20	18	PS11018D	PS11018S
12	20	18	PS12018D	PS12018S

RIPORTI HM Z=2
 PLAQUETTE IN HW Z=2
 PLAQUETTE EN HW Z=2
 PLACA DE HW Z=2

P
U

3
0
2

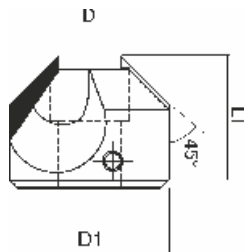


SVASATORE PER PUNTA COMPONENTIBILE

GB HW countersink for drill bit

F HW fraiseurs

E HW avellanador



D	D1	LT	COD DX-RH	COD SX-LH
4-10	20	15	PS04015D	PS04015S
11-12	22	16	PS11016D	PS11016S

PER PUNTE / FOR BITS / POUR MECHE / PARA BROCAS
 PU 270-272-284-286

RIPORTI HM Z=2
 PLAQUETTE IN HW Z=2
 PLAQUETTE EN HW Z=2
 PLACA DE HW Z=2

P
U

3
4
2

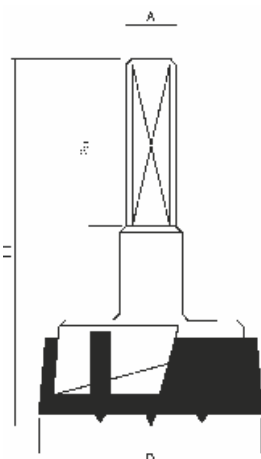


PUNTA PER CERNIERA

GB Hinge boring bit

F Mechas a percer

E Broca para herrajes



D	LT	COD DX-RH	COD SX-LH
15	57,5	PC15032D	PC15032S
16	57,5	PC16032D	PC16032S
18	57,5	PC18032D	PC18032S
20	57,5	PC20032D	PC20032S
22	57,5	PC22032D	PC22032S
24	57,5	PC24032D	PC24032S
25	57,5	PC25032D	PC25032S
26	57,5	PC26032D	PC26032S
28	57,5	PC28032D	PC28032S
30	57,5	PC30032D	PC30032S
32	57,5	PC32032D	PC32032S
34	57,5	PC34032D	PC34032S
35	57,5	PC35032D	PC35032S
36	57,5	PC36032D	PC36032S
38	57,5	PC38032D	PC38032S
40	57,5	PC40032D	PC40032S

RIPORTI HM A=10+GRANO Z=2+V2
 PLAQUETTE IN HW A=10+DOWEL Z=2+V2
 PLAQUETTE EN HW A=10+GRAIN Z=2+V2
 PLACA DE HW A=10+GRANO Z=2+V2

P
U

3
4
4

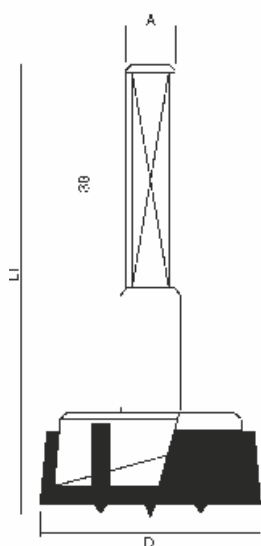


PUNTA PER CERNIERA

GB Hinge boring bit

F Mechas a percer

E Broca para herrajes



D	LT	COD DX-RH	COD SX-LH
15	70	PC15032D/1	PC15032S/1
16	70	PC16032D/1	PC16032S/1
20	70	PC20032D/1	PC20032S/1
25	70	PC25032D/1	PC25032S/1
26	70	PC26032D/1	PC26032S/1
30	70	PC30032D/1	PC30032S/1
35	70	PC35032D/1	PC35032S/1

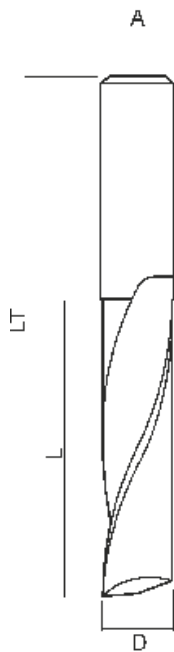
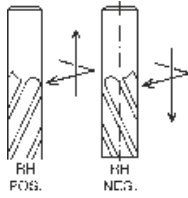
RIPORTI HM A=10+GRANO Z=2+V2
 PLAQUETTE IN HW A=10+DOWEL Z=2+V2
 PLAQUETTE EN HW A=10+GRAIN Z=2+V2
 PLACA DE HW A=10+GRANO Z=2+V2

FRESA A TAGLIO ELICOIDALE

GB HW solid carbide spiral router bit

F HW meches helic pour defonceuse

E HW fresas helicoidales integral



D	L	LT	RT DX POS - RH POS	RT DX NEG - RH NEG
3	12	40	PI03012DP	PI03012DN
4	12	50	PI04012DP	PI04012DN
5	17	50	PI05017DP	PI05017DN
6	17	60	PI06017DP	PI06017DN
6	27	60	PI06027DP	PI06027DN
8	22	80	PI08022DP	PI08022DN
8	32	80	PI08032DP	PI08032DN
8	42	80	PI08042DP	PI08042DN
10	32	80	PI10032DP	PI10032DN
10	42	100	PI10042DP	PI10042DN
10	52	100	PI10052DP	PI10052DN
12	32	80	PI12032DP	PI12032DN
12	42	100	PI12042DP	PI12042DN
12	52	100	PI12052DP	PI12052DN

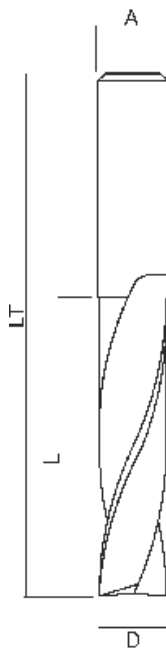
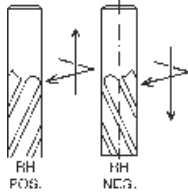
HM INTEGRALE A=D Z=1 DX - POS/NEG
 COMPLETE HW A=D Z=1 DX - POS/NEG
 HW COMPLET A=D Z=1 DX - POS/NEG
 HW COMPLETO A=D Z=1 DX - POS/NEG

FRESA A TAGLIO ELICOIDALE

GB HW solid carbide spiral router bit

F HW meches helic pour defonceuse

E HW fresas helicoidales integral



D	L	LT	RT DX POS - RH POS	RT DX NEG - RH NEG
3	12	50	PI03012DP/1	PI03012DN/1
4	12	50	PI04012DP/1	PI04012DN/1
5	17	50	PI05017DP/1	PI05017DN/1
6	17	60	PI06017DP/1	PI06017DN/1
6	27	60	PI06027DP/1	PI06027DN/1
8	22	80	PI08022DP/1	PI08022DN/1
8	32	80	PI08032DP/1	PI08032DN/1
8	42	80	PI08042DP/1	PI08042DN/1
10	32	80	PI10032DP/1	PI10032DN/1
10	42	100	PI10042DP/1	PI10042DN/1
10	52	100	PI10052DP/1	PI10052DN/1
12	32	80	PI12032DP/1	PI12032DN/1
12	42	100	PI12042DP/1	PI12042DN/1
12	52	100	PI12052DP/1	PI12052DN/1
14	42	100	PI14042DP/1	PI14042DN/1
14	52	100	PI14052DP/1	PI14052DN/1
16	42	100	PI16042DP/1	PI16042DN/1
16	52	100	PI16052DP/1	PI16052DN/1
16	72	120	PI16072DP/1	PI16072DN/1
18	52	100	PI18052DP/1	PI18052DN/1
18	72	120	PI18072DP/1	PI18072DN/1
18	102	150	PI180102DP/1	PI180102DN/1
20	52	100	PI20052DP/1	PI20052DN/1
20	72	120	PI20072DP/1	PI20072DN/1
20	102	150	PI200102DP/1	PI200102DN/1

HM INTEGRALE A=D Z=2 DX - POS/NEG
 COMPLETE HW A=D Z=2 DX - POS/NEG
 HW COMPLET A=D Z=2 DX - POS/NEG
 HW COMPLETO A=D Z=2 DX - POS/NEG

P
U

3
5
4

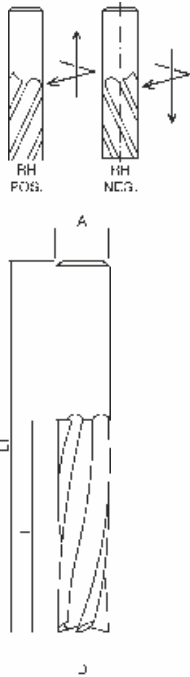
GAA High-Tech tools

FRESA A TAGLIO ELICOIDALE

GB HW solid carbide spiral router bit

F HW meches helic pour defonceuse

E HW fresas helicoidales integral



D	L	LT	RT DX POS - RH POS	RT DX NEG - RH NEG
8	22	80	PI08022DP/2	PI08022DN/2
8	32	80	PI08032DP/2	PI08032DN/2
8	42	80	PI08042DP/2	PI08042DN/2
10	32	80	PI10032DP/2	PI10032DN/2
10	42	100	PI10042DP/2	PI10042DN/2
10	52	100	PI10052DP/2	PI10052DN/2
12	32	80	PI12032DP/2	PI12032DN/2
12	42	100	PI12042DP/2	PI12042DN/2
12	52	100	PI12052DP/2	PI12052DN/2
14	42	100	PI14042DP/2	PI14042DN/2
14	52	100	PI14052DP/2	PI14052DN/2
16	42	100	PI16042DP/2	PI16042DN/2
16	52	100	PI16052DP/2	PI16052DN/2
16	72	120	PI16072DP/2	PI16072DN/2
18	52	100	PI18052DP/2	PI18052DN/2
18	72	120	PI18072DP/2	PI18072DN/2
18	102	150	PI180102DP/2	PI180102DN/2
20	52	100	PI20052DP/2	PI20052DN/2
20	72	120	PI20072DP/2	PI20072DN/2
20	102	150	PI200102DP/2	PI200102DN/2

HM INTEGRALE A=D Z=3 DX - POS/NEG

COMPLETE HW A=D Z=3 DX - POS/NEG

HW COMPLET A=D Z=3 DX - POS/NEG

HW COMPLETO A=D Z=3 DX - POS/NEG

P
U

3
5
8

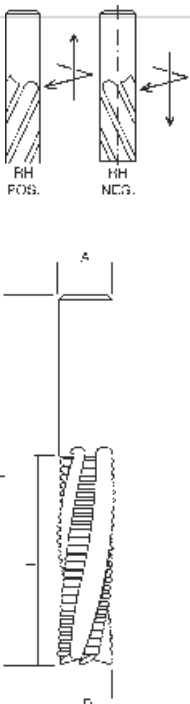
GAA High-Tech tools

FRESA A TAGLIO ELICOIDALE

GB HW solid carbide spiral router bit

F HW meches helic pour defonceuse

E HW fresas helicoidales integral



D	L	LT	RT DX POS - RH POS	RT DX NEG - RH NEG
8	22	80	PI08022DP/3	PI08022DN/3
8	32	80	PI08032DP/3	PI08032DN/3
8	42	80	PI08042DP/3	PI08042DN/3
10	32	80	PI10032DP/3	PI10032DN/3
10	42	100	PI10042DP/3	PI10042DN/3
10	52	100	PI10052DP/3	PI10052DN/3
12	32	80	PI12032DP/3	PI12032DN/3
12	42	100	PI12042DP/3	PI12042DN/3
12	52	100	PI12052DP/3	PI12052DN/3
14	42	100	PI14042DP/3	PI14042DN/3
14	52	100	PI14052DP/3	PI14052DN/3
16	42	100	PI16042DP/3	PI16042DN/3
16	52	100	PI16052DP/3	PI16052DN/3
16	72	120	PI16072DP/3	PI16072DN/3
18	52	100	PI18052DP/3	PI18052DN/3
18	72	120	PI18072DP/3	PI18072DN/3
18	102	150	PI180102DP/3	PI180102DN/3
20	52	100	PI20052DP/3	PI20052DN/3
20	72	120	PI20072DP/3	PI20072DN/3
20	102	150	PI200102DP/3	PI200102DN/3

HM INTEGRALE A=D Z=3 DX - POS/NEG

COMPLETE HW A=D Z=3 DX - POS/NEG

HW COMPLET A=D Z=3 DX - POS/NEG

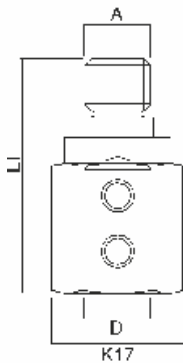
HW COMPLETO A=D Z=3 DX - POS/NEG

MANDRINO PER PUNTA COMPONIBILE

GB Drill holder

F Mandrins pour meches a element

E Portabrocas



D	LT	COD DX RH	COD SX LH
8	40	PM08040D	PM08040S
10	40	PM10040D	PM10040S

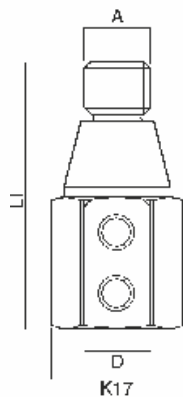
ACCIAIO A=M10x1,5 + GUIDA Ø11
 STEEL A=M10x1,5 + SLIDE Ø11
 ACIER A=M10x1,5 + GUIDE Ø11
 ACERO A=M10x1,5 + GUIA Ø11

MANDRINO PER PUNTA COMPONIBILE

GB Drill holder

F Mandrins pour meches a element

E Portabrocas



D	LT	COD DX RH	COD SX LH
8	46	PM08046D	PM08046S
10	46	PM10046D	PM10046S

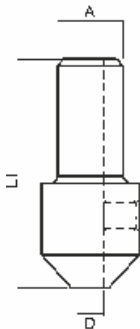
ACCIAIO A=M10x1,5 + CONO 30°
 STEEL A=M10x1,5 + CONE 30°
 ACIER A=M10x1,5 + CÔNE 30°
 ACERO A=M10x1,5 + CONO 30°

MANDRINO AD ATTACCO RAPIDO

GB Chucks with rapid shank

F Mandrin avec queue rapide

E Mandriles con mango rapido



D	LT	COD DX RH + SX LH
2	35	PM02035
2,5	35	PM02535
3	35	PM03035
3,5	35	PM03535
4	35	PM04035
5	35	PM05035
6	35	PM06035

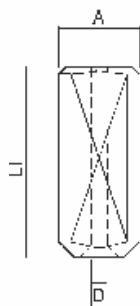
ACCIAIO A=10x25
 STEEL A=10x25
 ACIER A=10x25
 ACERO A=10x25

BUSSOLA DI RIDUZIONE

GB Bores reducing

F Manchons de reduction

E Casquillo de reduction



D	LT	COD DX RH + SX LH
2	25	PM02025
2,5	25	PM02525
3	25	PM03025
3,5	25	PM03525
4	25	PM04025
5	25	PM05025
6	25	PM06025

ACCIAIO A=10
 STEEL A=10
 ACIER A=10
 ACERO A=10

Frese speciali a disegno

Special cutters as per drawing

Fraises spéciaux à dessin

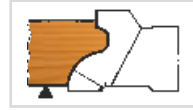
Fresas especiales a dibujo

FR 500



161

FR 502



162

Frese sagomate

Moulded cutters

Fraises façonnées

Fresas ságomadas

FR 504



163

FR 506



163

FR 508



164

FR 510



164

Frese a smusso

Rounded cutters

Fraises biseautées

Fresas achaflanadas

FR 516



165

Frese per incastri

HW grooving cutters

Fraises a rainier en HW

Fresas para ranuras en HW

FR 520



165

FR 524



167

Frese multitaglienti in HM

HM cutter multiteeth

Fraises multicoupe en HM

Fresas multicortes en HM

FR 520



166

Frese per giunzioni

Glue joint cutters

Fraises pour abouter

Fresas para ensamblar

FR 527



167

Frese per lamello

Grooving cutters for thin grooves

Fraises pour rainures

Fresas para ranuras delgadas

FR 528



168

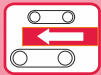
FR 529



168



MAN



MEC

FRESA PER PROFILI SEMPLICI IN HM

GB HW cutter for simple profiles

F Fraise pour profils simples en HW

E Fresa para perfiles simples en HW

Z=2-3-4 d=Ø30-35-40-50

D	B
100	10-80
120	10-80
140	10-100
160	10-100
180	10-100

NELL'ORDINE INDICARE IL FORO E INVIARE DISEGNO O CAMPIONE DELLA SAGOMA.

PLEASE SPECIFY IN THE ORDER THE BORE AND SEND A DRAWING OR A SAMPLE OF THE OUTLINE.

INDIQUER DANS L'ORDRE L'ALEPAGE ET ENVOYER UN DESSIN OU UN ÉCHANTILLON DU MODÈLE.

INDICAR EN EL PEDIDO L'ORIFICIO Y ENVIAR UN DIBUJO O UNA MUESTRA DEL PERFIL.

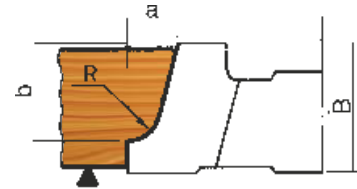


Fig. 500/01

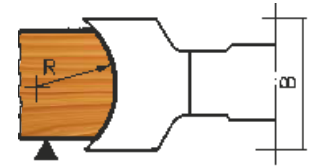


Fig. 500/02

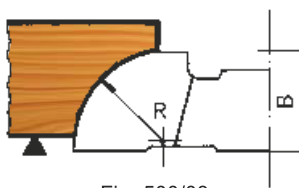


Fig. 500/03

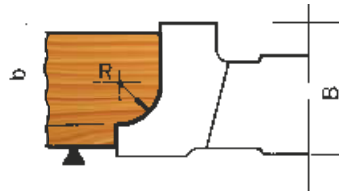


Fig. 500/04

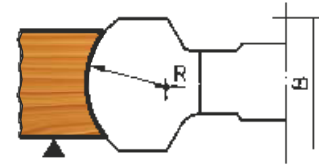


Fig. 500/05

B	Ø100	Ø120	Ø140	Ø160	Ø180
10					
15					
20					
25					
30					
35					
40					
45					
50					
55					
60					
65					
70					
75					
80					
85					
90					
95					
100					

Z IN PIÙ: Z=6 AUMENTO 25%, Z=8 AUMENTO 40%

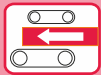
Z IN ADDITION: Z=6 INCREASE 25%, Z=8 INCREASE 40%

Z EN PLUS: Z=6 AUGMENTATION 25%, Z=8 AUGMENTATION 40%

Z MÁS: Z=6 AUMENTO 25%, Z=8 AUMENTO 40%



MAN



MEC

FRESA PER PROFILI SPECIALI IN HM

GB HW cutter for special profiles

F Fraise pour profils special en HW

E Fresa para perfiles especiales en HW

Z=2-3-4 d=Ø30-35-40-50

D	B
100	10-80
120	10-80
140	10-100
160	10-100
180	10-100

NELL'ORDINE INDICARE IL FORO E INVIARE DISEGNO O CAMPIONE DELLA SAGOMA.

PLEASE SPECIFY IN THE ORDER THE BORE AND SEND A DRAWING OR A SAMPLE OF THE OUTLINE.

INDIQUER DANS L'ORDRE L'ALEPAGE ET ENVOYER UN DESSIN AN UN ÉCHANTILLON DU MODÈLE.

INDICAR EN EL PEDIDO L'ORIFICIO Y ENVIAR UN DIBUJO O UNA MUESTRA DEL PERFIL.

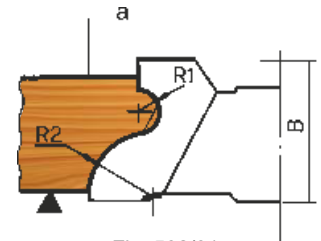


Fig. 502/01

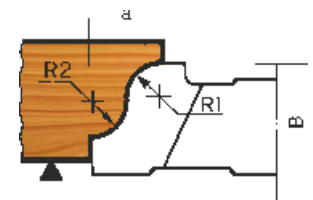


Fig. 502/02

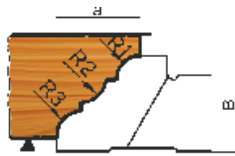


Fig. 502/03

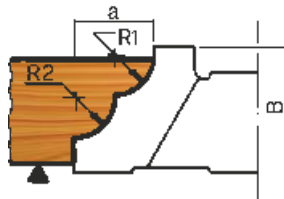


Fig. 502/04

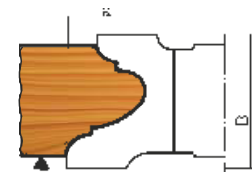


Fig. 502/05

B	Ø100	Ø120	Ø140	Ø160	Ø180
10					
15					
20					
25					
30					
35					
40					
45					
50					
55					
60					
65					
70					
75					
80					
85					
90					
95					
100					

Z IN PIÙ: Z=6 AUMENTO 25%, Z=8 AUMENTO 40%

Z IN ADDITION: Z=6 INCREASE 25%, Z=8 INCREASE 40%

Z EN PLUS: Z=6 AUGMENTATION 25%, Z=8 AUGMENTATION 40%

Z MÁS: Z=6 AUMENTO 25%, Z=8 AUMENTO 40%

F
R

FRESA 1/4 DI TONDO CONCAVO IN HM

GB HW quarter round concave radius shaper cutter

F Fraise a rayon 1/4 de rond concave en HW

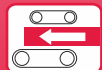
E Fresa para radios 1/4 de tondo concavo en HW



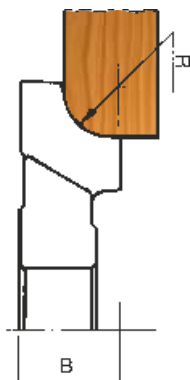
5
0
4



MAN



MEC



D	R	B	d	Z	COD
140	5	15	30	4	FS14015304
140	8	15	30	4	FS14015304/1
140	10	20	30	4	FS14020304
140	12	20	30	4	FS14020304/1
140	15	25	30	4	FS14025304
140	20	30	30	4	FS14030304
160	25	35	30	4	FS16035304
160	30	40	30	4	FS16040304

FRESE R=25-30 SOLO CON AVANZAMENTO MECCANICO
MILLING CUTTER R=25-30 ONLY WITH MECHANICAL FEED
CUTTER R=25-30 SEULEMENT AVEC AVANCE MÉCANIQUE
CORTADORE R=25-30 SOLAMENTE CON ADELANTO MECÁNICA

F
R

FRESA 1/2 DI TONDO CONCAVO IN HM

GB HW half round concave radius shaper cutter

F Fraise a rayon 1/2 de rond concave en HW

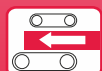
E Fresa para radios 1/2 de tondo concavo en HW



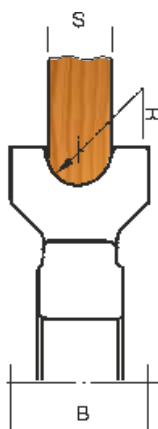
5
0
6



MAN



MEC



D	R	B	d	Z	COD
140	5	20	30	4	FS14020304A
140	6	20	30	4	FS14020304A/1
140	7,5	25	30	4	FS14025304A
140	10	30	30	4	FS14030304A
140	12,5	35	30	4	FS14035304A
140	15	40	30	4	FS14040304A
140	20	55	30	4	FS14055304A

F
R

FRESA 1/4 DI TONDO CONVESSO IN HM



GB HW quarter round
convex radius
shaper cutter

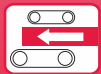
F Fraise a rayon
1/4 de rond convexe
en HW

E Fresa para radios 1/4
de tondo convexo
en HW

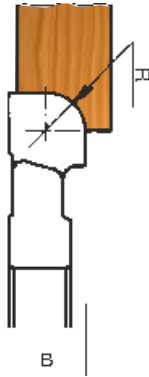
5
0
8



MAN



MEC



D	R	B	d	Z	COD
140	10	15	30	4	FS14015304B
140	15	20	30	4	FS14020304B
140	20	25	30	4	FS14025304B
140	25	30	30	4	FS14030304B
160	30	35	30	4	FS16035304B

F
R

FRESA 1/2 DI TONDO CONVESSO IN HM



GB HW half round
convex radius
shaper cutter

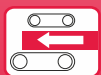
F Fraise a rayon
1/2 de rond convexe
en HW

E Fresa para radios 1/2
de tondo convexo
en HW

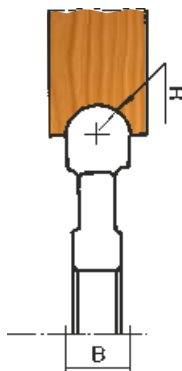
5
1
0



MAN



MEC



D	R	B	d	Z	COD
140	4	8	30	4	FS1408304C
140	5	10	30	4	FS14010304C
140	6	12	30	4	FS14012304C
140	7,5	15	30	4	FS14015304C
160	10	20	30	4	FS14020304C

F
R

FRESA A SMUSSO IN HM



GB HW bevelling cutter

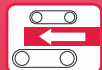
F Fraise pour chanfrein en HW

E Fresa para biselar en HW

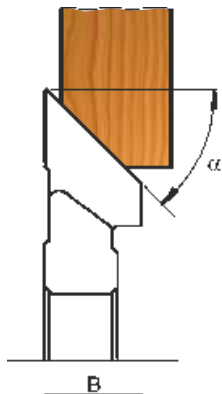
5
1
6



MAN



MEC



D	B	a	d	Z	COD
140	30	30°	30	4	FS14030304E
142	35	45°	30	4	FS14035304E
160	30	45°	30	4	FS16030304E

FRESA A SPESSORE REGOLABILE CON INCISORI IN HM



GB HW adjustable thickness grooving cutter with spurs

F Fraise pour rainure a epaisseur réglable avec traceurs en HW

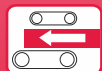
E Fresa para ranurar a espesor regulable con precortadores en HW

F
R

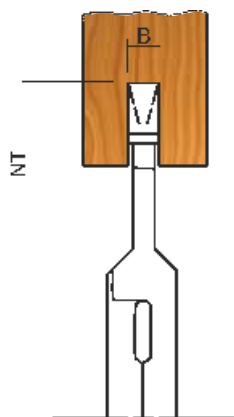
5
2
0



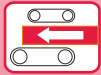
MAN




MEC



D	B	NT	d	Z	COD
150	4÷7,5	4÷7,5	30	30	FS150475308
150	8÷15,5	8÷15,5	30	30	FS1508155308
150	10÷19,5	10÷19,5	30	30	FS15010195308



FRESA MULTITAGLIENTI IN HM



GB HW cutter multiteeth

F Fraise multicoupe en HW

E Fresa multicortes en HW

D	B	d	Z	N. Tagli	COD
80	80	35	8	32	FS8080358
80	100	35	8	42	FS80100358
100	120	35	8	50	FS100120358
100	150	35	8	64	FS100150358
100	180	35	8	78	FS100180358
125	120	40	12	76	FS1251204012
125	150	40	12	98	FS1251504012
125	180	40	12	118	FS1251804012
125	200	40	12	130	FS1252004012
125	230	40	12		
				150	FS1252304012
125	120	40	16	100	FS1251204016
125	150	40	16	130	FS1251504016
125	180	40	16	156	FS1251804016
125	200	40	16	174	FS1252004016
125	230	40	16	200	FS1252304016

SI COSTRUISCONO ANCHE CON ALTRE MISURE - CHIEDERE UN'OFFERTA
 THIS CAN BE PRODUCED ALSO WITH OTHER MEASURES - ASK FOR AN OFFER
 ILS SONT CONSTRUIT AUSSIE AVEC DES AUTRES MESURES - EVOYER UNE DOMANDE D'OFFRE
 SON CONSTRUIDOS TAMBIEN CON OTRAS MEDIOAS - PERDID AN OFFERTA

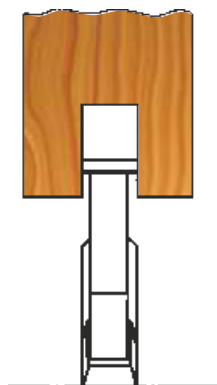
F
R

FRESA PER INCASTRI IN HM



GB HW grooving cutter **F** Fraise a rainier en HW **E** Fresa para ranuras en HW

5
2
4



B

D	B	d	Z	COD
120	4	30	6	FS1204306F
120	5	30	6	FS1205306F
120	6	30	6	FS1206306F
120	8	30	6	FS1208306F
120	10	30	6	FS12010306F
140	4	30	6	FS1404306F
140	5	30	6	FS1405306F
140	6	30	6	FS1406306F
140	8	30	6	FS1408306F
140	10	30	6	FS14010306F



MEC



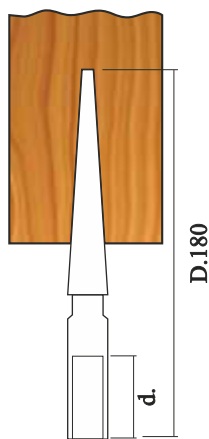
F
R

FRESA PER GIUNZIONI PROFONDE IN HM



GB HW glue joint cutter **F** Fraise pour abouter en HW **E** Fresa para ensamblar HW

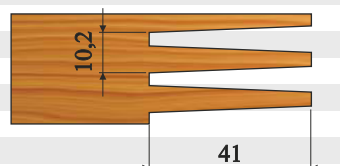
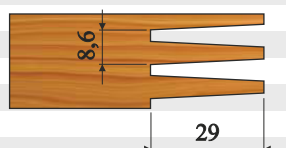
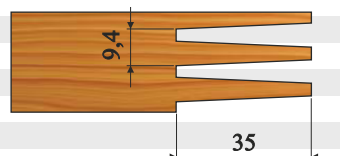
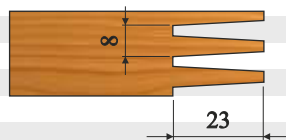
5
2
7



D.180

d

D	B	d	Z	COD
180	8	30	4	FS1808304



MEC



F
R

FRESA PER LAMELLO IN HM

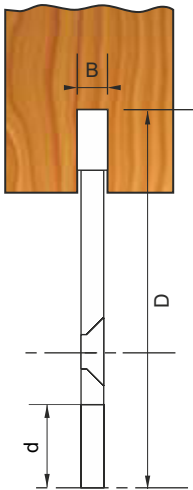


GB HW grooving cutter
for thin grooves

F Fraise pour rainures
en HW

E Fresa para ranuras
delgadas en HW

5
2
8



D	B	d	Z	V	COD
100	3,95	22	2	4	FS100395226



F
R

FRESA PER MINISPOT IN HM

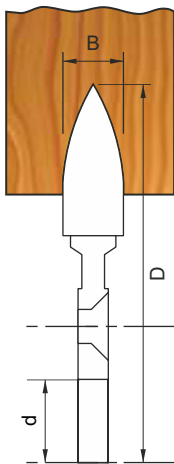


GB HW grooving cutter
for 'minispot'


F Fraise à rainier pour
'minispot' en HW

E Fresa para ranuras
'minispot' en HW

5
2
9



D	B	d	Z	COD
100	8	22	4	FS1008224



Teste per "Finger Joint"

Jointing cutterheads type "Finger Joint"

Têtes porte-couteaux pour jonctions type « Finger Joint »

Cabezas puertascuchillas para uniones tipo "Finger Joint"

FR 532



171

FR 532



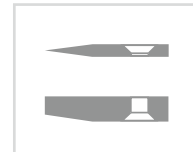
172-174

FR 534



175

FR 534



176-178

Gruppi per perline e parquet

Tongue and groove cutter head sets

Porte-outils couples pour parquets

Cabezas para parquetes

FR 536



179

FR 538



180

Teste con coltelli sagomati

Cutterheads with rounded knives

Têtes avec couteaux fagonnés

Cabezas con cuchillas sagomadas

FR 540



182

FR 542



182

FR 544



183

FR 546



183

Teste piattabanda e ad inclinazione variabile

Ceiling heads and with changeable inclination

Têtes platebanda et avec inclinaison variable

Cabezas platabanda y con inclinación variable

FR 550



184

FR 553



185

FR 554



185

Teste per incastri

Joint cutterheads

Têtes pour entailles

Cabezas por encajes

FR 556



186

FR 558



187

FR 560



188

FR 562



189

FR 564



190

FR 565



191

Teste per giunzioni

Glue joint cutterheads

Porte-outils pour abauter

Cabezas para ensamblar

FR 570



192

FR 572



193

FR 573



194

Gruppo per raggiare e smussare

Cutterhead sets for beveling - rounding

Jeu de porte-outils pour chanfreiner - arrondir

Juego de cabezales para biselar - redondear

FR 574



195

Gruppi per antine

Cutterhead sets for doors

Jeu de porte-outils pour portes

Juego de cabezals para puertas

FR 576



196

FR 578



197

FR 580



198-199

Teste per battute

Shear angle beating cutterheads

Porte-outils pour feuillures avec coupe biais

Cabezales para galces corte inclinado

FR 582



200

FR 586



200

Teste per piallare con taglio elicoidale

Spiral planing cutterheads

Porte-outils helicoidal a raboter

Cabezales helicoidal para cepillar

FR 588



201

FR 589



202

FR 589/A



202

Teste per piallare a bloccaggio centrifugo

Planing cutterheads with centrifugal fixing system

Porte-outils avec bloc centrifuge

Cabezas a bloqueo centrifugo

FR 590



203

Teste da pialla

Planing cutterheads

Porte-outils a raboter

Cabezales para cepillar

FR 592



204

FR 593



205

Teste da pialla "Hydro"

"Hydro" Planing cutterheads

Porte-outils a raboter.....

Cabezales para cepillar.....

FR 594



206

FR 595



207

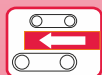
F

R

5

3

2



MEC

TESTA PORTACOLTELLI PER GIUNZIONI TIPO "FINGER JOINT"

GB Jointing cutterhead type "finger joint"

F Tête porte-couteaux pour jonctions type « finger joint »

E Cabeza puertas-cuchillas para uniones tipo "finger joint"



Testa portacoltelli in acciaio ad alta resistenza a 4, 6 o 8 taglienti per eseguire giunzioni tipo "finger joint". Si tratta di un utensile componibile che permette di utilizzare più teste a seconda dello spessore del legno da lavorare. I coltelli sono intercambiabili e a profilo simmetrico. Le dimensioni delle giunzioni ottenibili sono : 10/10mm, 10/11mm, 15/15mm, 15/16,5mm, 20/20mm e 20/22mm. I coltelli sono prodotti in HS trattati con un particolare rivestimento superficiale PVD che ne aumenta la durata fino a un 100% in più e in HW (solo per le dimensioni 10/10mm e 10/11mm). Le dimensioni dei coltelli 10/11mm, 15/16,5mm e 20/22mm sono adatte per lavorazioni su macchine che utilizzano la lama ad intestare e su impianti specifici. I profili 15/15mm e 20/20mm sono adatti per macchine definite "compatte". L'utensile è adatto per eseguire giunzioni per utilizzi differenti, dalla produzione di profili lamellari in legno per serramenti ai semilavorati per arredamento. Con i profili più profondi (20/20mm e 20/22mm) si ottengono giunzioni per strutture portanti in legno lamellare (norme UNI 8922, DIN 68140 e DIN 1052), particolarmente adatte per grandi luci quali impianti sportivi, capannoni industriali, aree espositive, ponti, ecc. In fase d'ordine specificare il tipo di macchina sulla quale gli utensili saranno montati.

Finger joint cutter head body in high tensile steel with 4, 6 or 8 knives for manufacturing finger joints. The tool can be stacked based on the wood thickness to be cut. The knives are interchangeable and have a symmetrical profile. The following joints are available : 10/10mm, 10/11mm, 15/15mm, 15/16,5mm, 20/20mm and 20/22mm.

The knives are manufactured in solid HS with special PVD surface coating for longer tooling life (up to 100% increase). Profiles 10/11mm, 15/16,5mm and 20/22mm are specific for butting machines. The tool is suitable for use in various fields : laminar profiles, window frames, furniture, etc.

The deepest profiles (20/20mm and 20/22mm) are appropriate for glue-jointed structural wood elements for construction (DIN 68140 and DIN 1052 specifications). Profiles 15/15mm and 20/20mm are suitable to be mounted on "compact" machines. When ordering specify the type of machines on which the tool will be mounted.

Tête porte-couteaux en acier à haute résistance avec 4, 6 ou 8 couteaux pour effectuer des jonctions type « finger joint ». Il s'agit d'un outil à élément, qui permet d'utiliser plusieurs têtes selon l'épaisseur du bois à travailler. Les couteaux sont interchangeables et avec un profil symétrique. Les dimensions des jonctions réalisables sont : 10/10 mm, 10/11 mm, 15/15 mm, 15/16,5 mm, 20/20 mm et 20/22 mm.

Les couteaux sont produits en HS, traités avec une chape superficielle PVD qui augmente le durée jusqu'à 100% en plus et en HW (seulement pour les dimensions 10/10 mm et 10/11 mm). Les dimensions des couteaux 10/11 mm, 15/16,5 mm et 20/22 mm sont indiqués pour les travaux sur des machines qui utilisent la lame à abouter et sur des installations spécifiques. Les profils 15/15 mm et 20/20 mm sont indiqués pour des machines définies « compacte ». L'outil est indiqué pour effectuer des jonctions pour des emplois différents, de la production des profils lamellaires en bois pour bâtis aux demi-produits pour l'ameublement. Avec les profils plus profonds (20/20 mm et 20/22 mm) on obtient des jonctions pour des structures portantes en bois lamellaire (règles UNI 8922, DIN 68140 et DIN 1052), particulièrement indiqués pour des grands portées comme installations sportives, halles industrielles, aires pour expositions, ponts, etc. . En phase d'ordre il faut préciser le type de machine sur laquelle les outils seront montés.

Cabeza puertas-cuchillas de acero a alta resistencia con 4, 6 o 8 cuchillas para realizar uniones tipo "finger joint". Se trata de una herramienta componible, que permite l'utilización de varias cabezas según el espesor de la madera a trabajar. Las cuchillas son intercambiables y con una perfil simétrica. Las dimensiones de las uniones realizables son: 10/10 mm, 10/11 mm 15/15 mm, 15/16,5 mm, 20/20 mm y 20/22 mm.

Las cuchillas son producidas en HS, tratadas con un revestimiento superficial PVD que aumenta la duración hasta el 100% en más y en HW (solamente para las dimensiones 10/10 mm y 10/11 mm). Las dimensiones de las cuchillas 10/11 mm, 15/16,5 mm y 20/22 mm son indicados para los trabajos sobre las máquinas que utilizan la hoja para encabezar y sobre instalaciones específicas.

Las perfiles 15/15 mm y 20/20 mm son indicadas para las máquinas definidas "compactas". La herramienta es indicada para realizar uniones para empleos diferentes, de la producción de las perfiles laminares de madera para edificados a los semitabajados por el moblaje. Con las perfiles más profundas (20/20 mm y 20/22 mm) obtenemos uniones para estructuras soportes de madera laminares (reglas UNI 8922, DIN 68140 y DIN 1052), particularmente indicadas para grandes transportadas como instalaciones deportivas, plazas industriales, áreas para exposiciones, puentes, etc.. En fase de pedido hay que precisar el tipo de máquina la cual las herraminetas habrán subido.

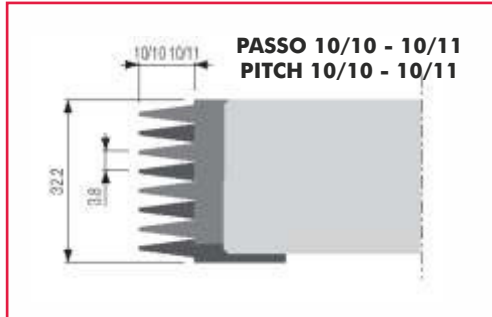


TESTA PORTACOLTELLI PER GIUNZIONI TIPO "FINGER JOINT"

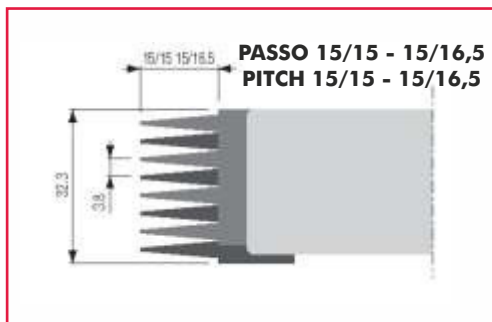
GB Jointing cutterhead
type "finger joint"

F Tête porte-couteaux pour jonctions
type « finger joint »

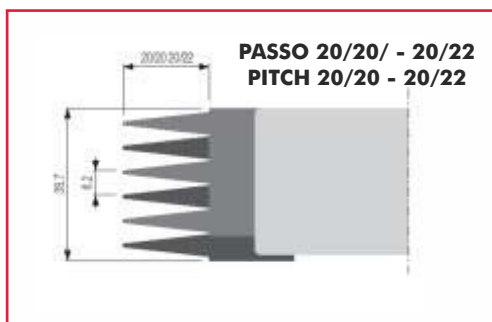
E Cabeza puertacuchillas para
junciones tipo "finger joint"



D	B	d	d _{MAX}	Z	COD
160	32,2	40	50	4	FJ160322404
160	32,2	40	50	6	FJ160322406
250	32,2	40	60	6	FJ250322406
250	32,2	40	60	8	FJ250322408
CORPO UTENSILE ESCLUSI COLTELLI / CUTTER EXCLUDING KNIVES					
PORTE - OUTIL SANS COUTEAUX / CABEZAL SIN CUCHILLAS					
129	30,4	40	50	4	FJ129304404
129	30,4	40	50	6	FJ129304406
216	30,4	40	60	6	FJ216304406
216	30,4	40	60	8	FJ216304408



D	B	d	d _{MAX}	Z	COD
170	32,3	40	50	4	FJ170323404
170	32,3	40	50	6	FJ170323406
260	32,3	40	60	6	FJ260323406
260	32,3	40	60	8	FJ260323408
CORPO UTENSILE ESCLUSI COLTELLI / CUTTER EXCLUDING KNIVES					
PORTE - OUTIL SANS COUTEAUX / CABEZAL SIN CUCHILLAS					
149	30,4	40	50	4	FJ149304404
149	30,4	40	50	6	FJ149304406
235	30,4	40	60	6	FJ235304406
235	30,4	40	60	8	FJ235304408



D	B	d	d _{MAX}	Z	COD
180	38,7	40	50	4	FJ180387404
260	38,7	40	60	6	FJ260387406
CORPO UTENSILE ESCLUSI COLTELLI / CUTTER EXCLUDING KNIVES					
PORTE - OUTIL SANS COUTEAUX / CABEZAL SIN CUCHILLAS					
152	37,2	40	50	4	FJ152372404
232	37,2	40	60	6	FJ232372406

TESTA PORTACOLTELLI PER GIUNZIONI TIPO "FINGER JOINT"

GB Jointing cutterhead
type "finger joint"

F Tête porte-couteaux pour jonctions
type « finger joint »

E Cabeza puertacuchillas para
junciones tipo "finger joint"

COLTELLI IN HS CON SPECIALE TRATTAMENTO SUPERFICIALE PVD HS COATING KNIVES / COUTEAUX HS COATING / CUCHILLAS HS COATING



PASSO/PITCH	LxHxS	COD	
10/10	3,8	28,4x38,5x14	FC53210101
10/11	3,8	28,4x38,5x14	FC53210111
15/15	3,8	28,4x43,5x14	FC53215151
15/16,5	3,8	28,4x43,5x14	FC532151651
20/20	6,2	32,5x48,5x14	FC53220201
20/22	6,2	32,5x48,5x14	FC53220221

COLTELLI IN HM / HW KNIVES / COUTEAUX HW / CUCHILLAS HW



PASSO/PITCH	LxHxS	COD	
10/10	3,8	28,4x38,5x14	FC53210102
10/11	3,8	28,4x38,5x14	FC53210112

SISTEMA DI LAVORAZIONE CON COLTELLI PASSO 10/11 - 15/16,5 - 20/22 MAKING SYSTEM WITH KNIVES PITCH 10/11 - 15/16,5 - 20/22 SYSTÈME DE TRAVAIL AVEC COUTEAUX PAS 10/11 - 15/16,5 - 20/22 SISTEMA DE TRABAJO CON CUCHILLAS PASO 10/11 - 15/16,5 - 20/22

1° FASE: INTESATURA CON GRUPPO TRUCIOLATORE E REGOLAZIONE DELLA LUNGHEZZA DEL DENTE (VEDI ART. IM 702 / IM 720).

2° FASE: ESECUZIONE GIUNZIONE.

1ST OPERATION: BUTTING WITH HOGGING UNIT FINGER LENGHT SETTING (SEE ART. IM 702 / IM 720).

2ND OPERATION: JOINTING OPERATION.

PREMIÈRE PHASE : ENTURE AVEC GROUP COUPEUSE À BOIS DE LA LONGUEUR DE LA DENT (VOIR ARTICLE IM 702 / IM 720).

DEUXIÈME PHASE : EXÉCUTION DE L'OPÉRATION.

PRIMERA FASE: REBAJE CON GRUPO DESMENUZADORA Y REGULACIÓN DE LA LONGITUD DEL DIENTE (VER ARTÍCULO IM 702 / IM 720).

SEGUNDA FASE: EJECUCIÓN DE LA OPERACIÓN.





TESTA PORTACOLTELLI PER GIUNZIONI TIPO "FINGER JOINT"



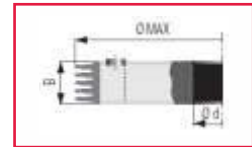
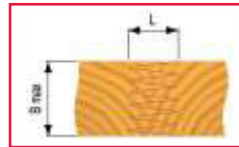
GB Jointing cutterhead type "finger joint"

F Tête porte-couteaux pour jonctions type « finger joint »

E Cabeza puertacuchillas para uniones tipo "finger joint"

TABELLA PER DETERMINARE IL NUMERO DI TESTE DA UTILIZZARE IN RELAZIONE ALLO SPESSORE LEGNO LAVORATO

CHART TO DETERMINE THE NUMBER OF CUTTERS TO BE USED DEPENDING ON THE CARVED WOOD'S THICKNESS
TABLEAU POUR DÉTERMINER LE NOMBRE DE TÊTES QUI DOIT ÊTRE UTILISÉ SELON L'ÉPAISSEUR DU BOIS TRAVAILLÉ
PROSPECTO PARA DETERMINAR EL NÚMERO DE CABEZAS QUE DEBE UTILIZAR SEGÚN EL ESPESOR DE LA MADERA TRABAJADA



L	B	Nr. Teste Nr. Cutters Nr. Têtes Nr. Cabezas	Ø MAX	B
	29,8	1	160 (250)	32,2
	60,2	2	160 (250)	62,6
10/10 10/11	90,6	3	160 (250)	93
Passo / Pitch	121	4	160 (250)	123,4
3,8mm	151,4	5	160 (250)	153,8
	181,8	6	160 (250)	184,2
	212,2	7	160 (250)	214,6
	29,8	1	170 (260)	32,2
	60,2	2	170 (260)	62,6
	90,6	3	170 (260)	93
15/15 15/16,5	121	4	170 (260)	123,4
Passo / Pitch	151,4	5	170 (260)	153,8
3,8mm	181,8	6	170 (260)	184,2
	212,2	7	170 (260)	214,6
	242,6	8	170 (260)	245
	273	9	170 (260)	275,4
	303,4	10	170 (260)	305,8
	36,3	1	180 (260)	38,7
	73,5	2	180 (260)	75,9
	110,7	3	180 (260)	113,1
20/20 20/22	147,9	4	180 (260)	150,3
Passo / Pitch	185,1	5	180 (260)	187,5
6,2mm	222,3	6	180 (260)	224,7
	259,5	7	180 (260)	261,9
	296,7	8	180 (260)	299,1
	333,9	9	180 (260)	336,3

Per lavorazioni su macchine dotate di utensile ad innestare, in base al legno da lavorare e al dispositivo di pressatura, le giunzioni, 10/11mm, 15/16,5mm e 20/22mm permettono di ottenere giunti a dita nel rispetto delle norme vigenti.

To work on machines provided with engaging tool depending on the wood to be carved and the pressing's device, the joints, 10/11mm, 15/16,5mm and 20/22mm allow to obtain finger joints within the laws in force.

Pour des travaux sur des machines équipées d'outil à brancher, selon le bois à travailler et le dispositif à presse, les jonctions, 10/11 mm, 15/16,5 mm et 20/22 mm permettent d'obtenir des joints à doigts dans le respect des règles en vigueur.

Por elaboraciones sobre máquinas dotadas de herramienta para enchufar, según la madera a trabajar y el aparato de pressura, las uniones, 10/11mm, 15/16,5mm y 20/22mm permiten de conseguir juntos a dedos en el respeto de las normas vigentes.

FR

534



TESTA PORTACOLTELLI PER GIUNZIONI TIPO "FINGER JOINT"

GB Jointing cutterhead
type "finger joint"

F Tête porte-couteaux pour jonctions
type « finger joint »

E Cabeza puertacuchillas para
junciones tipo "finger joint"



Teste in acciaio ad alta resistenza con inserti in HM per eseguire giunzioni tipo "finger" verticali e orizzontali profilo 10/11. L'utensile garantisce un elevato rendimento sia nella lavorazione di legni teneri sia di quelli duri/esotici.

Facile sostituzione e posizionamento dei coltelli. Possibilità di riaffilatura (3,5 mm max).

High-strength steel heads with inserts in HW for horizontal and vertical "finger"-type joints, profile 10/11.

The tool guarantees high efficiency in the working of both soft and hard/exotic woods.

Easy replacement and positioning of the blades. Possibility of re-sharpening (3,5 mm max).

Têtes en acier à haute résistance avec élément en HW pour exécuter des jonctions type "finger joint" verticaux et horizontaux, profil 10/11. L'outil garantit un rendement élevé dans les travaux de bois tendres et de bois durs/exotiques aussi. Remplacement et mise en place faciles.

Cabezas de acero a alta resistencia con elemento de HW para ejecutar junciones tipo "finger joint" verticales y horizontales perfil 10/11. La herramienta garantiza un elevado rendimiento tanto en l'elaboración de maderas tiernas como de maderas duras/exóticas.



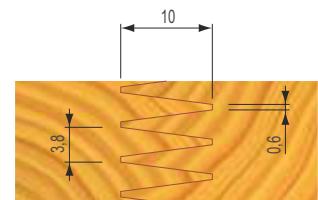
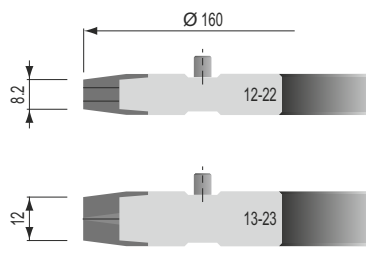
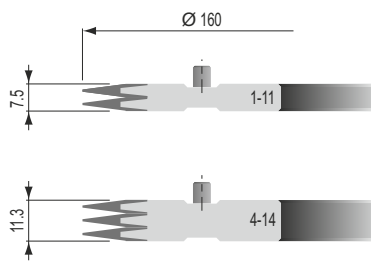
TESTA PORTACOLTELLI PER GIUNZIONI TIPO "FINGER JOINT"

GB Jointing cutterhead
type "finger joint"

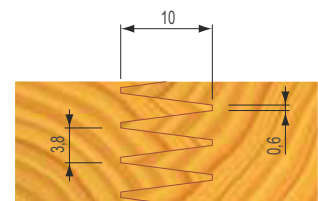
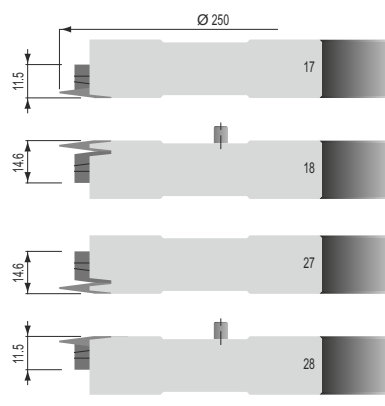
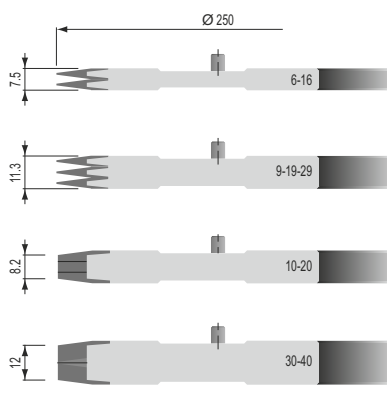
F Tête porte-couteaux pour jonctions
type « finger joint »

E Cabeza puertas-cuchillas para
junciones tipo "finger joint"

D	B	d	d max	Z	N°	COD
160	7,6	50	70	2+2	1	FJ160765041
160	7,6	50	70	3+3	11	FJ1607650611
160	11,4	50	70	2+2+2	4	FJ1601145064
160	11,4	50	70	3+3+3	14	FJ16011450914
160	11,4	50	70	2+2	12	FJ16011450412
160	11,4	50	70	3+3	22	FJ16011450622
160	15,2	50	70	2+2+2	13	FJ16015250613
160	15,2	50	70	3+3+3	23	FJ16015250923



D	B	d	d max	Z	N°	COD
250	7,6	50	70	3+3	6	FJ250765066
250	7,6	50	70	4+4	16	FJ2507650816
250	11,4	50	70	3+3+3	9	FJ2501145099
250	11,4	50	70	4+4+4	19	FJ250114501219
250	11,4	50	70	5+5+5	29	FJ250114501529
250	11,4	50	70	3+3	10	FJ25011450610
250	11,4	50	70	4+4	20	FJ25011450820
250	15,2	50	70	3+3+3	30	FJ25015250930
250	15,2	50	70	4+4+4	40	FJ250152501240
250	22	50	70	3+3+3	17	FJ2502250917
250	22	50	70	3+3+3	18	FJ2502250918



IN FASE DI ORDINE SPECIFICARE IL TIPO DI MACCHINA SULLA QUALE GLI UTENSILI SARANNO MONTATI.
WHEN ORDERING SPECIFY THE TYPE OF MACHINE ON WHICH THE TOOLS WILL BE MOUNTED.
EN PHASE D'ORDRE IL FAUT PRÉCISER LE TYPE DE MACHINE SUR LAQUELLE LES OUTILS SERONT MONTÉS.
EN FASE DE PEDIDO HAY QUE PRECISAR EL TIPO DE MÁQUINA LA CUAL LA HERRAMIENTAS HABRÁN SUPIDO.











TESTA PORTACOLTELLI PER GIUNZIONI TIPO "FINGER JOINT"

GB Jointing cutterhead
type "finger joint"

F Tête porte-couteaux pour jonctions
type « finger joint »

E Cabeza puertas-cuchillas para
junciones tipo "finger joint"

RICAMBI - SPARE PARTS - PIECES DE RECHANGE - RECAMBIOS

DX-RH  FC53438D	 FVM57
SX-LH  FC53438S	 FVM57
 FC53438A	 FVM513
 FC53438B	 FVM513

 HW	COD
38x13x3,7	FC53438D
38x13x3,7	FC53438S
38x13x7,5	FC53438A
38x13x7,5	FC53438B


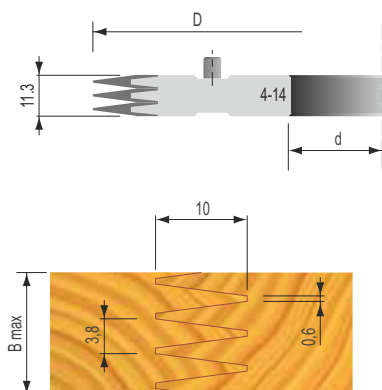

	COD
M5x7	FVM57
M5x13	FVM513

TABELLA PER DETERMINARE IL NUMERO DI TESTE DA UTILIZZARE IN RELAZIONE ALLO SPESSORE DEL LEGNO LAVORATO

CHART TO DETERMINE THE NUMBER OF CUTTERS TO BE USED DEPENDING ON THE CARVED WOOD'S THICKNESS
TABLEAU POUR DÉTERMINER LE NUMÉRO DE TÊTES QUI DOIT ÊTRE UTILISÉ SELON L'ÉPAISSEUR DU BOIS TRAVAILLÉ
PROSPECTO PARA DETERMINAR EL NÚMERO DE CABEZAS QUE DEBE UTILIZAR SEGÚN EL ESPESOR DE LA MADERA



B-MAX	Nr. Teste Nr. Cutters Nr. Têtes Nr. Cabezas	B
10,8	1	11,3
22,2	2	22,7
33,6	3	34,1
45	4	45,5
56,4	5	56,9
67,8	6	68,3
79,2	7	79,7
90,6	8	91,1
102	9	102,5
113,4	10	113,9
124,8	11	125,3
136,2	12	136,7
147,6	13	148,1
159	14	159,5
170,4	15	170,9
181,8	16	182,3
193,2	17	193,7
204,6	18	205,1

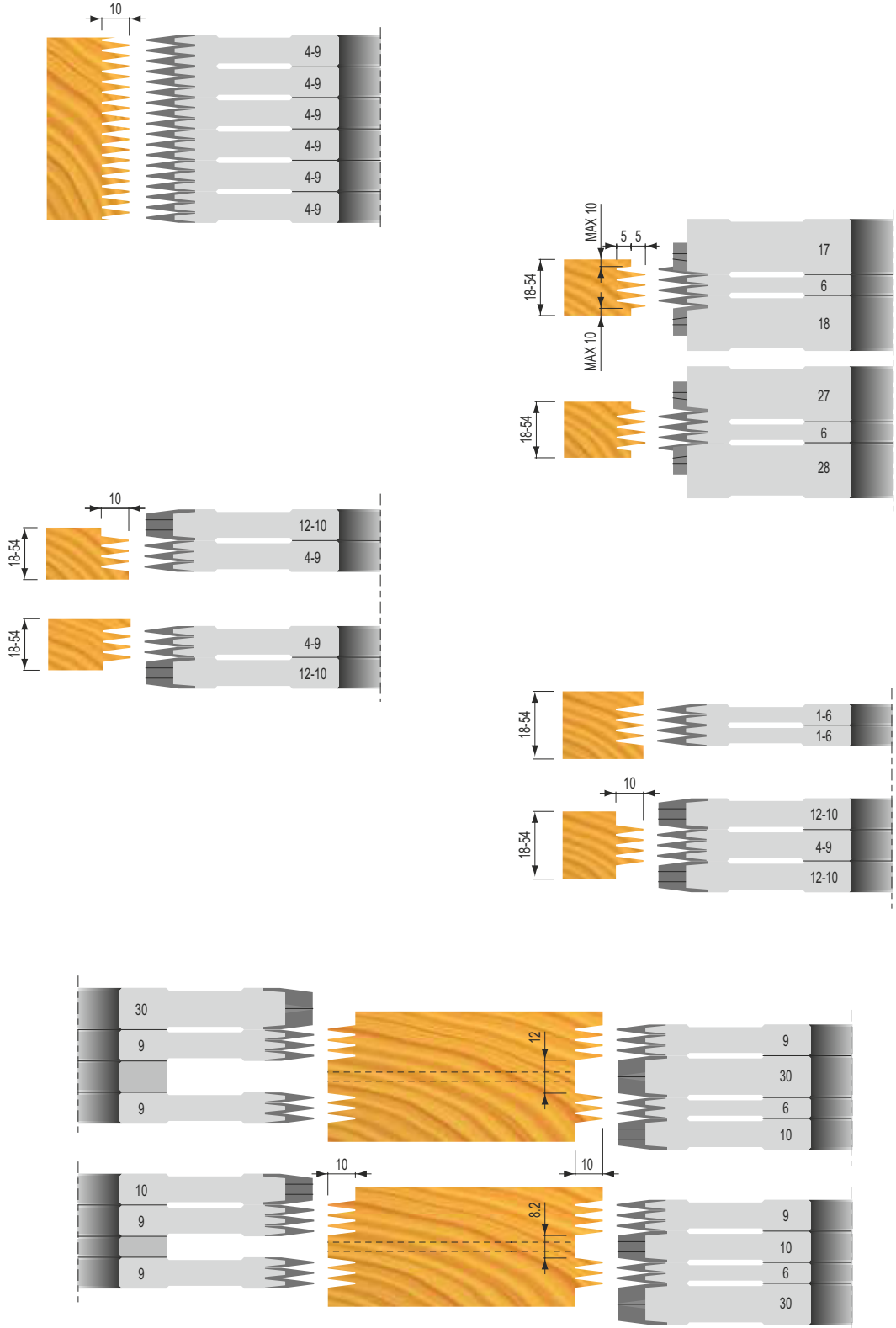



TESTA PORTACOLTELLI PER GIUNZIONI TIPO "FINGER JOINT"

GB Jointing cutterhead type "finger joint"

F Tête porte-couteaux pour jonctions type « finger joint »

E Cabeza puertas-cuchillas para juntas tipo "finger joint"





GRUPPO TESTE PER PERLINE E PARQUET



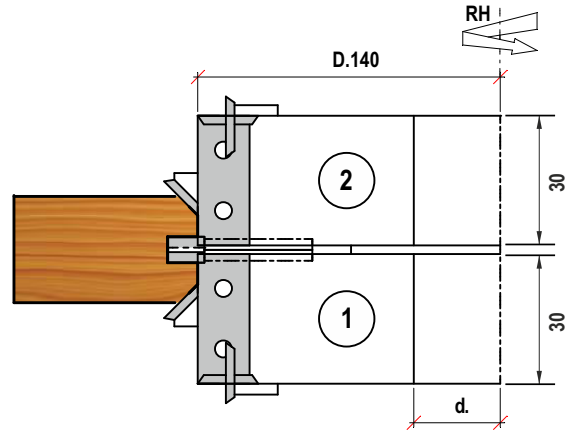
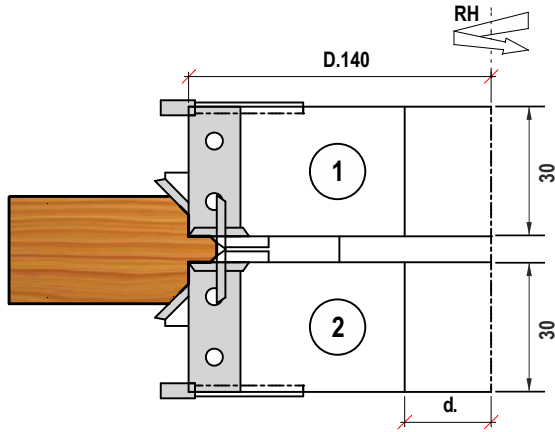
Tongue and groove cutter head set



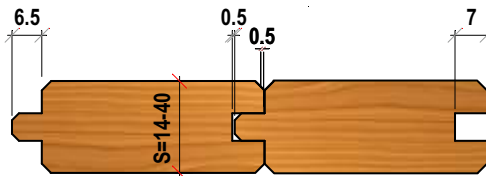
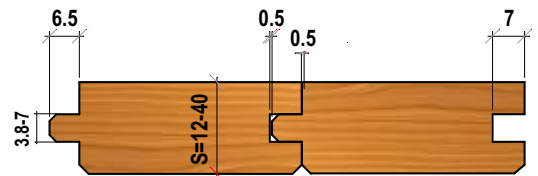
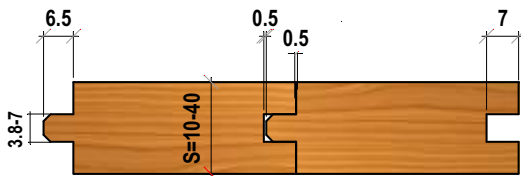
Porte-outils couplés pour parquets



Cabezales para parquets

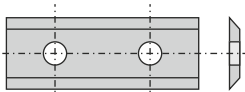


D	B	d	S	Z+V+Sp	COD
140	30+30	30	10-40	2+2+2	FG1403030306



RICAMBI - SPARE PARTS - PIECES DE RECHANGE - RECAMBIOS

HW



30x12x1,5
FC6123001215A



14x14x2
FC6121401420A

FC61333D



FC61333S



SX

FC61352D

FC61352S

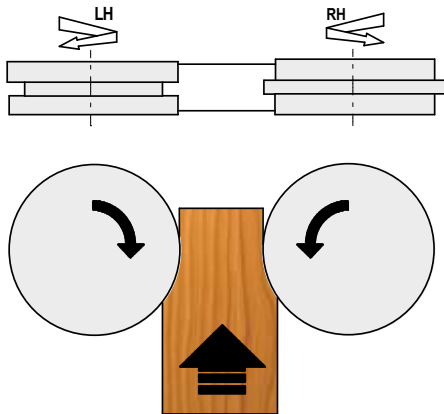


GRUPPO TESTE PER PERLINE E PARQUET

GB Tongue and groove cutter head set

F Porte-outils couples pour parquets

E Cabezales para parquetes



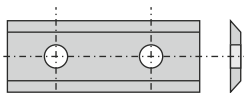
TESTA	D	B	d	Z+V+Sp
1	155	30	40	2+4+2
2	155	30	40	2+4+2
3	140	30	40	2+4+2
4	140	30	40	2+4+2
5	155	15	40	2+4+2
6	160	20	40	2+4+2

TABELLA DEI GRUPPI / TABLES OF THE SETS TABLEAU DES GROVES / PROSPECTO DE LOS GRUPOS

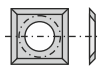
PROFILO PROFILE	GRUPPO COMPOSTO DA SET OF TOOLS	S LEGNO WOOD	COD
A	1+2 3+4	10-40	FG15530408A
B	1+2 3+4	12-40	FG15530408B
C	1+2 3+4	14-40	FG15530408C
D	1+5 3+6	10-30	FG16020408D
SERIE COMPLETA / COMPLETE SET / SÉRIE COMPLÈTE / SERIE COMPLETA			
A+B+C+D	1+2+3+4+5+6	10-40	FG16020408

RICAMBI - SPARE PARTS - PIECES DE RECHANGE - RECAMBIOS

HW



30x12x1,5
FC6123001215A



14x14x2
FC6121401420A

FC61333D



FC61333S



FC61352D

FC61352S



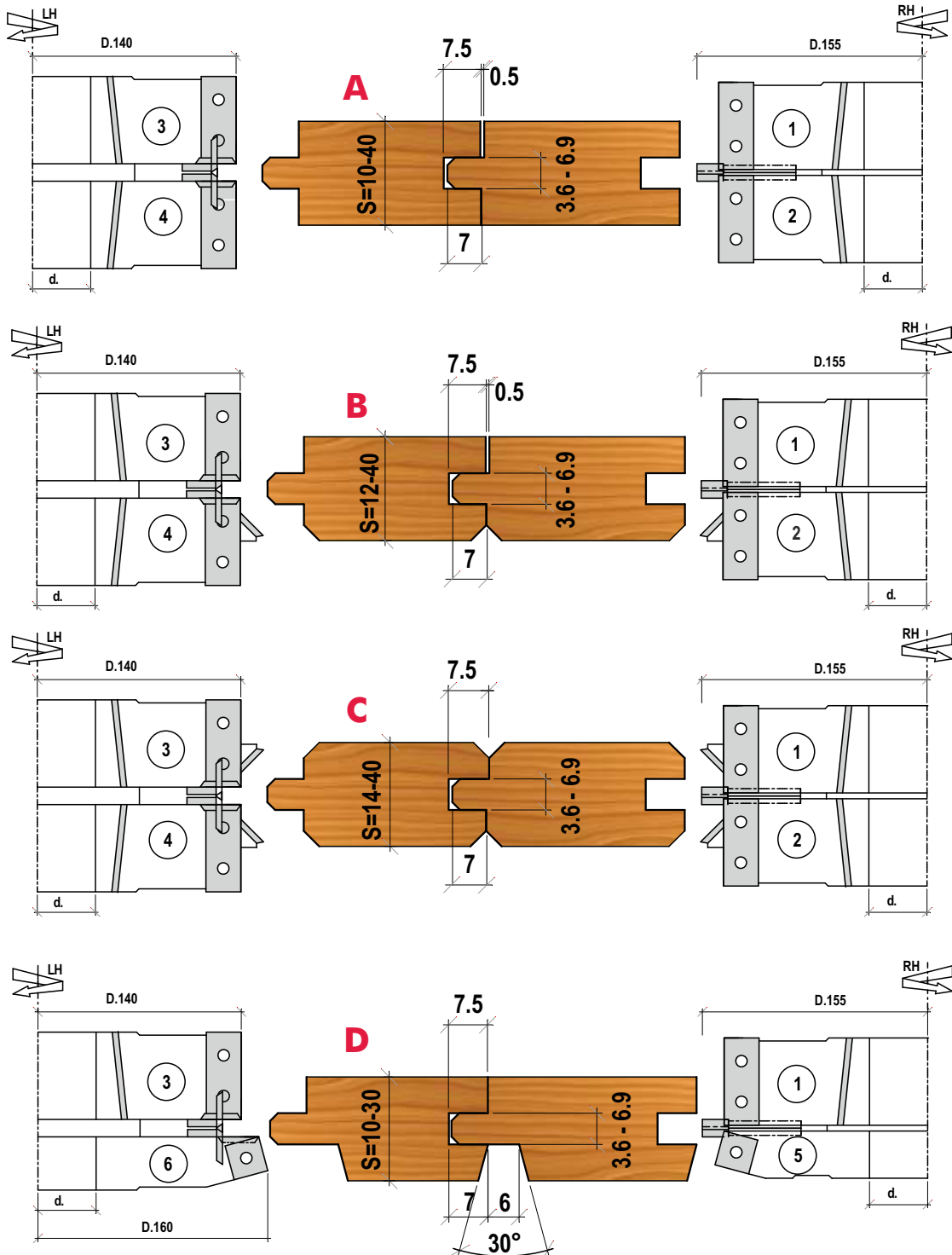
GRUPPO TESTE PER PERLINE E PARQUET

GB Tongue and groove cutter head set

F Porte-outils couples pour parquets

E Cabezales para parquetes

Profili ottenibili con gruppi teste FR 538 Obtainable profiles with cutter head sets FR 538 Profils réalisables avec porte-outils couples FR 538 Perfiles obtenibles con cabezales FR 538



F
R

TESTA 1/4 DI TONDO CONCAVO

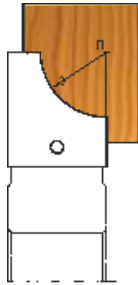
GB Quarter round concave radius shaper cutterhead

F Porte-outils a 1/4 de rond concave

E Cabezal de cuchillas para radios 1/4 de tondo concavo



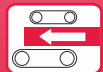
5
4
0



D	B	d	Z	R	COD
140	20	30	3	10	FB14020303
140	20	30	3	12	FB14020303/1
140	25	30	3	15	FB14025303
140	30	30	3	20	FB14030303



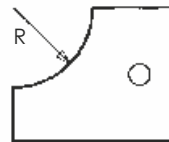
MAN



MEC



RICAMBI - SPARE PARTS - PIECES DE RECHANGE - RECAMBIOS



R	COD
10	FC61354010
12	FC61354012
15	FC61354015
20	FC61354020

HW

F
R

TESTA 1/2 DI TONDO CONCAVO

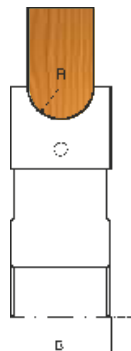
GB Half round concave radius shaper cutter

F Porte-outils a 1/2 de rond concave

E Cabezal de cuchillas para radios 1/2 de tondo concavo



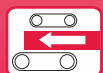
5
4
2



D	B	d	Z	R	COD
140	30	30	3	4	FB14030303A
140	30	30	3	5	FB14030303A/1
140	25	30	3	6	FB14025303A
140	25	30	3	7,5	FB14025303A/1
140	30	30	3	10	FB14030303A



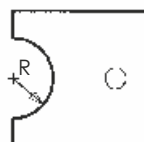
MAN



MEC



RICAMBI - SPARE PARTS - PIECES DE RECHANGE - RECAMBIOS



R	COD
4	FC6135424
5	FC6135425
6	FC6135426
7,5	FC61354275
10	FC61354210

HW

F
R

TESTA 1/4 DI TONDO CONVESSO

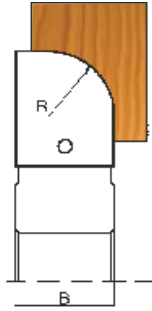
GB Quarter round convex radius shaper cutterhead

F Porte-outils a 1/4 de rond convexe

E Cabezal de cuchillas para radios 1/4 de tondo convexo



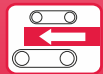
5
4
4



D	B	d	Z	R	COD
140	20	30	3	10	FB14020303B
140	20	30	3	12	FB14020303B/1
140	25	30	3	15	FB14025303B
140	30	30	3	20	FB14030303B



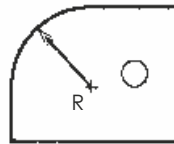
MAN



MEC

GDA
High-tech tools

RICAMBI - SPARE PARTS - PIECES DE RECHANGE - RECAMBIOS



R	COD
10	FC61354410
12	FC61354412
15	FC61354415
20	FC61354420

HW

F
R

TESTA 1/2 DI TONDO CONVESSO

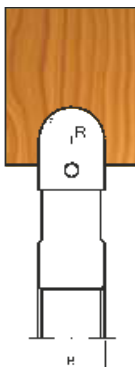
GB Half round convex radius shaper cutter

F Porte-outils a 1/2 de rond convexe

E Cabezal de cuchillas para radios 1/2 de tondo convexo



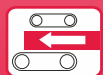
5
4
6



D	B	d	Z	R	COD
140	12	30	3	6	FB14012303C
140	15	30	3	7,5	FB14015303C
140	20	30	3	10	FB14020303C



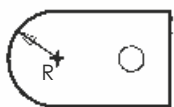
MAN



MEC

GDA
High-tech tools

RICAMBI - SPARE PARTS - PIECES DE RECHANGE - RECAMBIOS



R	COD
6	FC6135466
7,5	FC61354675
10	FC61354610

HW

**F
R**

**5
5
0**

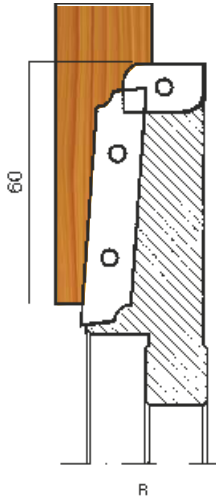


TESTA PIATTABANDA PER 12 PROFILI

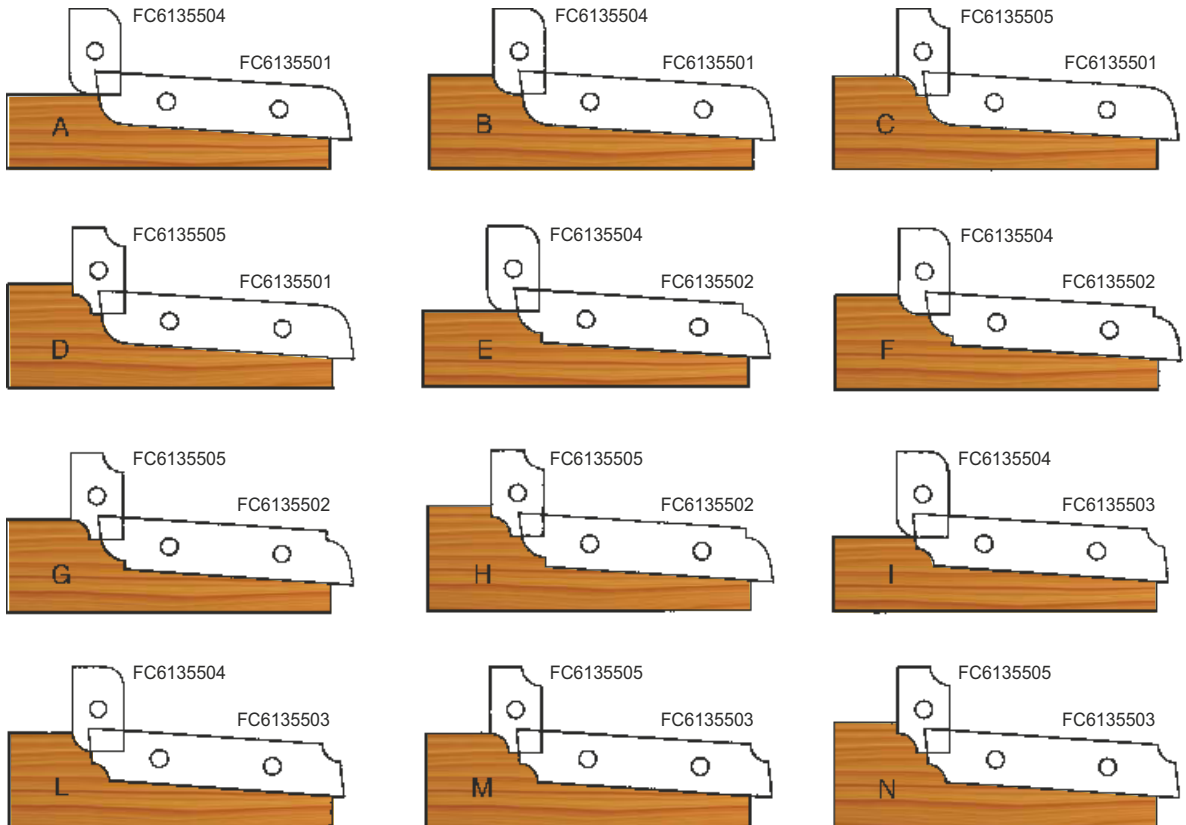
GB Raised panel cutterhead 12 profiles

F Porte-outils plate-bande - 12 profils

E Cabezal de cuchillas plafones 12 perfils

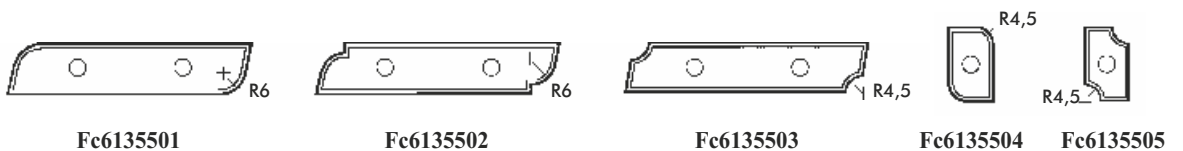


D	B	d	Z	COD
200	30	30	2+2	FB20030304



RICAMBI - SPARE PARTS - PIECES DE RECHANGE - RECAMBIOS

HW



F
R

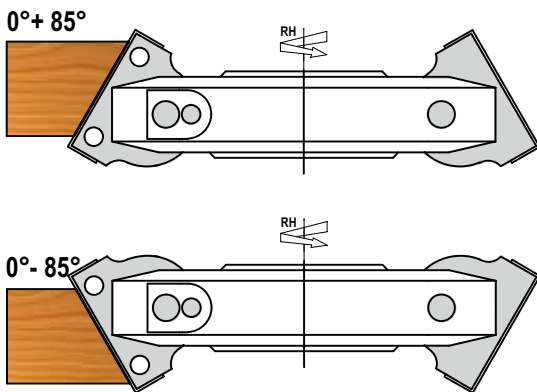
TESTA AD INCLINAZIONE VARIABILE REGOLAZIONE DI 5°/5°

GB Pivoting cutter head Adjustable 5°/5° **F** Porte-outils à chanfreiner Inclinaire de 5°/5° **E** Cabezal para biselar Ajustable de 5°/5°




5
5
3

D	B	d	Z	COD
170	50	30	2+2V	FB17050304

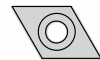


RICAMBI - SPARE PARTS PIECES DE RECHANGE - RECAMBIOS

HW



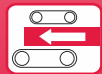
50x12x1,5
FC612501215A



14x28x2
FC61314282



MAN



MEC

GDA
High-tech tools

F
R

TESTA AD INCLINAZIONE VARIABILE REGOLAZIONE DI 1°/1°

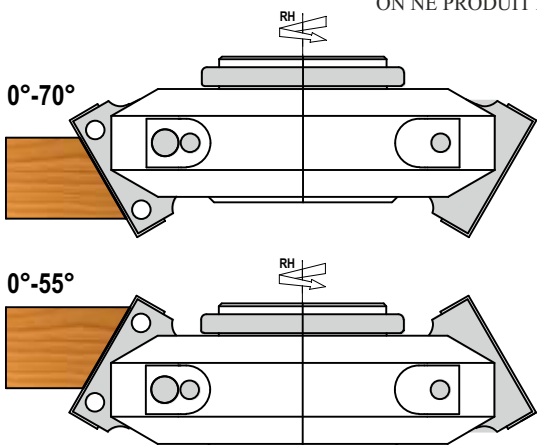
GB Pivoting cutter head Adjustable 1°/1° **F** Porte-outils à chanfreiner Inclinaire de 1°/1° **E** Cabezal para biselar Ajustable de 1°/1°



5
5
4


D	B	d	Z	COD
155	50	30	2+2V	FB15550304

NON VIENE PRODOTTA CON FORO 50 / NOT AVAILABLE WITH BORE 50
ON NE PRODUIT PAS AVEC ALESAGE 50 / NO SE PRODUCE CON ORIFICIO 50

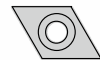


RICAMBI - SPARE PARTS PIECES DE RECHANGE - RECAMBIOS

HW



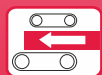
50x12x1,5
FC612501215A



14x28x2
FC61314282



MAN



MEC

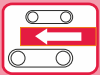
GDA
High-tech tools

F
R

5
5
6



MAN



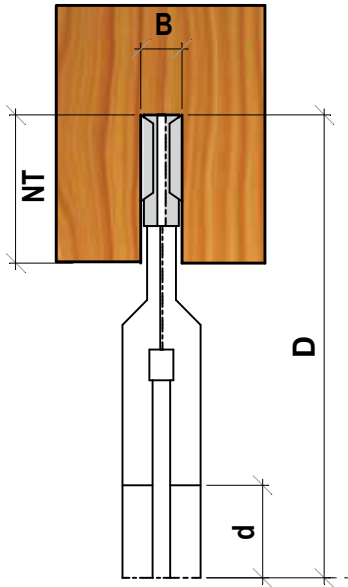
MEC

TESTA A SPESSORE REGOLABILE CON ANELLI

GB Grooving cutterhead adjustable with spacers

F Porte-outil a rainier regable avec des bagues

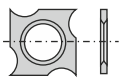
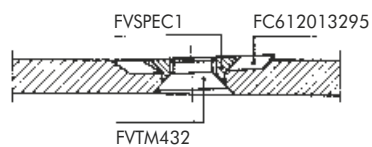
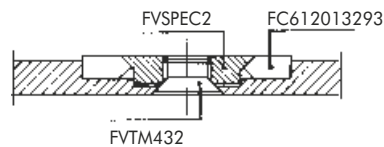
E Cabezal para ranurar regulables con anillos



D	B	d	Z	COD	NT
150	4-7,5	30	8+4V	FB1504753012	30
150	4-16	30	8+2+4V	FB1504163014	30
150	8	30	2	FB1508302	
180	4-7,5	30	8+4V	FB1804753012	37
180	4-16	30	8+2+4V	FB1804163014	37
180	8	30	2	FB1808302	

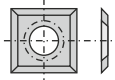
RICAMBI - SPARE PARTS - PIECES DE RECHANGE - RECAMBIOS

HW



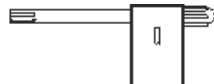
18x18x1,95

FC61218018195A



14x14x1,2

FC6121401412A



FCT9



FVTM432



FVSPEC1



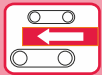
FVSPEC2

F
R

5
5
8



MAN



MEC

TESTA A SPESSORE REGOLABILE CON ANELLI

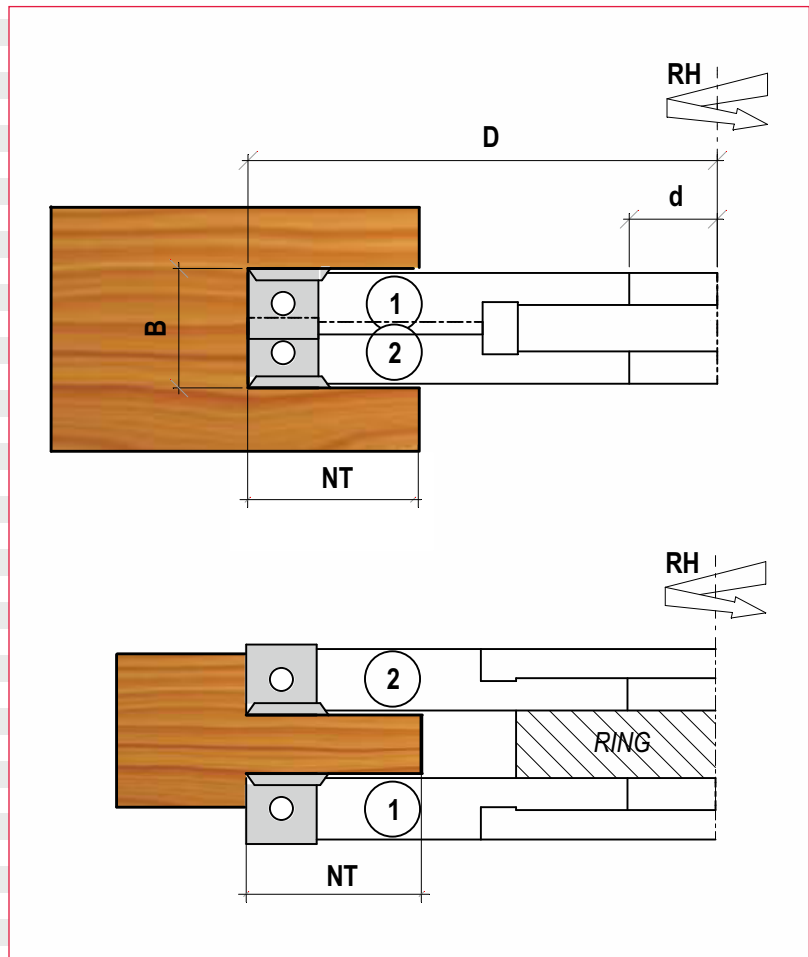
GB Grooving cutterhead adjustable with spacers

F Porte-outil a rainier regable avec des bagues

E Cabezal para ranurar regulables con anillos

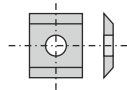


D	B	d	Z	COD	NT
140	8-15	30	4+4	FB140815308	35
140	12,5-23	30	4+4	FB14012523308	35
160	8-15	30	4+4	FB160815308	45
160	12,5-23	30	4+4	FB16012523308	45
200	8-15	30	4+4	FB200815308	65
200	12,5-23	30	4+4	FB20012523308	65
250	8-15	30	4+4	FB250815308	60
250	12,5-23	30	4+4	FB25012523308	90

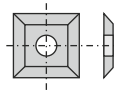


RICAMBI - SPARE PARTS - PIECES DE RECHANGE - RECAMBIOS

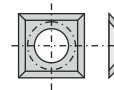
HW



7,5x12x1,5
FC6120751215A



12x12x1,5
FC6121201215A



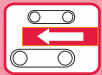
14x14x2
FC6121401420A

F
R

5
6
0



MAN



MEC

TESTA A SPESSORE REGOLABILE CON ANELLI

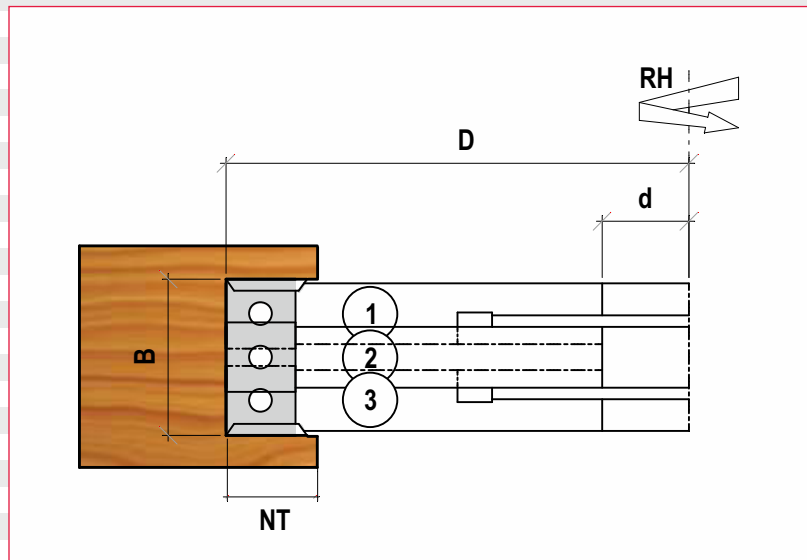


GB Grooving cutterhead adjustable with spacers

F Porte-outil a rainier regable avec des bagues

E Cabezal para ranurar regulables con anillos

D	B	d	Z	COD	NT
140	8-23	30	6+4V	FB1408233010	35
140	12,5-35	30	6+4V	FB140125353010	45
180	8-30	30	6+4V	FB1808303010	55
140	8-23	35	6+4V	FB1408233510	35
140	12,5-35	35	6+4V	FB140125353510	45
180	8-23	35	6+4V	FB1808233510	55



ANELLI PER / RINGS SET FOR /
BAGUES DE REGLAGE POUR /
ANILLOS DISTANCIADORES POR /

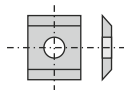
COD

8-23
12,5-35
8-30

AANE5601
AANE5602
AANE5603

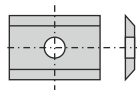
RICAMBI - SPARE PARTS - PIECES DE RECHANGE - RECAMBIOS

HW



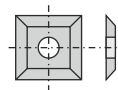
7,5x12x1,5

FC6120751215A



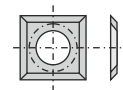
15x12x1,5

FC6121501215A



12x12x1,5

FC6121201215A



14x14x2

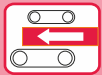
FC6121401420A

F
R

5
6
2



MAN



MEC

TESTA A SPESSORE REGOLABILE CON ANELLI

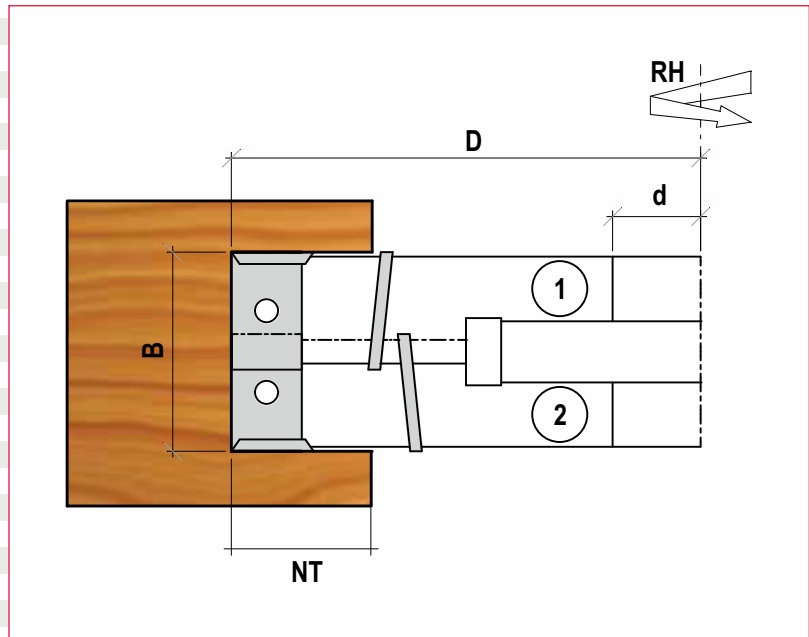
GB Grooving cutterhead adjustable with spacers

F Porte-outil à rainier réglable avec des bagues

E Cabezal para ranurar regulables con anillos



D	B	d	Z	COD	NT
140	20,5-39	30	4+4V	FB14020539308	35
140	30,5-59	30	4+4V	FB14030559308	35
160	20,5-39	30	4+4V	FB16020539308	45
160	30,5-59	30	4+4V	FB16030559308	45



ANELLI PER / RINGS SET FOR /
BAGUES DE REGLAGE POUR /
ANILLOS DISTANCIADORES POR /

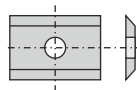
COD

20,5-39
30,5-59

AANE5621
AANE5622

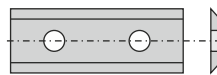
RICAMBI - SPARE PARTS - PIECES DE RECHANGE - RECAMBIOS

HW



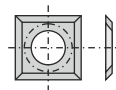
20x12x1,5

FC6122001215A



30x12x1,5

FC6123001215A

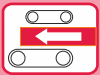


14x14x2

FC6121401420A



MAN



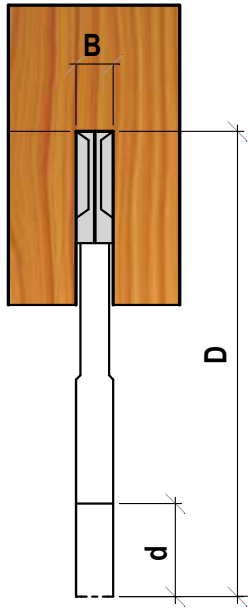
MEC

TESTA A SPESSORE FISSO

GB Fixing grooving cutterhead

F Porte-outil a rainier fixe

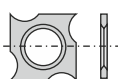
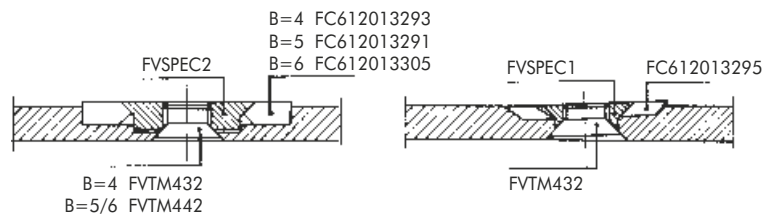
E Cabezal para ranura fisa



D	B	d	Z	COD
125	4	30	4+4V	FB1254308
125	5	30	4+4V	FB1255308
125	6	30	4+4V	FB1256308
150	4	30	4+4V	FB1504308
150	5	30	4+4V	FB1505308
150	6	30	4+4V	FB1506308

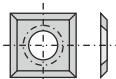
RICAMBI - SPARE PARTS - PIECES DE RECHANGE - RECAMBIOS

HW



18x18x1,95

B=4 FC61218018195A



14x14x1,2

FC6121401420A



FCT9



B=4 FVTM432



FVSPEC1



FVSPEC2

B=5/6 FVTM442

18x18x2,45

B=5 FC61218018245A

18x18x2,95

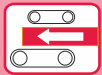
B=6 FC61218018295A

F
R

5
6
5



MAN



MEC

TESTA A SPESSORE FISSO

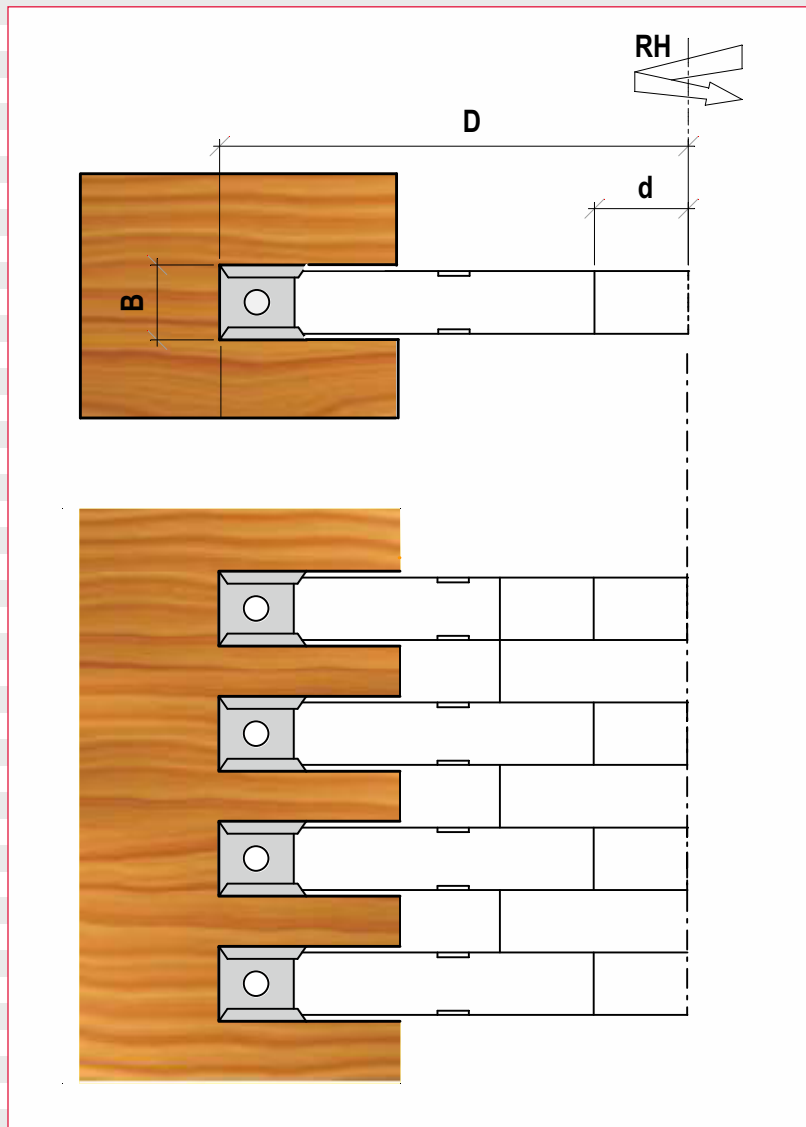
GB Fixing grooving cutterhead

F Porte-outil a rainier fixe

E Cabezal para ranura fisa

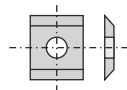


D	B	d	Z	COD
125	8	30	4+4V	FB1258308
125	10	30	4+4V	FB12510308
125	12	30	4+4V	FB12512308
150	8	30	4+4V	FB1508308
150	10	30	4+4V	FB15010308
150	12	30	4+4V	FB15012308



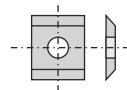
RICAMBI - SPARE PARTS - PIECES DE RECHANGE - RECAMBIOS

HW



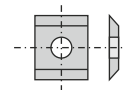
7,5x12x1,5

B=8 FC6120751215A



9,6x12x1,5

B=10 FC6120961215A



11,6x12x1,5

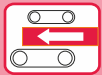
B=12 FC6131161215

**F
R**

**5
7
0**



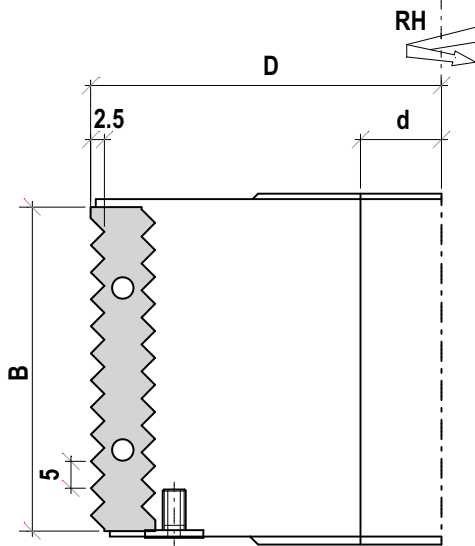
MAN



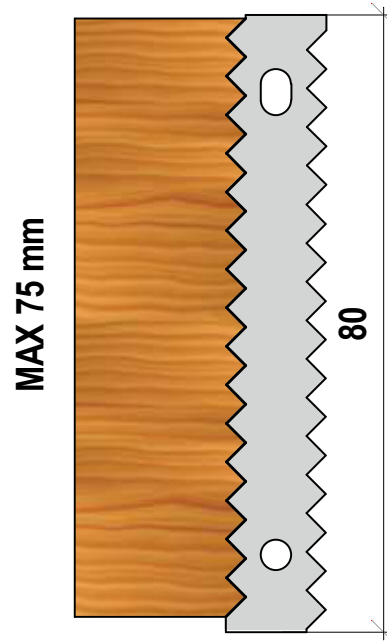
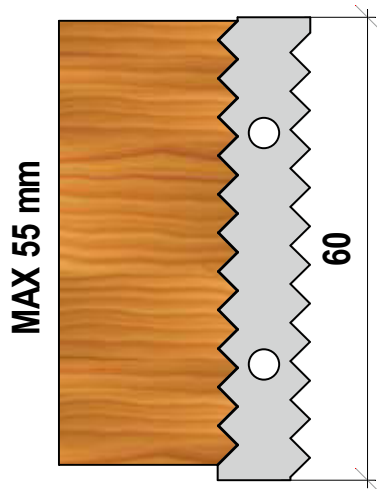
MEC

TESTA PER GIUNZIONI

GB Glue joint cutterhead **F** Porte-outil pour abauter **E** Cabezal para ensamblar



D	B	d	Z	COD
125	60	30	3	FJ12560303
125	80	30	3	FJ12580303



RICAMBI - SPARE PARTS - PIECES DE RECHANGE - RECAMBIOS

HW



FC61357060



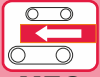
FC61357080

F
R

5
7
2



MAN



MEC

GRUPPO TESTE REGOLABILI PER GIUNZIONI



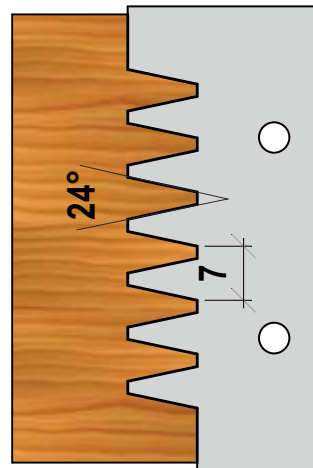
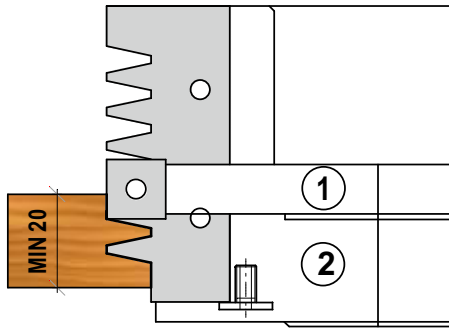
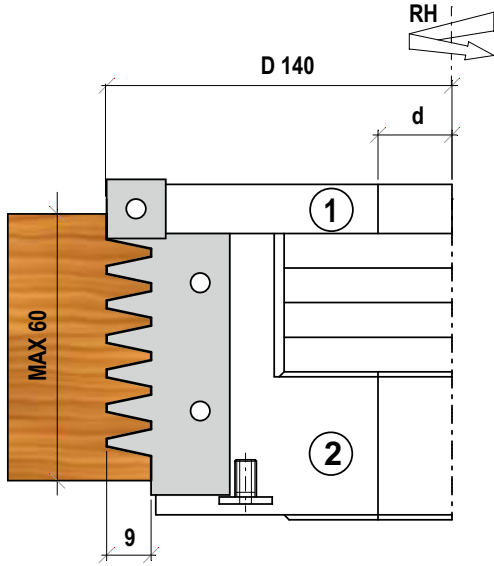
Adjustable
glue joint cutterhead



Porte-outil pour a bouveter
extensible



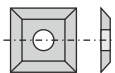
Cabezal extensible
para ensamblar



D	B	d	Z	COD
140	60+12	30	3+3	FJ1406012306

RICAMBI - SPARE PARTS - PIECES DE RECHANGE - RECAMBIOS

HW



12x12x1,5
FC6121201215A



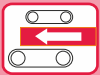
Fc61357260

F
R

5
7
3



MAN



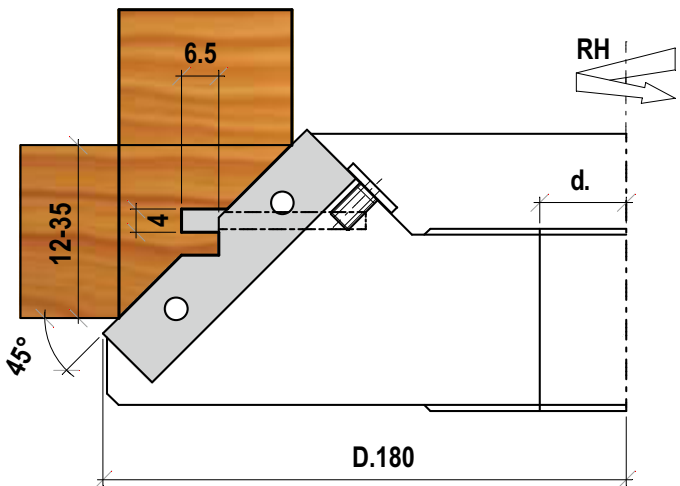
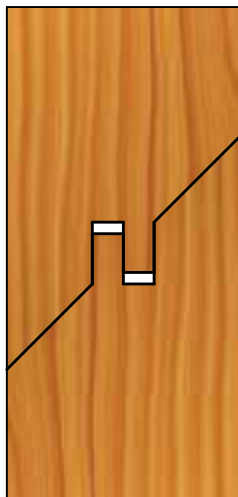

MEC

TESTA PER GIUNZIONI 45°

GB 45° mitre
glue joint cutterhead

F Porte-outil
pour abauter 45°

E Cabezal para
ensamblar 45°



D	B	d	Z	COD
180	50	30	2+2	FJ18050304

RICAMBI - SPARE PARTS - PIECES DE RECHANGE - RECAMBIOS

HW



FC61357350



FC6134

F
R

5
7
4



GRUPPO TESTE PER CONTORNARE - RAGGIARE - SMUSSARE



GB Cutterhead set for
jointing - beveling -
rounding

F Jeu de porte-outils
pour dresser -
chanfreiner - arrondir

E Juego de cabezales
para cantear -
biselar - redondear

TESTA / HEAD

	D	B	d	Z	COD	R
1	125	50	30	3	FB12550303	
2-3	135	16	30	3	FB13516303	2-3-4-5-6
4-5	146	25	30	3	FB14625303	8-10-12

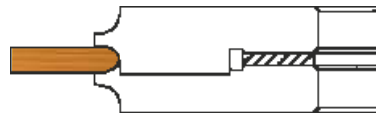
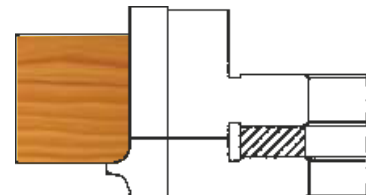
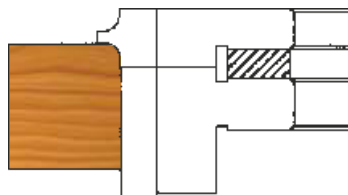
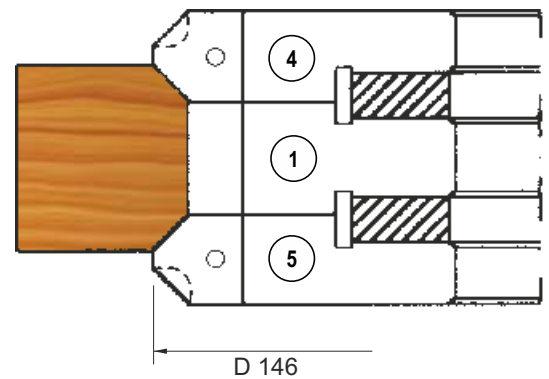
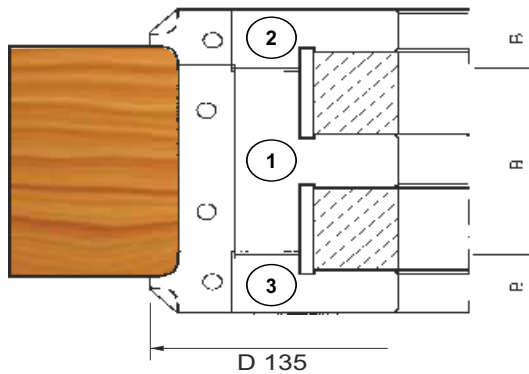
GRUPPO

1-2-3

FG13516309

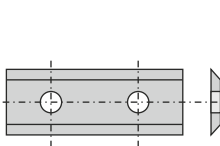
1-4-5

FG14625309

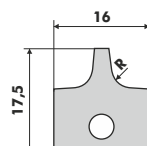


RICAMBI - SPARE PARTS - PIECES DE RECHANGE - RECAMBIOS

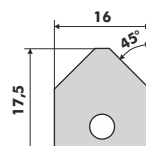
HW



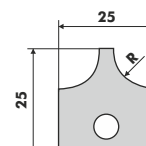
50x12x1,5
FC6125001215A



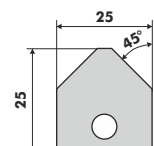
R **COD**
2 FC613574162
3 FC613574163
4 FC613574164
5 FC613574165



COD
FC61357416



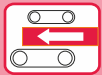
R **COD**
8 FC613574258
10 FC6135742510
12 FC6135742512



COD
FC61357425



MAN



MEC

TESTA MULTIPROFILO PER ANTINE



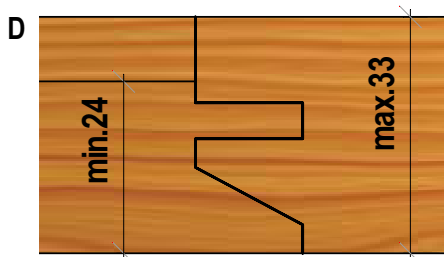
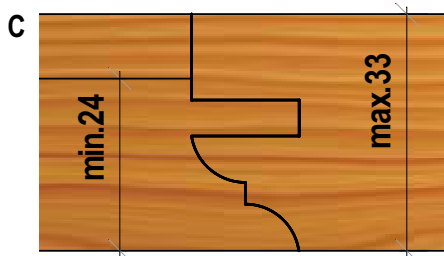
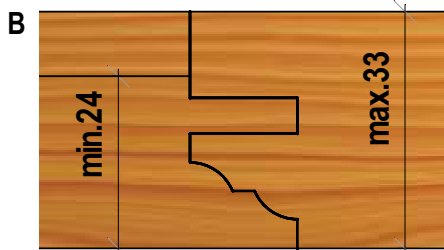
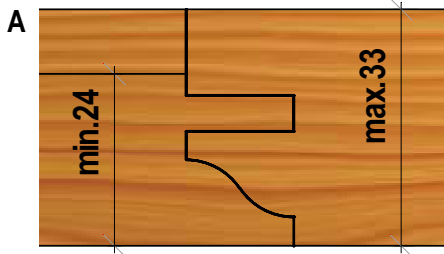
Multiprofile cutterhead for doors



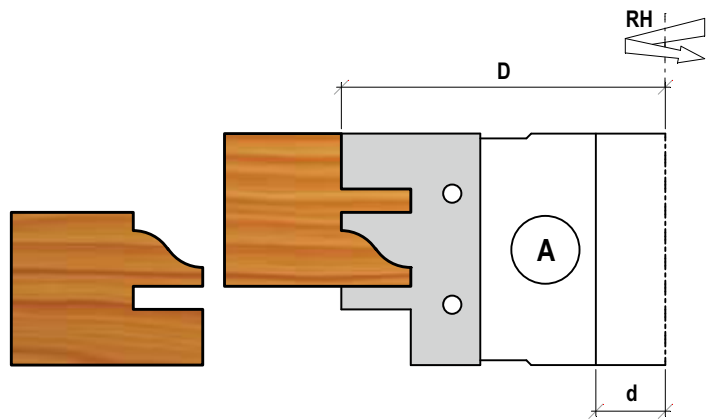
Porte-outil multiprofiles pour portes



Cabezal multiperfiles para puertas

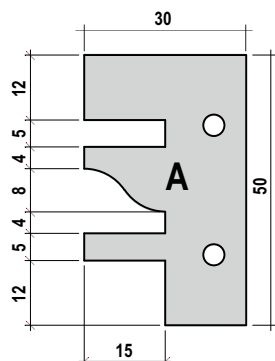


D	B	d	Z	COD	PROF
140	50	30	2	FB14050302A	A
140	50	30	2	FB14050302B	B
140	50	30	2	FB14050302C	C
140	50	30	2	FB14050302D	D

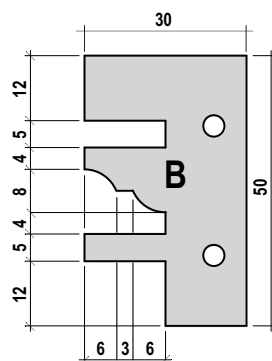


RICAMBI - SPARE PARTS - PIECES DE RECHANGE - RECAMBIOS

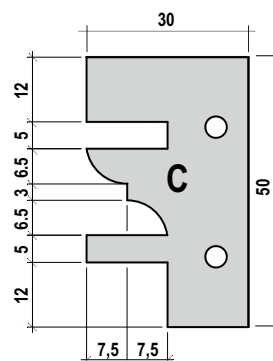
HW



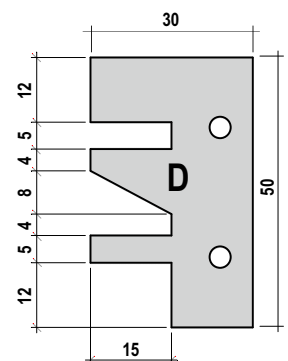
FC613576A



FC613576B



FC613576C



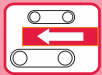
FC613576D

F
R

5
7
8



MAN



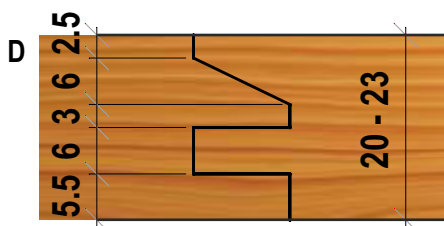
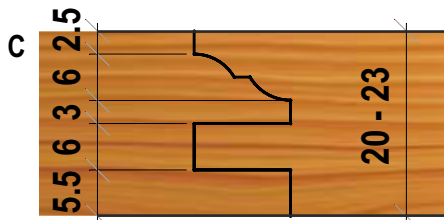
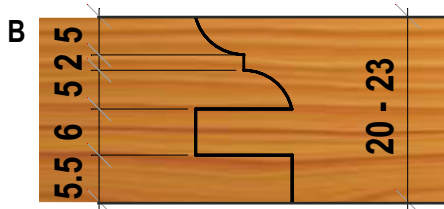
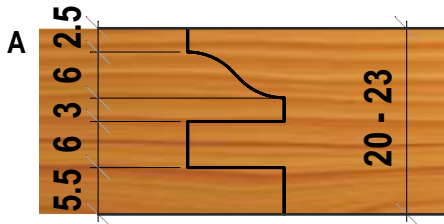
MEC

GRUPPO TESTE MULTIPROFILO PER ANTINE

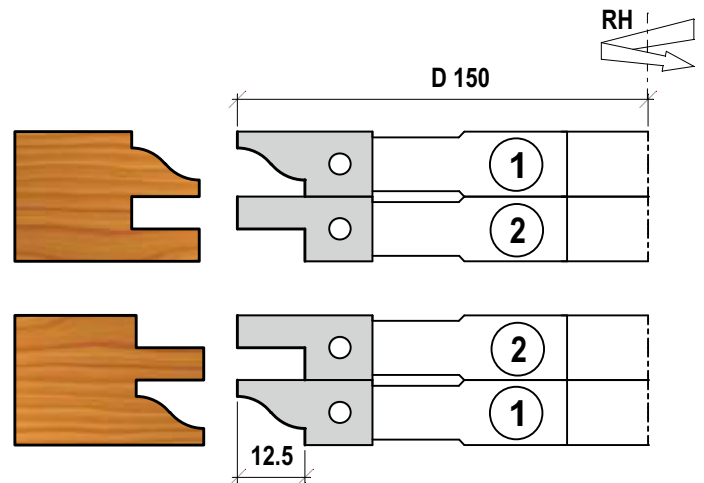
GB Multiprofile cutterhead set for doors

F Jeu de porte-outil multiprofiles pour portes

E Juego de cabezal multiperfiles para puertas

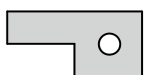


D	B	d	Z	COD	PROF
150	12+12	30	2+2	FB1501212304A	A
150	12+12	30	2+2	FB1501212304B	B
150	12+12	30	2+2	FB1501212304C	C
150	12+12	30	2+2	FB1501212304D	D



RICAMBI - SPARE PARTS - PIECES DE RECHANGE - RECAMBIOS

HW



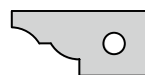
Fc6135780



Fc6135781



Fc6135782



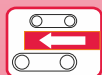
Fc6135783



Fc6135784



MAN



MEC

GRUPPO TESTE MULTIPROFILO PER ANTINE

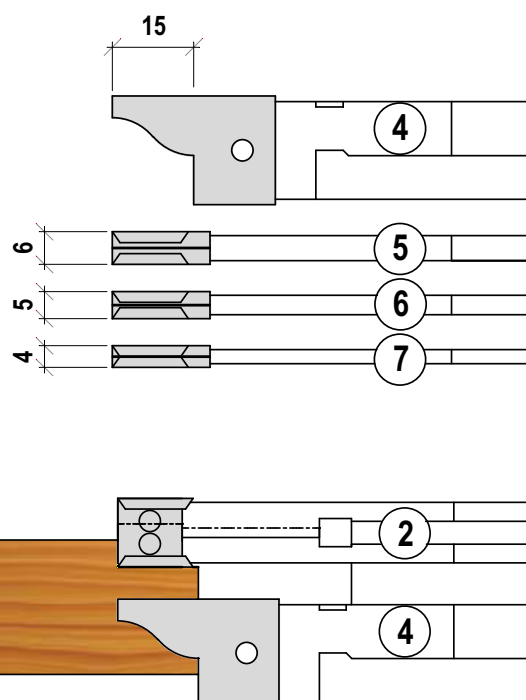
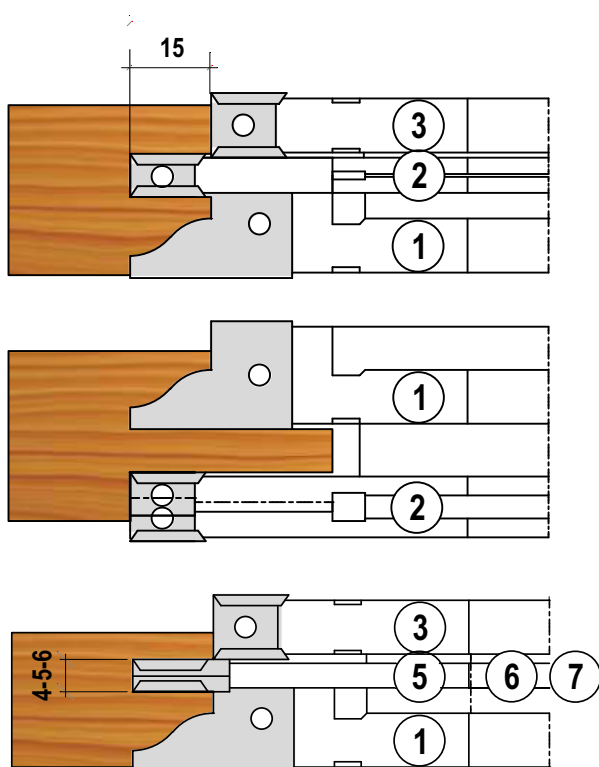
(GB) Multiprofile cutterhead set for doors

(F) Jeu de porte-outil multiprofiles pour portes

(E) Juego de cabezal multiperfiles para puertas

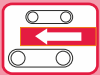


(N)	D	B	d	Z	COD
1	155	20	30	2	
2	155	8-16	30	2+4V	
3	125	12	30	4+4V	
1+2+3	GRUPPO COMPLETO COMPLETE GROUP GROUP COMPLET GRUPO COMPLETO				FG155203016
4	155	20	30	2	FB15520302
5	155	6	30	4+4V	FB1556308
6	155	5	30	4+4V	FB1555308
7	155	4	30	4+4V	FB1554308





MAN



MEC

GRUPPO TESTE MULTIPROFILO PER ANTINE



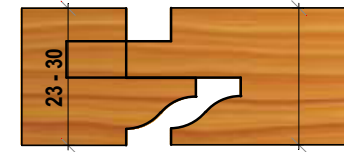
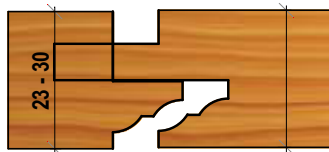
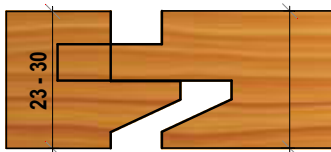
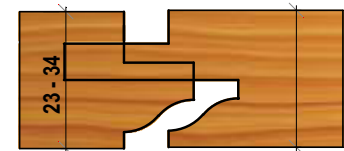
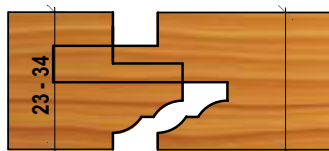
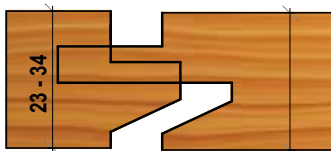


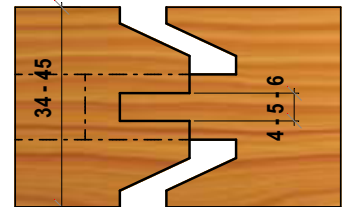
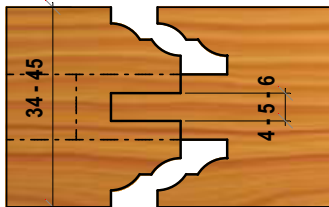
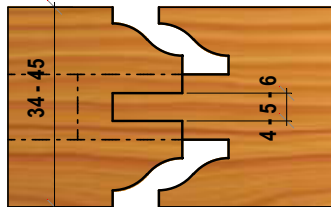
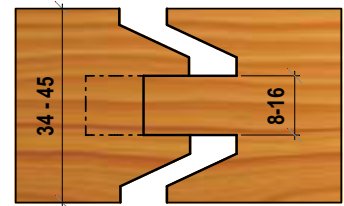
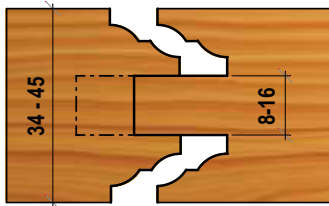
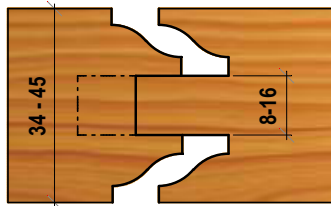
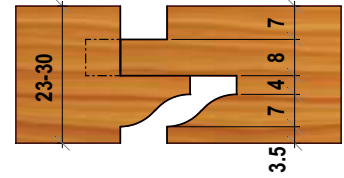
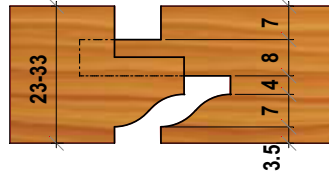
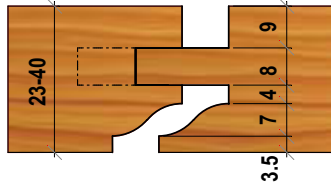
Multiprofile cutterhead set for doors



Jeu de porte-outil multiprofiles pour portes

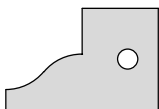


Juego de cabezal multiperfiles para puertas

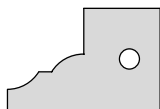


RICAMBI - SPARE PARTS - PIECES DE - RECHANGE - RECAMBIOS

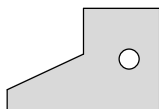
HW



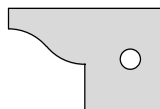
FC6135801



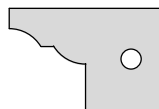
FC6135802



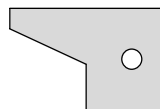
FC6135803



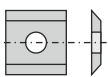
FC6135804



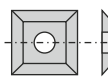
FC6135805



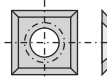
FC6135806



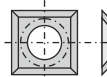
7,5x12x1,5



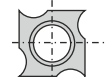
12x12x1,5



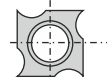
14x14x1,2



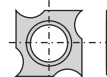
14x14x2



18x18x1,95



18x18x2,45



18x18x2,95

FC6120751215A FC6121201215A FC6121401412A FC6121401420A FC61218018195A FC61218018245A FC61218018295A

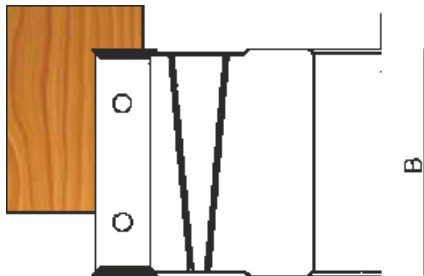
F
R

TESTA PER BATTUTE A TAGLIENTI INCLINATI

GB Shear angle beating cutterhead **F** Porte-outil pour feuillures avec coupe biais **E** Cabezal para galces corte inclinado



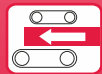
5
8
2



D	B	d	Z	COD
125	50	30	4+4V	FB12550308
125	60	30	4+4V	FB12560308
140	50	30	4+4V	FB14050308



MAN

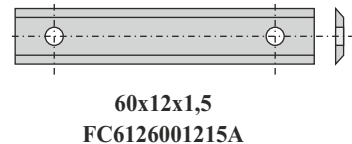
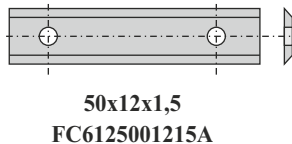
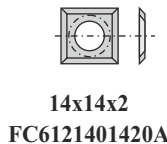


MEC



RICAMBI - SPARE PARTS - PIECES DE RECHANGE - RECAMBIOS

HW



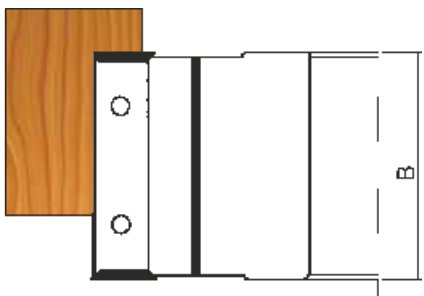
F
R

TESTA PER BATTUTE A TAGLIENTI DIRITTI

GB Beating cutterhead **F** Porte-outil pour feuillures **E** Cabezal para galces



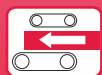
5
8
6



D	B	d	Z	COD
100	30	30	2+4V	FB10030306/1
100	50	30	2+4V	FB10050306/1
125	30	30	2+4V	FB12530306/1
125	50	30	2+4V	FB12550306/1
125	30	30	4+4V	FB12530308/1
125	50	30	4+4V	FB12550308/1
125	60	30	4+4V	FB12560308/1



MAN

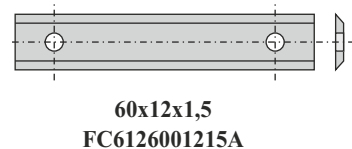
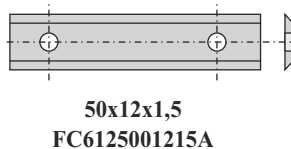
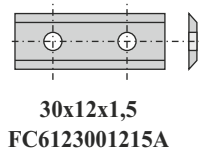
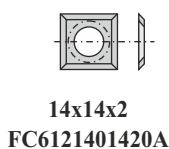


MEC



RICAMBI - SPARE PARTS - PIECES DE RECHANGE - RECAMBIOS

HW



F
R

5
8
8



TESTA PER PIALLARE CON TAGLIO ELICOIDALE



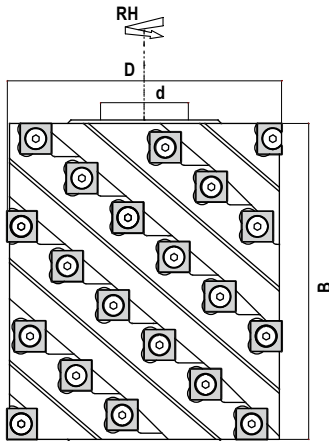
Spiral planing
cutterhead



Porte-outil helicoidal
a raboter



Cabezales helicoidal
para cepillar



CORPO IN LEGA LEGGERA - LIGHT ALLOY BODY CORPS EN ALLIAGE LÉGER - CUERPO DE ALEACIÓN LIGERA

D	B	d	Z	COD
100	120	35	36	FP1001203536A
100	190	35	60	FP1001903560A
125	100	40	30	FP1251004030A
125	120	40	36	FP1251204036A
125	130	40	42	FP1251304042A
125	150	40	48	FP1251504048A
125	180	40	54	FP1251804054A
125	230	40	72	FP1252304072A
125	240	40	72	FP1252404072A
125	260	40	78	FP1252604078A
140	120	40	36	FP1401204036A
140	130	40	42	FP1401304042A
140	150	40	48	FP1401504048A
140	180	40	54	FP1401804054A
140	230	40	72	FP1402304072A
140	260	40	78	FP1402604078A

SUDDIVISIONE IRREGOLARE DEI TAGLIANTI
MEDIANTE LA FORMA A SPIRALE

IRREGULAR SUBDIVISION OF THE KNIVES
THROUGH THE SPIRAL STRUCTURE

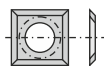
SUBDIVISION IRRÉGULIÈRE DES COUTEAUX
GRÂCE À LA FORME EN SPIRALE

SUBDIVISIÓN IRREGOLARE DE LAS CUCHILLAS
MEDIANTE LA FORMA ESPIRALE

COLTELLI REVERSIBILI IN HM / HW REVERSIBLE KNIVES PLAQUETTE REVERSIBLES EN HW / CUCHILLAS REVERSIBLES DE HW

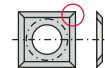
RICAMBI - SPARE PARTS - PIECES DE RECHANGE - RECAMBIOS

HW



14x14x2
FC6121401420A

A RICHIESTA
ON REQUEST
SUR DEMANDE
SU PREGUNTA



14x14x2
FC61314142



FR

589



FR

589

/ A

TESTA PER PIALLARE CON TAGLIO ELICOIDALE



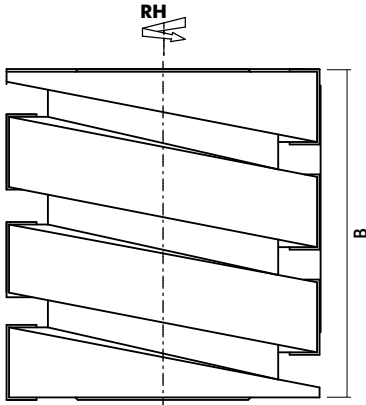
Spiral planing
cutterhead



Porte-outil helicoidal
a raboter



Cabezales helicoidal
para cepillar



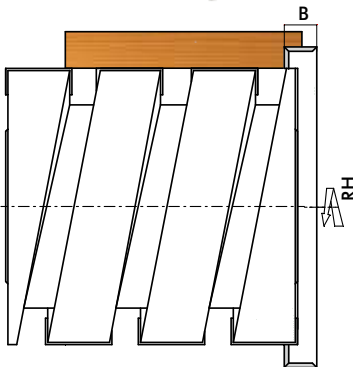
CORPO IN LEGA LEGGERA - LIGHT ALLOY BODY CORPS EN ALLIAGE LÉGER - CUERPO DE ALEACIÓN LIGERA

D	B	d	Z	COD
100	120	35	14	FP1001203514B
100	130	35	16	FP1001303516B
100	180	35	24	FP1001803524B
125	120	40	14	FP1251204014B
125	130	40	16	FP1251304016B
125	150	40	18	FP1251504018B
125	180	40	24	FP1251804024B
125	230	40	30	FP1252304030B

SUDDIVISIONE IRREGOLARE DEI TAGLIANTI MEDIANTE LA FORMA A SPIRALE
IRREGULAR SUBDIVISION OF THE KNIVES THROUGH THE SPIRAL STRUCTURE
SUBDIVISION IRRÉGULIÈRE DES COUTEAUX GRÂCE À LA FORME EN SPIRALE
SUBDIVISIÓN IRREGULARE DE LAS CUCHILLAS MEDIANTE LA FORMA ESPIRALE



LAVORA IN COMBINAZIONE CON LE TESTE FR 589
IT WORKS IN COMBINATION WITH THE HEADS FR 589
IL TRAVAIL ENSEMBLE AUX TÊTES FR 589
TRABAJA CONJUNTO A LA CABEZA FR 589

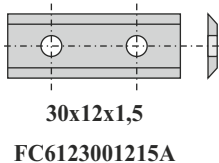
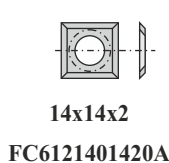


D	B	d	Z	COD
120	14,7	35	4+2V	FB1201473542
145	14,7	40	4+2V	FB1451474042
160	14,7	40	4+2V	FB1601474042

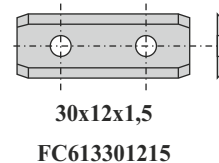
COLTELLI REVERSIBILI IN HM / HW REVERSIBLE KNIVES PLAQUETTE REVERSIBLES EN HW / CUCHILLAS REVERSIBLES DE HW

RICAMBI - SPARE PARTS - PIECES DE RECHANGE - RECAMBIOS

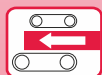
HW



A RICHIESTA
ON REQUEST
SUR DEMANDE
SU PREGUNTA



F
R
5
9
0



MEC



ALU

TESTA DA PIALLA CON COLTELLI A BLOCCAGGIO CENTRIFUGO

GB Planning cutterhead
with centrifugal
fixing system knives

F Porte-outil avec couteaux
à bloc centrifuge

E Cabezas con cuchillas
a bloqueo centrifugo



CORPO IN LEGA LEGGERA - LIGHT ALLOY BODY CORPS EN ALLIAGE LÉGER CUERPO DE ALEACIÓN LIGERA

IL BLOCCAGGIO CENTRIFUGO
CONSENTE LA SOSTITUZIONE RAPIDA
E PRECISA DEI COLTELLI.

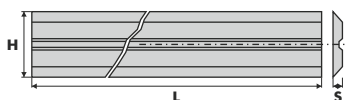
THE CENTRIFUGAL FIXING SYSTEM
ALLOWS FAST AND PRECISE KNIFE
CHANGE.

LE BLOC CENTRIFUGE PERMET LE
REMPACEMENT RAPIDE ET PRÉCIS
DES COUTEAUX

EL BLOQUEO CENTRIFUGO CONSIENTE
LA SOSTITUCIÓN RAPIDA Y PRECISA
DE LA CUCHILLAS

D	B	d	Z	COD
100	100	35	4	FP100100354C
100	130	35	4	FP100130354C
100	180	35	4	FP100180354C
125	100	40	4	FP125100404C
125	130	40	4	FP125130404C
125	140	40	4	FP125140404C
125	150	40	4	FP125150404C
125	160	40	4	FP125160404C
125	170	40	4	FP125170404C
125	180	40	4	FP125180404C
125	190	40	4	FP125190404C
125	210	40	4	FP125210404C
125	230	40	4	FP125230404C
125	240	40	4	FP125240404C
140	100	40	4	FP140100404C
140	130	40	4	FP140130404C
140	140	40	4	FP140140404C
140	150	40	4	FP140150404C
140	160	40	4	FP140160404C
140	170	40	4	FP140170404C
140	180	40	4	FP140180404C
140	190	40	4	FP140190404C
140	210	40	4	FP140210404C
140	230	40	4	FP140230404C
140	240	40	4	FP140240404C
160	100	40	6	FP160100406C
160	130	40	6	FP160130406C
160	140	40	6	FP160140406C
160	150	40	6	FP160150406C
160	160	40	6	FP160160406C
160	170	40	6	FP160170406C
160	180	40	6	FP160180406C
160	190	40	6	FP160190406C
160	210	40	6	FP160210406C
160	230	40	6	FP160230406C
160	240	40	6	FP160240406C

RICAMBI - SPARE PARTS - PIECES DE RECHANGE - RECAMBIOS



COLTELLI CENTROLOCK ART FC 602 PAG. 213 / KNIVES CENTROLOCK ART FC 602 PAG. 213
COUTEAUX CENTROLOCK ART FC 602 PAG. 213 / CUCHILLAS CENTROLOCK ART FC 602 PAG. 213



TESTA DA PIALLA

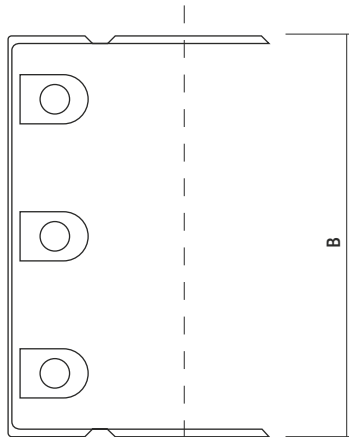
GB Planing cutterhead

F Porte-outil a raboter

E Cabezales para cepillar



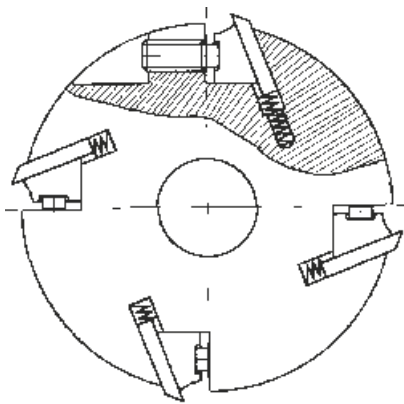
CORPO IN LEGA LEGGERA - LIGHT ALLOY BODY CORPS EN ALLIAGE LÉGER CUERPO DE ALEACIÓN LIGERA



D	B	d	Z	COD
100	120	35	4	FP100120354DA
100	190	35	4	FP100190354DA
125	100	40	4	FP125100404DA
125	120	40	4	FP125120404DA
125	130	40	4	FP125130404DA
125	150	40	4	FP125150404DA
125	160	40	4	FP125160404DA
125	170	40	4	FP125170404DA
125	180	40	4	FP125180404DA
125	190	40	4	FP125190404DA
125	210	40	4	FP125210404DA
125	230	40	4	FP125230404DA
125	240	40	4	FP125240404DA
125	250	40	4	FP125250404DA

TESTE PORTA COLTELLI CON COLTELLI AL 13%CR H=30
CUTTERBLOCKS WITH KNIVES QUALITY 13%CR H=30
TÊTE PORTE-COUTEAUX AVEC COUTEAUX A 13%CR H=30
CABEZAS PUERTAS-CUCHILLAS CON CUCHILLAS 13%CR H=30

CORPO IN ACCIAIO - STEEL BODY CORPS IN ACIER - CUERPO DE ACERO



D	B	d	Z	COD
100	120	35	4	FP100120354DS
100	190	35	4	FP100190354DS
125	100	40	4	FP125100404DS
125	120	40	4	FP125120404DS
125	130	40	4	FP125130404DS
125	150	40	4	FP125150404DS
125	160	40	4	FP125160404DS
125	170	40	4	FP125170404DS
125	180	40	4	FP125180404DS
125	190	40	4	FP125190404DS
125	210	40	4	FP125210404DS
125	230	40	4	FP125230404DS
125	240	40	4	FP125240404DS
125	250	40	4	FP125250404DS

TESTE PORTA COLTELLI CON COLTELLI AL 13%CR H=30
CUTTERBLOCKS WITH KNIVES QUALITY 13%CR H=30
TÊTE PORTE-COUTEAUX AVEC COUTEAUX A 13%CR H=30
CABEZAS PUERTAS-CUCHILLAS CON CUCHILLAS 13%CR H=30

RICAMBI
COLTELLI DA PIALLA
H=30 ART FR 598 PAG. 210

SPARE PARTS
PLANING KNIVES
H=30 ART FR 598 PAG. 210

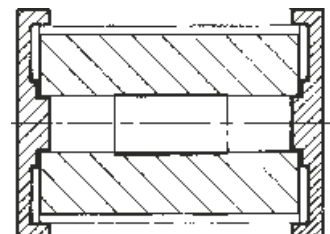
PIECES DE RECHANGE
COUTEAUX DE RABOTEUSE
H=30 ART FR 598 PAG. 210

RECAMBIOS
CUCHILLAS CEPILLADORES
H=30 ART FR 598 PAG. 210

COPPIA DI CALIBRI AD ANELLO PER TESTE ART FR 592
PAIR OF RING GAUGES FOR HEADS ART FR 592

COUPLE DE JAUGES EN BAGUE
POUR TÊTES ART FR 592
PAREJA DE CALIBRES A ANILLOS
POR CABEZAS ART FR 592

COD. FXCALIBRO100
COD. FXCALIBRO125



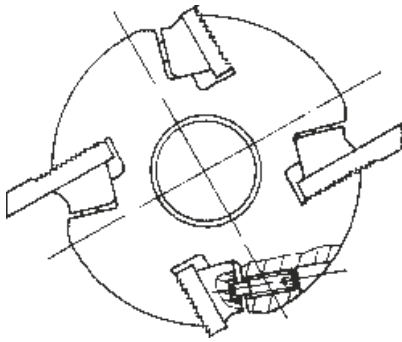


TESTA PORTACOLTELLI ZIGRINATI

GB Cutterhead for corrugated knives

F Porte-outil avec plaquettes crantées

E Cabezal para cuchillas grafiladas

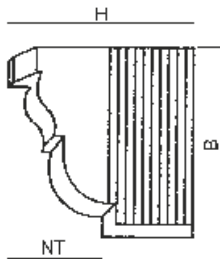


D	B	d	Z	COD
122	40	40	4	FP12240404E
122	60	40	4	FP12260404E
122	80	40	4	FP12280404E
122	100	40	4	FP122100404E
122	130	40	4	FP122130404E
122	150	40	4	FP122150404E
122	180	40	4	FP122180404E
122	230	40	4	FP122230404E
137	40	40	4	FP13740404E
137	60	40	4	FP13760404E
137	80	40	4	FP13780404E
137	100	40	4	FP137100404E
137	130	40	4	FP137130404E
137	150	40	4	FP137150404E
137	180	40	4	FP137180404E
137	230	40	4	FP137230404E

FORNITA SENZA COLTELLI / PROVIDED WITHOUT KNIVES
FOURNIE SANS COUTEAUX / ABASTECIDA SIN CUCHILLAS

ALTEZZA MAX SAGOMA

PROFILE'S MAX HEIGHT
HAUTEUR MAXIMAL MODÈLE
ALTURA MÁXIMA PERFIL



H	NT HSS	NT HM/HW
50	12	12
60	20	20
70	30	25

CON TESTA D=122

WITH HEAD D=122
AVEC TÊTE D=122
CON CABEZA D=122

Altezza coltelli
Knives height
Hauteur couteaux
Altura cuchillas

H	D MAX
50	160
60	180
70	200

CON TESTA D=137

WITH HEAD D=137
AVEC TÊTE D=137
CON CABEZA D=137

Altezza coltelli
Knives height
Hauteur couteaux
Altura cuchillas

H	D MAX
50	175
60	195
70	215

RICAMBI - SPARE PARTS - PIECES DE RECHANGE - RECAMBIOS

COLTELLI CORRUGATI ART. FR 600 PAG. 212

CORRUGATED KNIVES ART. FR 600 PAG. 212

COUTEAUX BRUTS ART. FR 600 PAG. 212

CUCHILLAS PERFILAR ART. FR 600 PAG. 212

F
R

5
9
4

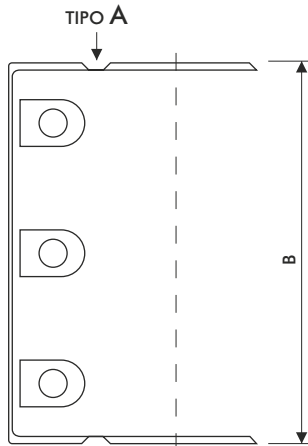


TESTA PORTACOLTELLI A SERRAGGIO IDRAULICO

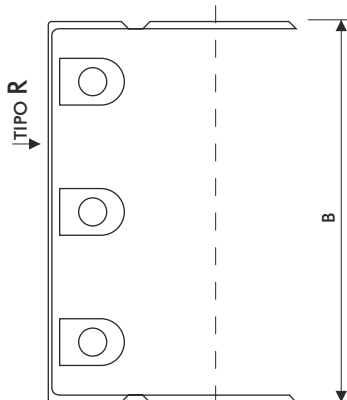
GB Cutterhead with hydraulic centering and clamping

F Tête porte-couteaux avec serrage hydraulique

E Cabeza puertacuchillas con ajuste hidráulico



INGRASSATORE ASSIALE
AXIAL GREASE NIPPLES
GRAISSEUR AXIAL
ENGRASADOR AXIAL



INGRASSATORE RADIALE
RADIAL GREASE NIPPLES
GRAISSEUR RADIAL
ENGRASADOR RADIAL

PRESSIONE DI SERRAGGIO MASSIMA
MAXIMUM BUSH CLAMPING PRESSURE
PRESSION DE SERRAGE MAXIMALE
PRESIÓN D'AJUSTE MÁXIMA
450 Bar

D	B	d	Z	TIPO A COD	TIPO R COD
143	60	40	4	FP14360404FA	FP14360404FR
143	100	40	4	FP143100404FA	FP143100404FR
143	130	40	4	FP143130404FA	FP143130404FR
143	150	40	4	FP143150404FA	FP143150404FR
143	160	40	4	FP143160404FA	FP143160404FR
143	230	40	4	FP143230404FA	FP143230404FR
163	60	40	4	FP16360404FA	FP16360404FR
163	100	40	4	FP163100404FA	FP163100404FR
163	130	40	4	FP163130404FA	FP163130404FR
163	150	40	4	FP163150404FA	FP163150404FR
163	160	40	4	FP163160404FA	FP163160404FR
163	170	40	4	FP163170404FA	FP163170404FR
163	180	40	4	FP163180404FA	FP163180404FR
163	230	40	4	FP163230404FA	FP163230404FR
163	240	40	4	FP163240404FA	FP163240404FR
163	260	40	4	FP163260404FA	FP163260404FR
163	310	40	4	FP163310404FA	FP163310404FR
203	100	40	6	FP203100406FA	FP203100406FR
203	150	40	6	FP203150406FA	FP203150406FR
203	160	40	6	FP203160406FA	FP203160406FR
203	230	40	6	FP203230406FA	FP203230406FR
203	260	40	6	FP203260406FA	FP203260406FR
203	310	40	6	FP203310406FA	FP203310406FR

PREZZI A RICHIESTA / PRICE ON REQUEST
PRIX SUR DEMANDE / PRECIOS SU PREGUNTA

TESTA PORTACOLTELLI COSTRUITA IN ACCIAIO AD ALTA RESISTENZA CON UN DISPOSITIVO PER IL SERRAGGIO IDRAULICO DELL'UTENSILE SULL'ALBERO DELLA MACCHINA.

CUTTERHEAD WITH HYDRAULIC CENTERING AND CLAMPING. TOOL BODY IS MADE OF HIGH TENSILE STEEL AND THE LOCKING ON THE MACHINES SPINDLE IS ACHIEVED WITH TWO SPECIAL SLEEVES.

TÊTE PORTE-COUTEAUX FAITE EN ACIER À HAUTE RESISTANCE AVEC UN DESPOSITIF POUR LE SERRAGE HYDRAULIQUE DE L'OUTIL SUR L'ARBRE DE LA MACHINE.

CABEZA PUERTAS-CUCHILLAS HECHO D'ACERO CON UNO MECANISMO PARA EL AJUSTE HIDRAÚLICO DEL HERRAMIENTA SOBRE EL ÁRBOL DE LA MÁQUINA.

Si costruiscono anche teste
We produce heads too
On produit aussi des têtes
Producimos tambien cabezas

Ø 163 Z=6-8

Ø 203 Z=8-10-12-16

RICAMBI - SPARE PARTS - PIECES DE RECHANGE - RECAMBIOS

COLTELLI DA PIALLA H=30 ART. FR 598 PAG. 210

PLANING KNIVES H=30 ART. FR 598 PAG. 210

COUTEAUX DE RABOTEUSE H=30 ART. FR 598 PAG. 210

CUCHILLAS CEPILLADORES H=30 ART. FR 598 PAG. 210

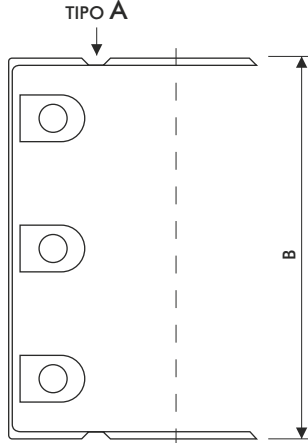


TESTA PORTACOLTELLI ZIGRINATI A SERRAGGIO IDRAULICO

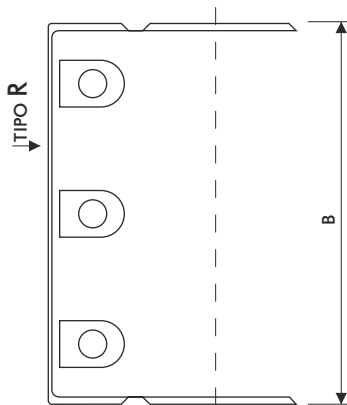
GB Cutterhead with hydraulic centering and clamping for profiled knives

F Tête porte-couteaux moletée avec serrage hydraulique

E Cabeza puertas-cuchillas graneados con ajuste hidráulico



INGRASSATORE ASSIALE
AXIAL GREASE NIPPLES
GRAISSEUR AXIAL
ENGRASADOR AXIAL



INGRASSATORE RADIALE
RADIAL GREASE NIPPLES
GRAISSEUR RADIAL
ENGRASADOR RADIAL

PRESSIONE DI SERRAGGIO MASSIMA
MAXIMUM BUSH CLAMPING PRESSURE
PRESSION DE SERRAGE MAXIMALE
PRESIÓN D'AJUSTE MÁXIMA

450 Bar

RICAMBI

COLTELLI CORRUGATI
ART FR 600 PAG. 212

SPARE PARTS

CORRUGATED KNIVES
ART FR 600 PAG. 212

PIECES DE RECHANGE

COUTEAUX BRUTS
ART FR 600 PAG. 212

RECAMBIOS

CUCHILLAS PER FILAR
ART FR 600 PAG. 212

D	B	d	Z	TIPO A COD	TIPO R COD
137	60	40	4	FP13760404GA	FP13760404GR
137	100	40	4	FP137100404GA	FP137100404GR
137	150	40	4	FP137150404GA	FP137150404GR
152	60	40	4	FP15260404GA	FP15260404GR
152	100	40	4	FP152100404GA	FP152100404GR
152	150	40	4	FP152150404GA	FP152150404GR
152	230	40	4	FP152230404GA	FP152230404GR
152	60	40	6	FP15260406GA	FP15260406GR
152	100	40	6	FP152100406GA	FP152100406GR
152	130	40	6	FP152130406GA	FP152130406GR
152	150	40	6	FP152150406GA	FP152150406GR
152	180	40	6	FP152180406GA	FP152180406GR
152	230	40	6	FP152230406GA	FP152230406GR
152	260	40	6	FP152260406GA	FP152260406GR
152	310	40	6	FP152310406GA	FP152310406GR
163	60	40	8	FP16360408GA	FP16360408GR
163	100	40	8	FP163100408GA	FP163100408GR
163	130	40	8	FP163130408GA	FP163130408GR
163	150	40	8	FP163150408GA	FP163150408GR
163	230	40	8	FP163230408GA	FP163230408GR
163	260	40	8	FP163260408GA	FP163260408GR
163	310	40	8	FP163310408GA	FP163310408GR

PREZZI A RICHIESTA / PRICE ON REQUEST
PRIX SUR DEMANDE / PRECIOS SU PREGUNTA

TESTA PORTACOLTELLI COSTRUITA IN ACCIAIO AD ALTA RESISTENZA
CON UN DISPOSITIVO PER IL SERRAGGIO IDRAULICO DELL'UTENSILE
SULL'ALBERO DELLA MACCHINA.

CUTTERHEAD WITH HYDRAULIC CENTERING AND CLAMPING. TOOL BODY IS
MADE OF HIGH TENSILE STEEL AND THE LOCKING ON THE MACHINES SPINDLE
IS ACHIEVED WITH TWO SPECIAL SLEEVES.

TÊTE PORTE-COUTEAUX FAITE EN ACIER À HAUTE RESISTANCE
AVEC UN DESPOSITIF POUR LE SERRAGE HYDRAULIQUE DE L'OUTIL SUR
L'ARBRE DE LA MACHINE.

CABEZA PUERTAS-CUCHILLAS HECHO D'ACERO CON UNO MECANISMO PARA
EL AJUSTE HIDRAÚLICO DEL HERRAMIENTA SOBRE EL ÁRBOL DE LA MÁQUINA.

DIAMETRO MASSIMO CON COLTELLI

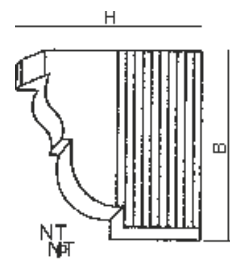
DIAMETER MAX WITH KNIVES
DIAMÈTRE MAXIMAL AVEC COUTEAUX
DIÁMETRO MÁXIMO CON CUCHILLAS

Ø	H	Ø MAX	Ø	H	Ø MAX	Ø	H	Ø MAX
137	50	170	152	50	185	163	50	198
137	60	190	152	60	205	163	60	218
137	70	210	152	70	225	163	70	238

ALTEZZA MAX SAGOMA

HEIGHT MAX OF PROFILE
HAUTER MAXIMALE AVEC COUTEAUX
ALTURA MÁXIMA DEL PERFIL

H	NT HSS	NT HM/HW
50	12	12
60	20	20
70	30	25



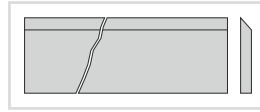
Coltelli da pialla

Planing knives

Couteaux de raboteuse

Cuchillas cepilladoras

FR 598



210-211

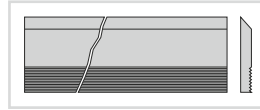
Coltelli corrugati profilabili da pialla

Corrugated knives for cutterhead

Couteaux bruts pour porte-outils

Cuchillas a perfilar para cabezail

FR 600



212

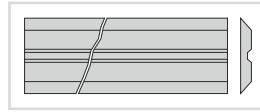
Coltelli reversibili

Reversible knives

Plaquettes reversibles

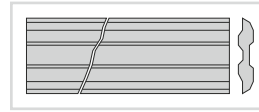
Cuchillas reversibles

FC 602



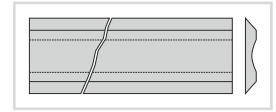
213

FR 603



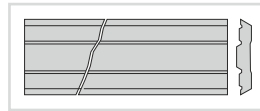
214

FR 604



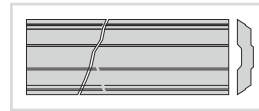
215

FR 605



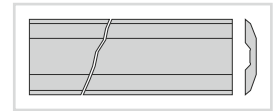
216

FR 606



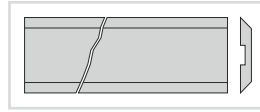
217

FR 607



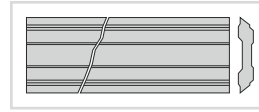
218

FR 608



219

FR 609



219

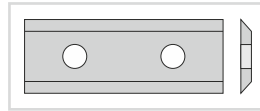
Coltelli reversibili in HM

HW reversible knives

Plaquettes reversibles en HW

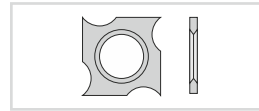
Cuchillas reversibles de HW

FR 612



220-221

FR 612



220-221


Lame per seghe a nastro per legno

Band saw blades

Lames de scies a ruban

Hojas de sierra de cinta

SN 650



222

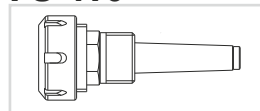
Mandrini

Chucks

Mandrins

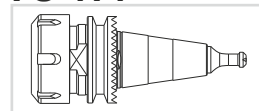
Mandrilles

PU 410



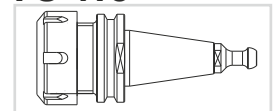
223

PU 414



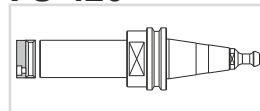
223

PU 416



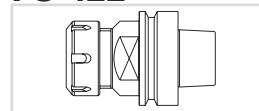
224

PU 420



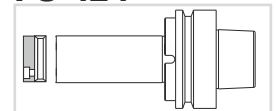
224

PU 422



225

PU 424



225

Mandrini

Chucks

Mandrins

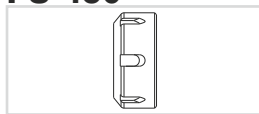
Mandrilles

PU 428



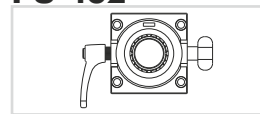
226

PU 430




226

PU 432



227

PU 434



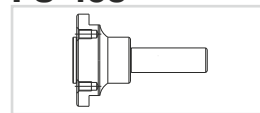
227

PU 436



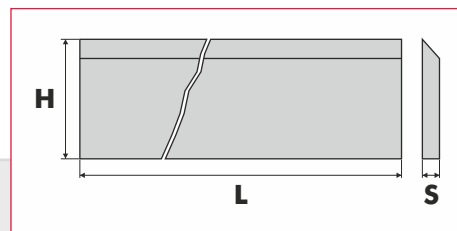
228

PU 438



229

COLTELLI DA PIALLA



GB Planing knives

F Couteaux de raboteuse

E Cuchillas cepilladoras

L	H	S	COD HSS 18% W	COD HM
60	30	3	FC59860301	FC59860302
80	30	3	FC59880301	FC59880302
100	30	3	FC598100301	FC598100302
110	30	3	FC598110301	FC598110302
120	30	3	FC598120301	FC598120302
130	30	3	FC598130301	FC598130302
140	30	3	FC598140301	FC598140302
150	30	3	FC598150301	FC598150302
160	30	3	FC598160301	FC598160302
170	30	3	FC598170301	FC598170302
180	30	3	FC598180301	FC598180302
200	30	3	FC598200301	FC598200302
210	30	3	FC598210301	FC598210302
220	30	3	FC598220301	FC598220302
230	30	3	FC598230301	FC598230302
240	30	3	FC598240301	FC598240302
250	30	3	FC598250301	FC598250302
300	30	3	FC598300301	FC598300302
310	30	3	FC598310301	FC598310302
320	30	3	FC598320301	FC598320302
350	30	3	FC598350301	FC598350302
400	30	3	FC598400301	FC598400302
410	30	3	FC598410301	FC598410302
430	30	3	FC598430301	FC598430302
450	30	3	FC598450301	FC598450302
460	30	3	FC598460301	FC598460302
500	30	3	FC59860301	FC59860302
510	30	3	FC598500301	FC598510302
520	30	3	FC598510301	FC598520302
530	30	3	FC598520301	FC598530302
600	30	3	FC598530301	FC598600302
630	30	3	FC598600301	FC598630302
700	30	3	FC598700301	FC598700302
810	30	3	FC598810301	FC598810302
1000	30	3	FC5981000301	FC5981000302
1050	30	3	FC5981050301	FC5981050302

MISURE SPECIALI A RICHIESTA ORDINE MINIMO 6 PEZZI - € AL METRO

L Max 810

*Special measures on request
minimum order 6 pieces - € per meter*

*Mesures speciaux sur demande
commande minimale 6 pièces - € le mètre*

*Medidas especiales a demanda
pedido minimo 6 piezas - € al metro*

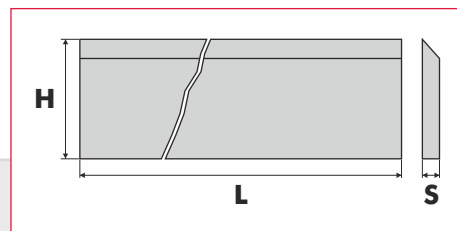
CONFEZIONE DI 2 PEZZI - PREZZO AL PEZZO

Packet of 2 pieces - Price for each piece

Paquet de 2 pièces - Prix pour chaque pièce

Paquete de 2 piezas - Precio para cada pieza

COLTELLI DA PIALLA



GB Planing knives

F Couteaux de raboteuse

E Cuchillas cepilladoras

L	H	S	COD HSS 18% W	COD HM
300	35	3	FC598300351	FC598300352
310	35	3	FC598310351	FC598310352
350	35	3	FC598350351	FC598350352
400	35	3	FC598400351	FC598400352
410	35	3	FC598410351	FC598410352
420	35	3	FC598420351	FC598420352
430	35	3	FC598430351	FC598430352
450	35	3	FC598450351	FC598450352
460	35	3	FC598460351	FC598460352
500	35	3	FC598500351	FC598500352
510	35	3	FC598510351	FC598510352
520	35	3	FC598520351	FC598520352
530	35	3	FC598530351	FC598530352
600	35	3	FC598600351	FC598600352
630	35	3	FC598630351	FC598630352
700	35	3	FC598700351	FC598700352
810	35	3	FC598810351	FC598810352
1000	35	3	FC5981000351	FC5981000352
1050	35	3	FC5981050351	FC5981050352

MISURE SPECIALI A RICHIESTA ORDINE MINIMO 6 PEZZI - € AL METRO

L Max 810

*Special measures on request
minimum order 6 pieces - € per meter*

*Mesures speciaux sur demande
commande minimale 6 pièces - € le mètre*

*Medidas especiales a demanda
pedido minimo 6 piezas - € al metro*

CONFEZIONE DI 2 PEZZI - PREZZO AL PEZZO

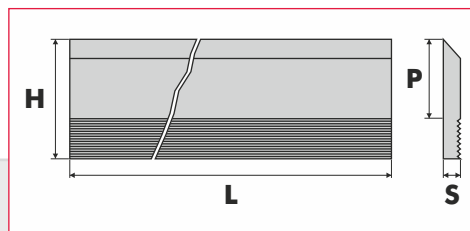
Packet of 2 pieces - Price for each piece

Paquet de 2 pièces - Prix pour chaque pièce

Paquete de 2 piezas - Precio para cada pieza

COLTELLI CORRUGATI PROFILABILI DA PIALLA

GB Corrugated knives for cutterhead
 F Couteaux bruts pour porte-outils
 E Cuchillas a perfilar para cabezail



L	H	S	COD HSS 18% W
130	30	5	FC600130301
150	30	5	FC600150301
230	30	5	FC600230301
310	30	5	FC600310301
40	40	5	FC60040401
60	40	5	FC60060401
80	40	5	FC60080401
100	40	5	FC600100401
130	40	5	FC600130401
150	40	5	FC600150401
170	40	5	FC600170401
180	40	5	FC600180401
190	40	5	FC600190401
210	40	5	FC600210401
230	40	5	FC600230401
240	40	5	FC600240401
270	40	5	FC600270401
310	40	5	FC600310401
40	50	8	FC60040501
60	50	8	FC60060501
80	50	8	FC60080501
100	50	8	FC600100501
130	50	8	FC600130501
150	50	8	FC600150501
180	50	8	FC600180501
230	50	8	FC600230501
650	50	8	FC600650501
40	60	8	FC60040601
60	60	8	FC60060601
80	60	8	FC60080601
100	60	8	FC600100601
130	60	8	FC600130601
150	60	8	FC600150601
180	60	8	FC600180601
230	60	8	FC600230601
650	60	8	FC600650601
40	70	8	FC60040701
60	70	8	FC60060701
80	70	8	FC60080701
100	70	8	FC600100701
130	70	8	FC600130701
150	70	8	FC600150701
180	70	8	FC600180701
230	70	8	FC600230701
650	70	8	FC600650701

COLTELLI H=30 E H=40 AFFILATI - BILANCIATI
 H=30 AND H=40 SHARP KNIVES - BALANCED
 COUTEAUX H=30 ET H=40 AIGUISÉS - ÉQUILIBRÉS
 CUCHILLAS H=30 Y=40 AFILADOS - EQUILIBRADOS

CONFEZIONE DI 2 PEZZI - PREZZO AL PEZZO

Packet of 2 pieces - Price for each piece Paquet de 2 pièces - Prix pour chaque pièce Paquete de 2 piezas - Precio para cada pieza

F

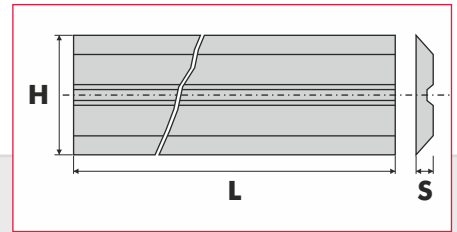
C

6

0

2

COLTELLI DA PIALLA PER SISTEMA CENTROLOCK



Planing knives for
centrolock system



Couteaux a raboter
pour systeme centrolock



Cuchillas cepilladoras
para sistema centrolock

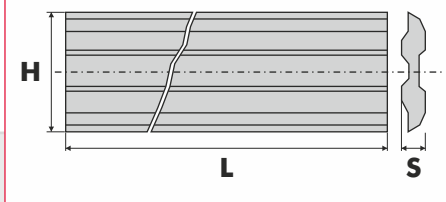
L	H	S	COD HSS 18% W	COD HM
20	16	3	FC602301	FC602302
30	16	3	FC602301	FC602302
40	16	3	FC602401	FC602402
50	16	3	FC602501	FC602502
60	16	3	FC602601	FC602602
80	16	3	FC602801	FC602802
100	16	3	FC6021001	FC6021002
130	16	3	FC6021301	FC6021302
140	16	3	FC6021401	FC6021402
150	16	3	FC6021501	FC6021502
160	16	3	FC6021601	FC6021602
170	16	3	FC6021701	FC6021702
180	16	3	FC6021801	FC6021802
190	16	3	FC6021901	FC6021902
210	16	3	FC6022101	FC6022102
220	16	3	FC6022201	FC6022202
230	16	3	FC6022301	FC6022302
240	16	3	FC6022401	FC6022402
260	16	3	FC6022601	FC6022602
270	16	3	FC6022701	FC6022702
300	16	3	FC6023001	FC6023002
310	16	3	FC6023101	FC6023102
460	16	3	FC6024601	FC6024602
650	16	3	FC6026501	FC6026502
710	16	3	FC6027101	
810	16	3	FC6028101	
1050	16	3	FC60210501	

COLTELLI DA PIALLA PER SISTEMA TERSA

GB Planer knives
for tersa system

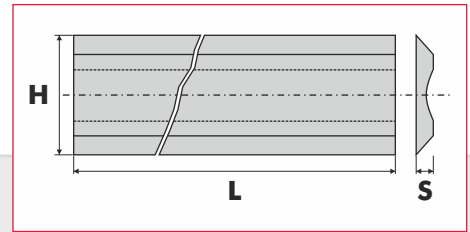
F Couteaux a raboter
pour systeme tersa

E Cuchillas cepilladoras
para sistema tersa



L	H	S	COD HSS 18% W	COD HM
60	10	2,3	FC603601	FC603602
80	10	2,3	FC603801	FC603802
90	10	2,3	FC603901	FC603902
100	10	2,3	FC6031001	FC6031002
110	10	2,3	FC6031101	FC6031102
120	10	2,3	FC6031201	FC6031202
130	10	2,3	FC6031301	FC6031302
140	10	2,3	FC6031401	FC6031402
150	10	2,3	FC6031501	FC6031502
160	10	2,3	FC6031601	FC6031602
170	10	2,3	FC6031701	FC6031702
180	10	2,3	FC6031801	FC6031802
190	10	2,3	FC6031901	FC6031902
200	10	2,3	FC6032001	FC6032002
210	10	2,3	FC6032101	FC6032102
220	10	2,3	FC6032201	FC6032202
230	10	2,3	FC6032301	FC6032302
240	10	2,3	FC6032401	FC6032402
250	10	2,3	FC6032501	FC6032502
260	10	2,3	FC6032601	FC6032602
270	10	2,3	FC6032701	FC6032702
280	10	2,3	FC6032801	FC6032802
300	10	2,3	FC6033001	FC6033002
310	10	2,3	FC6033101	FC6033102
320	10	2,3	FC6033201	FC6033202
350	10	2,3	FC6033501	FC6033502
360	10	2,3	FC6033601	FC6033602
400	10	2,3	FC6034001	FC6034002
410	10	2,3	FC6034101	FC6034102
420	10	2,3	FC6034201	FC6034202
430	10	2,3	FC6034301	FC6034302
450	10	2,3	FC6034501	FC6034502
460	10	2,3	FC6034601	FC6034602
500	10	2,3	FC6035001	FC6035002
510	10	2,3	FC6035101	FC6035102
520	10	2,3	FC6035201	FC6035202
530	10	2,3	FC6035301	FC6035302
540	10	2,3	FC6035401	FC6035402
600	10	2,3	FC6036001	FC6036002
610	10	2,3	FC6036101	FC6036102
630	10	2,3	FC6036301	FC6036302
640	10	2,3	FC6036401	FC6036402
650	10	2,3	FC6036501	FC6036502
710	10	2,3	FC6037101	-
810	10	2,3	FC6038101	-
1050	10	2,3	FC60310501	-

COLTELLI DA PIALLA PER SISTEMA TERMINUS



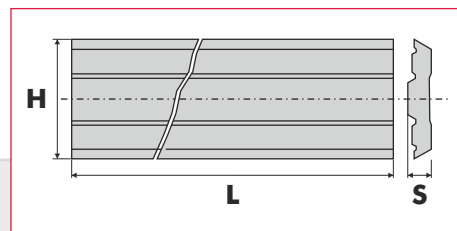
GB Planer knives for terminus system
 F Couteaux a raboter pour systeme terminus
 E Cuchillas cepilladoras para sistema terminus

L	H	S	COD HSS 18% W	COD HM
50	14	2,55	FC604501	FC604502
60	14	2,55	FC604601	FC604602
80	14	2,55	FC604801	FC604802
100	14	2,55	FC6041001	FC6041002
110	14	2,55	FC6041101	FC6041102
120	14	2,55	FC6041201	FC6041202
130	14	2,55	FC6041301	FC6041302
136	14	2,55	FC6041361	FC6041362
140	14	2,55	FC6041401	FC6041402
150	14	2,55	FC6041501	FC6041502
160	14	2,55	FC6041601	FC6041602
170	14	2,55	FC6041701	FC6041702
180	14	2,55	FC6041801	FC6041802
190	14	2,55	FC6041901	FC6041902
200	14	2,55	FC6042001	FC6042002
210	14	2,55	FC6042101	FC6042102
220	14	2,55	FC6042201	FC6042202
230	14	2,55	FC6042301	FC6042302
240	14	2,55	FC6042401	FC6042402
250	14	2,55	FC6042501	FC6042502
255	14	2,55	FC6042551	FC6042552
260	14	2,55	FC6042601	FC6042602
270	14	2,55	FC6042701	FC6042702
275	14	2,55	FC6042751	FC6042752
280	14	2,55	FC6042801	FC6042802
300	14	2,55	FC6043001	FC6043002
310	14	2,55	FC6043101	FC6043102
330	14	2,55	FC6043301	FC6043302
350	14	2,55	FC6043501	FC6043502
360	14	2,55	FC6043601	FC6043602
400	14	2,55	FC6044001	FC6044002
410	14	2,55	FC6044101	FC6044102
420	14	2,55	FC6044201	FC6044202
430	14	2,55	FC6044301	FC6044302
450	14	2,55	FC6044501	FC6044502
480	14	2,55	FC6044801	FC6044802
500	14	2,55	FC6045001	FC6045002
510	14	2,55	FC6045101	FC6045102
520	14	2,55	FC6045201	FC6045202
530	14	2,55	FC6045301	FC6045302
610	14	2,55	FC6046101	FC6046102
620	14	2,55	FC6046201	FC6046202
630	14	2,55	FC6046301	FC6046302
640	14	2,55	FC6046401	FC6046402
650	14	2,55	FC6046501	FC6046502
710	14	2,55	FC6047101	-
810	14	2,55	FC6048101	-
1050	14	2,55	FC60410501	-

F
R

6
0
5

COLTELLI DA PIALLA PER SISTEMA CENTROFIX/CENTROSTAR



GB Planer knives for centrofix/centrostar system
 F Couteaux a raboter pour systeme centrofix/centrostar
 E Cuchillas cepilladoras para sistema centrofix/centrostar

L	H	S	COD HSS 18% W	COD HM
50	12	2,7	FC605501	FC605502
80	12	2,7	FC605801	FC605802
100	12	2,7	FC6051001	FC6051002
120	12	2,7	FC6051201	FC6051202
130	12	2,7	FC6051301	FC6051302
150	12	2,7	FC6051501	FC6051502
170	12	2,7	FC6051701	FC6051702
180	12	2,7	FC6051801	FC6051802
190	12	2,7	FC6051901	FC6051902
210	12	2,7	FC6052101	FC6052102
230	12	2,7	FC6052301	FC6052302
240	12	2,7	FC6052401	FC6052402
310	12	2,7	FC6053101	FC6053102
400	12	2,7	FC6054001	FC6054002
410	12	2,7	FC6054101	FC6054102
420	12	2,7	FC6054201	FC6054202
430	12	2,7	FC6054301	FC6054302
500	12	2,7	FC6055001	FC6055002
510	12	2,7	FC6055101	FC6055102
520	12	2,7	FC6055201	FC6055202
530	12	2,7	FC6055301	FC6055302
540	12	2,7	FC6055401	FC6055402
630	12	2,7	FC6056301	
640	12	2,7	FC6056401	
650	12	2,7	FC6056501	

F

R

6

0

6

COLTELLI DA PIALLA PER SISTEMA VARIPLAN



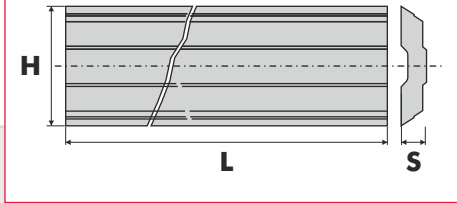
Planer knives for
variplan system



Couteaux a raboter
pour systeme variplan



Cuchillas cepilladoras
para sistema variplan



L	H	S	COD HSS 18% W	COD HM
50	16	3,7	FC606501	FC606502
60	16	3,7	FC606601	FC606602
80	16	3,7	FC606801	FC606802
100	16	3,7	FC6061001	FC6061002
120	16	3,7	FC6061201	FC6061202
130	16	3,7	FC6061301	FC6061302
136	16	3,7	FC6061361	FC6061362
150	16	3,7	FC6061501	FC6061502
170	16	3,7	FC6061701	FC6061702
180	16	3,7	FC6061801	FC6061802
190	16	3,7	FC6061901	FC6061902
210	16	3,7	FC6062101	FC6062102
230	16	3,7	FC6062301	FC6062302
240	16	3,7	FC6062401	FC6062402
260	16	3,7	FC6062601	FC6062602
270	16	3,7	FC6062701	FC6062702
310	16	3,7	FC6063101	FC6063102
320	16	3,7	FC6063201	FC6063202
410	16	3,7	FC6064101	FC6064102
420	16	3,7	FC6064201	FC6064202
520	16	3,7	FC6065201	FC6065202
540	16	3,7	FC6065401	FC6065402
630	16	3,7	FC6066301	FC6066302
650	16	3,7	FC6066501	FC6066502

FR

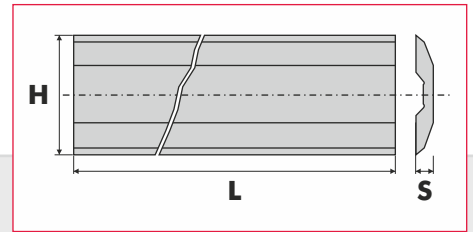
607

COLTELLI DA PIALLA PER SISTEMA SINUS

GB Planer knives
for sinus system

F Couteaux a raboter
pour systeme sinus

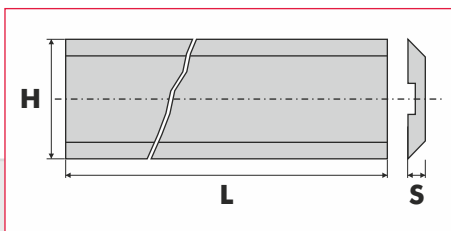
E Cuchillas cepilladoras
para sistema sinus



L	H	S	COD HSS 18% W	COD HM
80	16	2,5	FC607801	FC607802
100	16	2,5	FC6071001	FC6071002
120	16	2,5	FC6071201	FC6071202
130	16	2,5	FC6071301	FC6071302
140	16	2,5	FC6071401	FC6071402
150	16	2,5	FC6071501	FC6071502
160	16	2,5	FC6071601	FC6071602
180	16	2,5	FC6071801	FC6071802
190	16	2,5	FC6071901	FC6071902
200	16	2,5	FC6072001	FC6072002
210	16	2,5	FC6072101	FC6072102
220	16	2,5	FC6072201	FC6072202
230	16	2,5	FC6072301	FC6072302
240	16	2,5	FC6072401	FC6072402
250	16	2,5	FC6072501	FC6072502
260	16	2,5	FC6072601	FC6072602
300	16	2,5	FC6073001	FC6073002
310	16	2,5	FC6073101	FC6073102
400	16	2,5	FC6074001	FC6074002
410	16	2,5	FC6074101	FC6074102
430	16	2,5	FC6074301	FC6074302
500	16	2,5	FC6075001	FC6075002
510	16	2,5	FC6075101	FC6075102
610	16	2,5	FC6076101	FC6076102
630	16	2,5	FC6076301	FC6076302
640	16	2,5	FC6076401	FC6076402
710	16	2,5	FC6077101	-
1050	16	2,5	FC60710501	-

FR

COLTELLI DA PIALLA PER SISTEMA BULLDOZER



(GB) Planer knives for bulldozer system
 (F) Couteaux a raboter pour systeme bulldozer
 (E) Cuchillas cepilladoras para sistema bulldozer

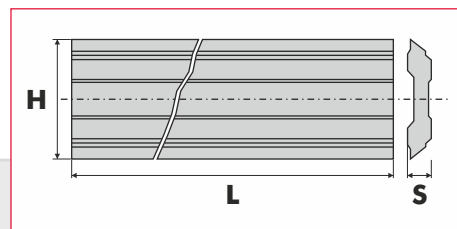
608

L	H	S	COD
60	13,6	1,8	FC608602
70	13,6	1,8	FC608702
80	13,6	1,8	FC608802
100	13,6	1,8	FC6081002
110	13,6	1,8	FC6081102
120	13,6	1,8	FC6081202
130	13,6	1,8	FC6081302
140	13,6	1,8	FC6081402
150	13,6	1,8	FC6081502
160	13,6	1,8	FC6081602
180	13,6	1,8	FC6081802
190	13,6	1,8	FC6081902
200	13,6	1,8	FC6082002
220	13,6	1,8	FC6082202
230	13,6	1,8	FC6082302
240	13,6	1,8	FC6082402
250	13,6	1,8	FC6082502
260	13,6	1,8	FC6082602

GDA High-tech tools

FR

COLTELLI DA PIALLA PER SISTEMA ENSHIN



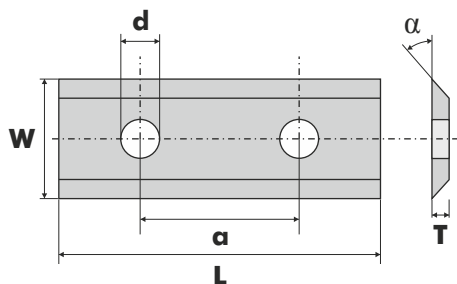
(GB) Planer knives for enshin system
 (F) Couteaux a raboter pour systeme enshin
 (E) Cuchillas cepilladoras para sistema enshin

609

L	H	S	COD HSS 18% W	COD HM
80	12	2,7	FC609801	FC609802
100	12	2,7	FC6091001	FC6091002
130	12	2,7	FC6091301	FC6091302
150	12	2,7	FC6091501	FC6091502
170	12	2,7	FC6091701	FC6091702
180	12	2,7	FC6091801	FC6091802
190	12	2,7	FC6091901	FC6091902
210	12	2,7	FC6092101	FC6092102
230	12	2,7	FC6092301	FC6092302
240	12	2,7	FC6092401	FC6092402
640	12	2,7	-	FC6096402

GDA High-tech tools

COLTELLI REVERSIBILI



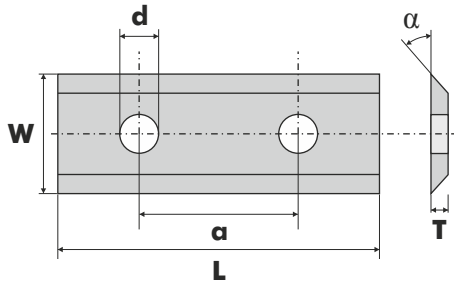
- GB** Reversible knives
- F** Couteaux reversibles
- E** Cuchillas reversibles

MATERIALI / MATERIALS / MATERIAUX / MATERIALES	KCR08	KCR02+	CTOPP10
HDF, MDF	●●●	●●●●	●
TRUCIOLARE / CHIPBOARD PANNEAUX DE PARTICULE / PANEL DE AGLOMERADO	●●●	●●●●	●
LEGNO DURO / HARDWOOD BOIS DUR / MADERA DURA	●●●●	—	●●
LEGNO TENERO / SOFTWOOD BOIS TENDRE / MADERA BLANDA	●●	—	●●
LEGNO INCOLLATO / GLUED-UP WOOD BOIS COLLE' / MADERA ENCOLA	●●●	●●●●	—

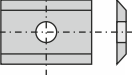
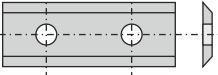
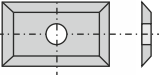
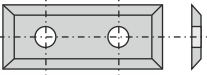
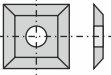
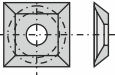
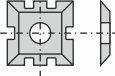
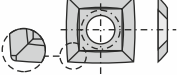
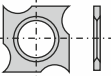
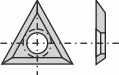
— Poco idoneo / Poor / Mal adapté / Nada apropiad ●● Buono / Good / Bon / Bueno ●●●● Ottimo / Excellent / Excellent / Optimo
 ● Possibile / Possible / Possible / Posible ●●● Molto idoneo / Very Good / Très Bien / Muy

	L	W	T	α	α	Z	KCR08	KCR02+	CTOPP10
Z=2 / 35° 	7.5	12.0	1.5		35°	2	FC6120751215A	FC6120751215B	FC6120751215C
	9.6	12.0	1.5		35°	2	FC6120961215A	FC6120961215B	FC6120961215C
	15.0	12.0	1.5		35°	2	FC6121501215A	FC6121501215B	FC6121501215C
	20.0	12.0	1.5		35°	2	FC6122001215A	FC6122001215B	FC6122001215C
	25.0	12.0	1.5		35°	2	FC6122501215A		
Z=2 / 35° 	25.0	12.0	1.5	14.0	35°	2	FC6122501215A1		
	30.0	12.0	1.5	14.0	35°	2	FC6123001215A	FC6123001215B	FC6123001215C
	40.0	12.0	1.5	26.0	35°	2	FC6124001215A	FC6124001215B	FC6124001215C
	50.0	12.0	1.5	26.0	35°	2	FC6125001215A	FC6125001215B	FC6125001215C
	60.0	12.0	1.5	26.0	35°	2	FC6126001215A	FC6126001215B	FC6126001215C
Z=2 / 35° 	80.0	13.0	2.2	60.0	35°	2	FC6128001322A		
	100.0	13.0	2.2	60.0	35°	2	FC61210001322A		
	120.0	13.0	2.2	60.0	35°	2	FC61212001322A		
	L	W	T	α	α	Z	KCR08	KCR02+	CTOPP10
Z=4 STANDARD 	12.0	12.0	1.5		35°	4	FC6121201215A	FC6121201215B	FC6121201215C
Z=4 INCISORI 	14.0	14.0	1.2		30°	4	FC6121401412A		FC6121401412C
Z=4 INCISORI 	14.0	14.0	2.0		30°	4	FC6121401420A	FC6121401420B	FC6121401420C
	15.0	15.0	2.5		30°	4	FC6121501525A		FC6121501525C
	L	W	T	α	α	Z	KCR08	KCR02+	CTOPP10
Z=4 - 3 FORI 	50.0	12.0	1.7	37.0	35°	4	FC6125001217A	FC6125001217B	
Z=3 - SPECIALE 	16.0	7.0	1.5	7.0	35°	3	FC6121607015A		
	23.0	7.0	1.5	14.0	35°	3	FC6122307015A		
	28.0	7.0	1.5	14.0	35°	3	FC6122807015A		

COLTELLI REVERSIBILI



- GB** Reversible knives
- F** Couteaux reversibles
- E** Cuchillas reversibles

	L	W	T	a	α	Z	KCR08	KCR02+	CTOPP10
Z=2 / 45° 	20.0	12.0	1.5		45°	2		FC6122001215B1	
Z=2 / 45° 	30.0 50.0	12.0 12.0	1.5 1.5	14.0 26.0	45° 45°	2 2			FC6123001215C1 FC6125001215C1
Z=4 	19.5	12.0	1.5			4	FC6121951215A		
Z=4 	29.5 49.5	12.0 12.0	1.5 1.5			4 4	FC6122951215A FC6124951215A	FC6122951215B FC6124951215B	
Z=4 / 45° 	12.0	12.0	1.5		45°	4		FC6121201215B1	
	L	W	T	d	α	Z	KCR08	KCR02+	CTOPP10
Z=4 INCISORI 	21.0	21.0	5.5		40°	4			FC6122102155C
Z=4 ROMPIRUCIOLO 	15.0	15.0	2.0			4		FC6121501520B	
Z=4 CON RAGGIO 	15.0 15.0	15.0 15.0	2.5 2.5		R=150 R=50	4 4	FC6121501525A1 FC6121501525A2		FC6121501525C1 FC6121501525C2
	L	W	T	d	α	Z	KCR08		CTOPP10
COLTELLO DA INCASTRO 	18.0 18.0 18.0	18.0 18.0 18.0	1.95 2.45 2.95			4 4 4	FC61218018195A FC61218018245A FC612180180295A		
TRIANGOLARE 	22.0	19.0	2.0		30°	3	FC6122201920A		FC6122201920C

CONFEZIONE DI 10 PEZZI - PREZZO AL PEZZO - ORDINE MINIMO 50 PEZZI

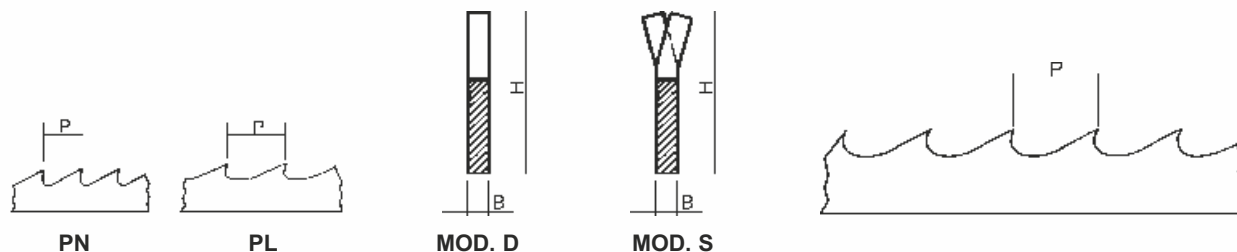
Packet of 10 pieces - Price for each piece - Paquet de 10 pièces - Prix pour chaque pièce - Paquete de 10 piezas - Precio para cada pieza
- minimum order 50 pieces - ordre minimum 50 pièces - pedido minimo de 50 piezas

LAME PER SEGHE A NASTRO PER LEGNO

GB Band saw blades

F Lames de scies a ruban

E Hojas de sierra de cinta



H	B	PN	PL	SOLO DENTATO ONLY TOOTHED - SELLEMENT DENTE - SOLAMENTE DENTADO		AFFILATO/STRADATO SHARPENIG - A FILE - AFILADO	
				MOD. D ACCIAIO NiCr	MOD. D ACCIAIO UDD	MOD. S ACCIAIO NiCr	MOD. S ACCIAIO UDD
10	0.4	6-8	-	SN650111004	SN650121004	SN650211004	SN650221004
10	0.5	6-8	-	SN650111005	SN650121005	SN650211005	SN650221005
10	0.6	6-8	-	SN650111006	SN650121006	SN650211006	SN650221006
10	0.7	6-8	-	SN650111007	SN650121007	SN650211007	SN650221007
15	0.4	6-8-10	-	SN650111504	SN650121504	SN650211504	SN650221504
15	0.5	6-8-10	-	SN650111505	SN650121505	SN650211505	SN650221505
15	0.6	6-8-10	-	SN650111506	SN650121506	SN650211506	SN650221506
15	0.7	8-10	-	SN650111507	SN650121507	SN650211507	SN650221507
15	0.8	8-10	-	SN650111508	SN650121508	SN650211508	SN650221508
20	0.4	6-8-10	-	SN650112004	SN650122004	SN650212004	SN650222004
20	0.5	6-8-10	-	SN650112005	SN650122005	SN650212005	SN650222005
20	0.6	6-8-10	-	SN650112006	SN650122006	SN650212006	SN650222006
20	0.7	8-10	-	SN650112007	SN650122007	SN650212007	SN650222007
20	0.8	8-10	-	SN650112008	SN650122008	SN650212008	SN650222008
25	0.5	6-8-10	-	SN650112505	SN650122505	SN650212505	SN650222505
25	0.6	6-8-10	12	SN650112506	SN650122506	SN650212506	SN650222506
25	0.7	6-8-10	12	SN650112507	SN650122507	SN650212507	SN650222507
25	0.8	8-10	12	SN650112508	SN650122508	SN650212508	SN650222508
30	0.5	8-10	-	SN650113005			
30	0.6	8-10	12-14	SN650113006	SN650123006	SN650213006	SN650223006
30	0.7	8-10	12-14	SN650113007	SN650123007	SN650213007	SN650223007
30	0.8	8-10	12-14	SN650113008	SN650123008	SN650213008	SN650223008
35	0.6	8-10	12-14	SN650113506	SN650123506	SN650213506	SN650223506
35	0.7	8-10	12-14	SN650113507	SN650123507	SN650213507	SN650223507
35	0.8	8-10	12-14	SN650113508	SN650123508	SN650213508	SN650223508
40	0.7	10-12	14-16	SN650114007	SN650124007	SN650214007	SN650224007
40	0.8	10-12	14-16	SN650114008	SN650124008	SN650214008	SN650224008
40	0.9	10-12	14-16	SN650114009	SN650124009	SN650214009	SN650224009
45	0.8	12-14	16-18-20	SN650114508	SN650124508		
45	0.9	12-14	16-18-20	SN650114509	SN650124509		
50	0.8	12-14	16-18-20	SN650115008	SN650125008		
50	0.9	12-14	16-18-20	SN650115009	SN650125009		
50	1.0	12-14	16-18-20	SN650115010	SN650125010		

CONFEZIONE

IN ROTOLI DA MT 100 O IN ANELLI A MISURA - MINIMO 10 PEZZI - SALDATURA

IN COILS 100 MT OR IN RINGS MINIMUM 10 PCS - WELDING

ENFOULEMENT 100 MT OU EN BOUCHES MINIMUM 10 PCS - SOUNDURE

EN BOBINAS 100 MT O EN ANILLOS MINIMO 10 PED - SOLDATURA

PU

410

GDA High-tech tools

MANDRINO PER PANTOGRAFO

GB Chucks for routers

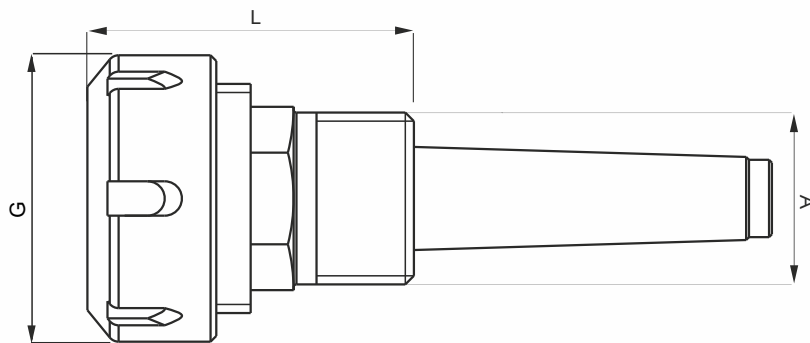
F Mandrins pour defonceuses

E Mandriles para pantografos

A	L	G	ROT DX-RH
MK2+M30x1.5	70	50	PU4101D
MK3+M30x1.5	70	50	PU4102D

FORNITO COMPLETO DI GHIERA - SENZA PINZA

PINZE PU 428 ER 32 - GHIERA PU 430



MANDRINO PER PANTOGRAFO CNC

GB Chucks for CNC router

F Mandrins pour defonceuses CNC

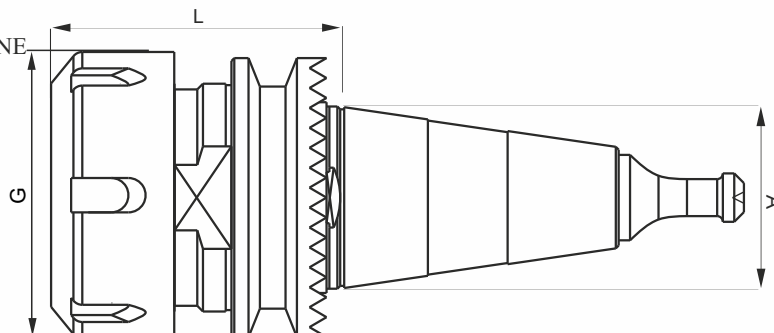
E Mandriles para pantografos CNC

A	L	G	ROT DX-RH	PINZA
CONO ISO 30	55	50	PU4141D	ER32
CONO ISO 30	71	60	PU4142D	EOC25

FORNITO COMPLETO DI GHIERA E TIRANTE - SENZA PINZA

PINZE PU 428 ER 32 - EOC 25 - GHIERA PU 430

TIRANTE PER MACCHINE MORBIDELLI E SCM



GDA High-tech tools

P
U

4
1
6

MANDRINO PER PANTOGRAFO CNC



Chucks for CNC routers



Mandrins pour defonceuses CNC

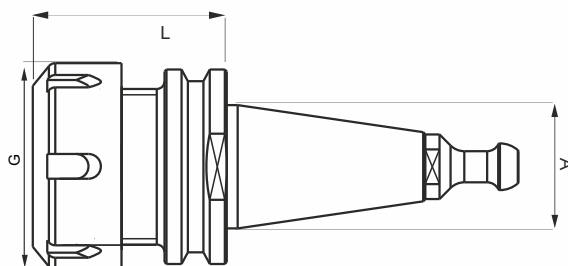


Mandriles para pantografos CNC

A	L	G	ROT DX-RH	ROT SX-LH	PINZA
CONO ISO 30	50	50	PU4161D	PU4161S	ER32
CONO ISO 30	60	63	PU4162D	PU4162S	ER40
CONO ISO 30	68	50	PU4163D	PU4163S	ER32
CONO ISO 30	68	63	PU4164D	PU4164S	ER40

FORNITO COMPLETO DI GHIERA E TIRANTE - SENZA PINZA

PINZE PU 428 ER 32 - ER 40 - GHIERA PU 430



TIRANTE PER MACCHINE BULLERI(H.S.D.), BIESSE (DOPO IL 09/09/92) E MASTERWOOD.
STUDS FOR BULLERI(H.S.D.), BIESSE (AFTER 09/09/92) AND MASTERWOOD MACHINE.
QUEUE POUR MACHINE BULLERI(H.S.D.), BIESE (APRES 09/09/92) E MASTERWOOD.
TIRANTE PARA MAQUINAS BULLERI(H.S.D.), BIESSE (HASTA 09/09/92) Y MARTERWOOD.



P
U

4
2
0

MANDRINO PER PANTOGRAFO CNC



Chucks for CNC router



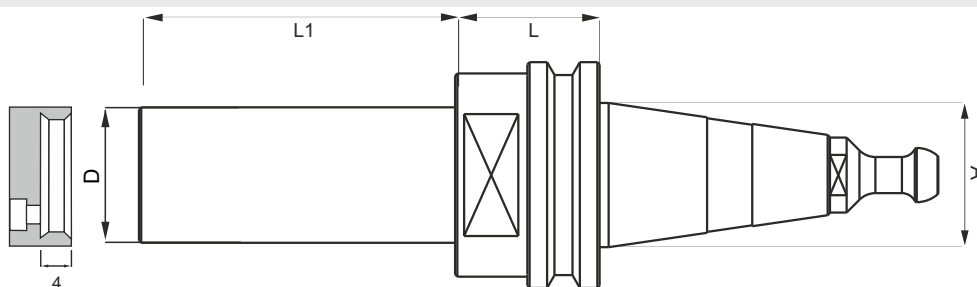
Mandrins pour defonceuses CNC



Mandriles para pantografos CNC

A	D	L	L1	ROT DX-RH
CONO ISO 30	30	35	70	PU4201D
CONO ISO 30	30	35	100	PU4202D

FORNITO COMPLETO DI TIRANTE E FLANGIA DI SERRAGGIO



PER MACCHINE BIESSE, BULLERI(H.S.D) E MASTERWOOD
FOR BIESSE, BULLERI(H.S.D.) AND MASTERWOOD MACHINE
POUR MACHINE BIESSE, BULLERI(H.S.D.) ET MASTERWOOD
PARA MAQUINAS BIESSE, BULLERI(H.S.D.) Y MASTERWOOD



P
U

4
2
2



MANDRINO PER PANTOGRAFO CNC



Chucks for CNC routers



Mandrins pour defonceuses CNC

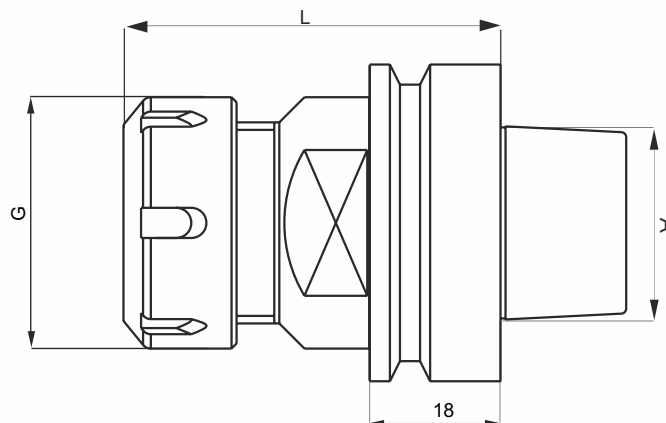


Mandriles para pantografos CNC

A	L	G	ROT DX-RH	ROT SX-LH	PINZA
HSK 63 F	75	50	PU4221D	PU4221S	ER 32
HSK 63 F	75	63	PU4222D	PU4222S	ER 40
HSK 63 F	78	60	PU4223D	PU4223S	EOC 25

FORNITO COMPLETO DI GHIERA - SENZA PINZA

PINZE PU 428 ER 32 - ER 40 - EOC 25 - GHIERA PU 430



P
U

4
2
4



MANDRINO PER PANTOGRAFO CNC



Chucks for CNC router

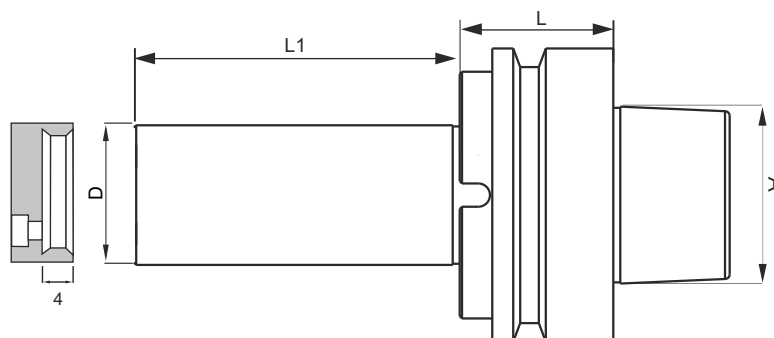


Mandrins pour defonceuses CNC



Mandriles para pantografos CNC

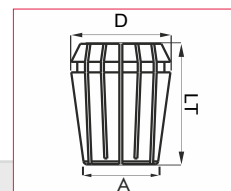
A	D	L	L1	ROT DX-RH
HSK 63 F	30	33	70	PU4241D
HSK 63 F	30	33	80	PU4242D
HSK 63 F	30	33	90	PU4243D
HSK 63 F	30	33	120	PU4244D
HSK 63 F	30	33	100	PU4245D
HSK 63 F	30	42	100	PU4246D



P
U

4
2
8

PINZA PER MANDRINI



Chucks collets



Pinces pour mandrin



Pinzas para mandril

ER 32 DIN6499				ER 32 DIN6499			
A	D	LT	ROT DX SX-RH LH	A	D	LT	ROT DX SX-RH LH
3-2	33	40	PU4283203	12-11	33	40	PU4283212
4-3	33	40	PU4283204	13-12	33	40	PU4283213
5-4	33	40	PU4283205	(1/2")	33	40	PU4283213/1
6-5	33	40	PU4283206	14-13	33	40	PU4283214
7-6	33	40	PU4283207	15-14	33	40	PU4283215
(1/4")	33	40	PU4283207/1	16-15 (5/8")	33	40	PU4283216
8-7	33	40	PU4283208	17-16	33	40	PU4283217
9-8	33	40	PU4283209	18-17	33	40	PU4283218
10-9	33	40	PU4283210	19-18	33	40	PU4283219
(3/8")	33	40	PU4283210/1	(3/4")	33	40	PU4283219/1
11-10	33	40	PU4283211	20-19	33	40	PU4283220

ER 40 DIN6499				ER 40 DIN6499			
A	D	LT	ROT DX SX-RH LH	A	D	LT	ROT DX SX-RH LH
4-3	41	46	PU4284004	14-13	41	46	PU4284014
6-5	41	46	PU4284006	16-15 (5/8")	41	46	PU4284016
7-6	41	46	PU4284007	18-17	41	46	PU4284018
(1/4")	41	46	PU4284007/1	19-18	41	46	PU4284019
8-7	41	46	PU4284008	(3/4")	41	46	PU4284019/1
10-9	41	46	PU4284010	20-19	41	46	PU4284020
(3/8")	41	46	PU4284010/1	25-24	41	46	PU4284025
12-11	41	46	PU4284012	26-25	41	46	PU4284026
13-12	41	46	PU4284013	(1")	41	46	PU4284026/1
(1/2")	41	46	PU4284013/1				

EOC 25 DIN6388				EOC 25 DIN6388			
A	D	LT	ROT DX SX-RH LH	A	D	LT	ROT DX SX-RH LH
6-5	35	52	PU4284406	14-13	35	52	PU4284414
8-7	35	52	PU4284408	16-15 (5/8")	35	52	PU4284416
10-9	35	52	PU4284410	18-17	35	52	PU4284418
(3/8")	35	52	PU4284410/1	20-19	35	52	PU4284420
12-11	35	52	PU4284412	25-24	35	52	PU4284425
13-12	35	52	PU4284413				



P
U

4
3
0

GHIERA PER PANTOGRAFO



Nuts for routers

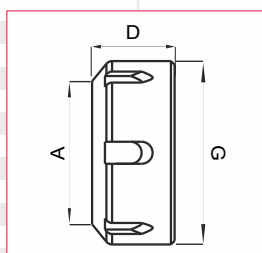


écrons pour defonceuses



Tuercas para mandriles

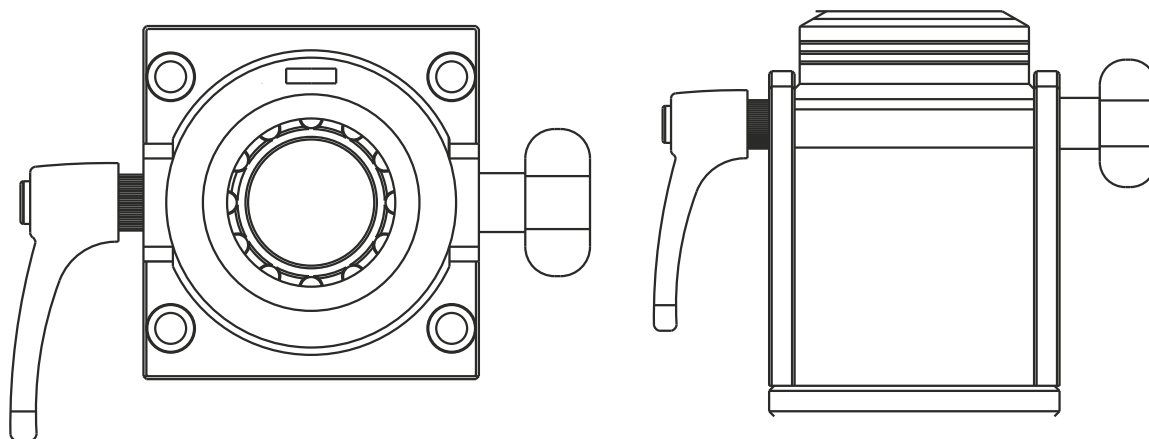
						Con cuscinetto - With bearing Avec roulement - Con rodiamiento				
PINZA	A	D	G	ROT DX-RH	ROT SX-LH	PINZA	A	D	G	ROT DX SX-RH LH
PU428 ER32	M40x1.5	23	50	PU43032D	PU43032S	PU428 ER32	M40x1.5	23	50	PU43032CC
PU428 ER40	M50x1.5	25	63	PU43040D	PU43040S	PU428 ER40	M50x1.5	25	63	PU43040CC
PU428 EOC25	M48x2	30	60	PU43025D		PU428 EOC25	M48x2	30	60	PU43025CC



SMONTACONI UNIVERSALE REGOLABILE

GB Universal chuck stripping
 F Demontage de mandrin universelles
 E Mandril desmontador universalles

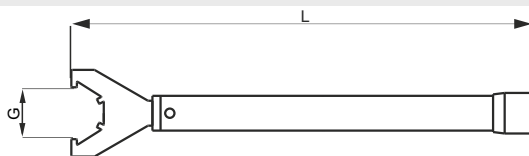
CONI	COD
PER CONI ISO 30 CON FLANGIA Ø 50	PU4321
PER CONI ISO 30 CON FLANGIA Ø 58 (MOTORI ELTE / ESSETEAM)	PU4322
PER CONI HSK63 CON FLANGIA Ø 63	PU4323
PER CONI ISO 40 CON FLANGIA Ø 63,5	PU4324



CHIAVI DINAMOMETRICHE PER GHIERE

GB Torque wrenches for nuts
 F Clé dtnamométrique pour ecrons
 E Llave dinamometrica para tuercas

G	L	GHIERA	Nm-Dis 1	Nm-Dis 2	COD
50	400	ER32	66-70	120-130	PU4341
63	450	ER40	110-120	190-200	PU4342



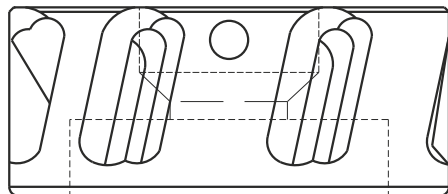
Dis. 1
 QUANDO SI STRINGONO
 PINZE CON SCARICO
 INTERNO RUOTARE IL
 POMELLO IN SENSO
 ANTIORARIO,
 IMPOSTANDO LA
 COPPIA MIN

Dis. 2
 QUANDO SI STRINGONO
 PINZE SENZA SCARICO
 INTERNO RUOTARE IL
 POMELLO IN SENSO
 ORARIO, IMPOSTANDO
 LA COPPIA MAX

GHIERA CONVOGLIATORE

NUT CONVEYOR
ECRON CONVEYEUR
TUERCAS TRANSPORTADOR

TIPO	D	D1	B	B1	d	Rot.	COD
DIN6499 ER32	98	74	42	17	M 40x1,5	DX/RH	PU4361D
DIN6499 ER40	98	74	42	17	M 50x1,5	DX/RH	PU4362D
DIN6388 EOC25	98	74	42	17	M 48x2	DX/RH	PU4363D
DIN6499ER32	80	64	42	13	M 40x1,5	DX/RH	PU4364D



KIT GHIERA CONVOGLIATORE CON CHIAVE IN SCATOLA DI CARTONE

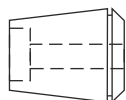
NUT CONVEYOR KIT WITH TOURQUE IN CARTON BOXES
KIT ECRON CONVEYEUR AVEC CLÉ IN BOÎTE DE CARTON
KIT TUERCAS TRANSPORTADOR CON LLAVE EN CAJA DE CARTÓN

COMPOSIZIONE	COD
PU4361D+PU4365	PU436K1
PU4362D+PU4365	PU436K2
PU4363D+PU4365	PU436K3
PU4364D+PU4364	PU436K4
PU4361D+PU4362D+PU4365	PU436K5

CHIAVI DINAMOMETRICHE PER CONVOGLIATORE

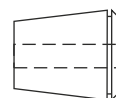
TOURQUE WRENCHES FOR CONVEYOR
CLÉ DYNAMOMÈTRE POUR CONVEYEURÉ
LLAVE DINAMOMETRICA PARA TRANSPORTADOR

TIPO	L	Num-Dis 1	Num-Dis 2	COD
DIN6499 ER32	480	66-70	120-130	PU4361
DIN6499 ER40	480	110-120	190-200	PU4362
DIN6388 EOC25	480	110-120	190-200	PU4363



Dis. 1

QUANDO SI STRINGONO
PINZE CON SCARICO
INTERNO RUOTARE IL
POMELLO IN SENSO
ANTIORARIO,
IMPOSTANDO LA
COPPIA MIN



Dis. 2

QUANDO SI STRINGONO
PINZE SENZA SCARICO
INTERNO RUOTARE IL
POMELLO IN SENSO
ORARIO, IMPOSTANDO
LA COPPIA MAX

CHIAVI A SETTORE PER CONVOGLIATORE

WRENCHES FOR CONVEYOR
CLÉ POUR CONVEYEURÉ
LLAVE PARA TRANSPORTADOR

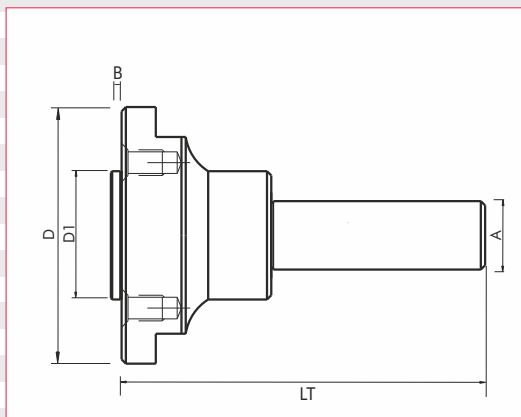
TIPO	COD
CONVOGLIATORE Ø 80	PU4364
CONVOGLIATORE Ø 98	PU4365



ADATTATORI PER SEGHE CIRCOLARI

ADAPTERS FOR CIRCULAR SAWBLADES/

D	D1	B	A	LT	COD
60	30	2,5	Ø16x50	85	PU4381
60	30	2,5	Ø20x60	90	PU4382



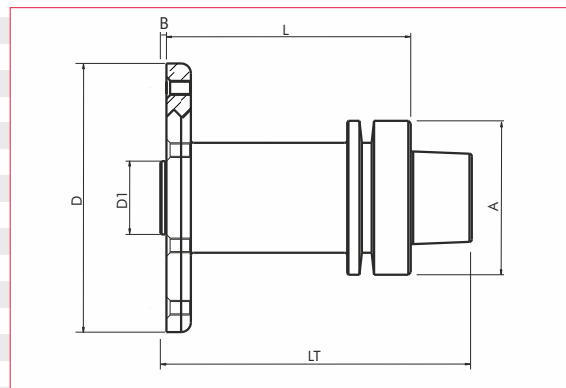
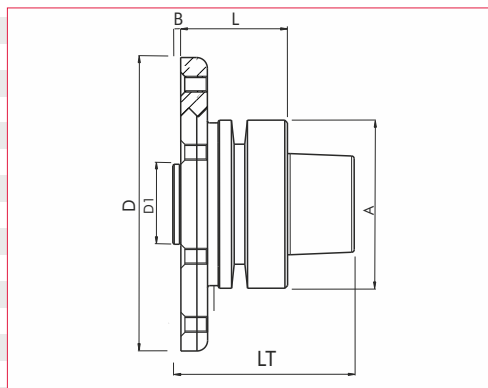
-NR. 4 FORI M6/90° INTERASSE 48 MM
 -VIENE FORNITO COMPLETO DI 4 VITI PER IL FISSAGGIO DELLA LAMA E VITE DI SICUREZZA
 -DA UTILIZZARE CON SEGHE CIRCOLARI FORO Ø 30
 -SI CONSIGLIA L'UTILIZZO CON SEGHE CIRCOLARI DI DIAMETRO COMPRESO TRA 150 E 200 MM

-NR. 4 PIN HOLES WITH M6/90° AND 48MM PITCH CIRCLE DIAMETER
 -COMPLETE WITH 4 SCREWS TO FIX THE SAWBLADE
 -FOR MOUNTING SAWBLADE WITH 30 MM BORE
 -RECOMMENDED TO USE SAWBLADES WITH DIAMETERS BETWEEN 150 AND 200 MM

ADATTATORI HSK63F PER SEGHE CIRCOLARI

ADAPTERS HSK63F FOR CIRCULAR SAWBLADES/

L	D	D1	A	B	LT	COD
40	110	30	HSK63F	2,5	72	PU4383
100	110	30	HSK63F	2,5	132	PU4384



-VIENE FORNITO DI 6 VITI M6X10 PER IL CORRETTO SERRAGGIO DELLA LAMA CON INTERASSE 90 MM A 60°
 -DA UTILIZZARE CON SEGHE CIRCOLARI FORO Ø 30
 -SI CONSIGLIA L'UTILIZZO CON SEGHE CIRCOLARI DI DIAMETRO COMPRESO TRA 200 E 350 MM

-COMPLETE WITH 6 SCREWS (M6X10) FOR THE PROPER ASSEMBLY OF SAWBLADES WITH 60° AT 90 MM DISTANCE
 -FOR MOUNTING SAWBLADES WITH 30MM BORE
 -FOR MOUNTING SAWBLADES WITH DIAMETER BETWEEN 200 AND 350 MM



CONDIZIONI GENERALI DI VENDITA

ORDINI

Tutte le ordinazioni dovranno pervenirci con ordine scritto ed eventuali richieste emesse verbalmente avranno valore solo dopo la nostra conferma d'ordine ed alle condizioni in essa riportate. Non si accettano annullamenti, anche parziali, trascorse 24 ore dall'invio dell'ordine se non in via eccezionale, riservandoci comunque il diritto di richiedere il rimborso delle spese sostenute fino a quel momento. Gli ordini non dovranno essere di importo inferiore a € 150,00. Eventuali ordini di minor importo, potranno essere da noi ritardati nella consegna in modo da accumulare diversa merce sino al raggiungimento della cifra minima stabilita. In caso di urgenza, sarà possibile una spedizione anche di valore inferiore, ma verranno addebitati € 25 in fattura quale contributo spese per la gestione dell'ordine.

CONSEGNE

I termini di consegna pattuiti saranno nel possibile rispettati. Eventuali ritardi, conseguenze di disguidi indipendenti dalla nostra volontà, non potranno essere motivo di annullamento o di richieste di indennizzi di nessun genere.

SPEDIZIONI

La merce viene resa franco nostro stabilimento e spedita, salvo accordi stabiliti, con il mezzo da noi ritenuto più vantaggioso. La merce viaggerà sempre a rischio e pericolo del committente. Eventuali assicurazioni dovranno essere esplicitamente richieste e saranno fatturate al costo. L'imballo è sempre a carico del committente ed addebitato al costo.

GARANZIA

Tutti i nostri utensili sono sottoposti ad accurati controlli e sono completamente garantiti. La garanzia esula da danni subiti dalla merce durante il trasporto ed inoltre nessuna garanzia sarà riconosciuta per difetti causati da errata manutenzione, logorio, uso improprio o modifiche effettuate senza la nostra approvazione. Richieste di indennizzi per danni diretti o indiretti, causati da utensili ritenuti difettosi, non saranno da noi accettate.

RESTITUZIONE E RECLAMI

Eventuali reclami per merce sbagliata o difettosa dovranno essere inviati alla nostra sede esclusivamente tramite documentazione scritta indicante il difetto riscontrato ed entro 8 giorni dal ricevimento della merce. La ditta GDA non accetta nessun tipo di reso se non espressamente concordato.

PREZZI

I prezzi si intendono con IVA esclusa, merce resa franco nostra fabbrica ed imballo a carico del committente.

PAGAMENTI

Gli importi delle fatture, salvo accordi diversi, vanno pagati per intero alla scadenza stabilita. Tutte le spese accessorie sono a carico del committente. Il mancato rispetto dei termini di pagamento autorizza la GDA al recupero di ogni spesa accessoria, agli interessi maturati e ad un ulteriore tasso del 5% per il recupero spese, riservandosi inoltre il diritto alla sospensione di eventuali ordini in corso. L'eventuale reclamo di parte della fornitura non dà diritto al ritardo del pagamento per la parte non contestata, né al mancato pagamento di altre fatture in scadenza.

DIRITTI D'AUTORE

Tutti i diritti sono riservati a norma di legge. E' vietato riprodurre o copiare anche parzialmente, testi, disegni, illustrazioni, senza il consenso scritto della G.D.A. s.r.l.

FORO COMPETENTE

Per qualsiasi eventuale controversia il foro competente è quello di Rovereto (TN). Tutti i contratti stipulati sono regolamentati dalla legislazione italiana.

QUESTO CATALOGO SOSTITUISCE ED ANNULLA OGNI EDIZIONE PRECEDENTE.



GENERAL SALES CONDITIONS

ORDERS

All the orders should be reached in writing. About the orders transmitted by telephone, they will be valid only after our order confirmation and with the terms we will write in it. We can't accept cancellation, nor partial, after 24 hours from the date of the order, except special case, and if accepted, it will be our right to ask the reimbursement of the expenses sustained until that moment. The minimum amount for the orders is € 150,00. It could be possible that we'll delay some orders with lower amount to accumulate material to achieve the minimum fixed. In case of urgency for delivery of the order for lower amount we'll debit € 25,00 in the invoice as contribution for the extra costs of the order management.

DELIVERIES

The delivery time confirmed will be respected as much as possible. Possible delays that don't depend from our company will can not be reasons to cancel the order or to request any compensation.

TRANSPORT

Freight costs and risks will be at the charge of the buyer. Without different agreements, we will ship the material with the most advantageous forwarding agent. Possible insurances must be previously demanded and debited at the real cost in the invoice. The package is at the charge of the buyer and it's debited at the real cost.

WARRANTY

All our products are carefully controlled during the manufacturing and they're guaranteed in every aspect. The guarantee doesn't include damages caused during the transport, defects for wrong or improper use, wear and tear and modifications made without our approval. In any case, claims for direct or indirect damages caused from the tools considered defectives will not accepted.

CLAIMS AND RETOURNS

Claims for wrong or defective goods have to be communicated by written documentation within 8 days from the receipt of the goods mentioning the defect found. Any restitution will accepted if not previously authorized.

PRICES

Prices are considered without VAT that will be imposed with the share in force at the moment of the invoicing. The prices are ex works and the package is excluded.

PAYMENTS

Without different agreements, the invoice's amount has to be totally paid at the established deadline (date). All the extra expenses are at the charge of the customer. If the terms of payment are not respected, the GDA can interrupt the supplies and debit the accrued interests, with further interest of 5% to cover the extra costs. Claims for part of supplies don't give the right to postpone the term of payment or to not pay other invoices.

RESERVED OWNERSHIP RIGHTS

All rights are reserved in accordance with the law. This catalogue may not be reproduced or copied (even in part) without the written authorization of GDA.

PLACE OF JURISDICTION

For every legal matter the place of jurisdiction is Rovereto (TN). All the contracts are regulated by the Italian legislation.

THIS CATALOGUE REPLACE AND CANCEL EVERY PREVIOUS EDITION.



CONDITIONS GENERALES DE VENTE

COMMANDES

Toutes les commandes doivent être envoyées par écrit. Éventuelles demandes téléphoniques seront valides seulement après notre confirmation d'ordre et aux conditions que nous indiquerons dans la même. Nous n'accepterons pas (si non en voie exceptionnelle) des annulations aussi partiels après les 24 heures de l'envoi de l'ordre et nous nous réservons le droit de demander le remboursement des frais pour les matériaux et les travaux jusqu'à ce moment. Les commandes ne devront pas être de valeur inférieure à € 150,00. Pour éventuelles commandes de petit valeur nous pourrons reculer la livraison pour cumuler différente marchandise et rejoindre la chiffre établie. Une livraison de valeur inférieure sera possible pour les urgences, mais nous débiteurs € 25 dans la facture comme contribution pour les frais pour la gestion de l'ordre.

LIVRAISON

Nous ferons tout le possible pour respecter les délais de livraison indiqué dans nos confirmations d'ordre, mais éventuels retards en conséquence des erreurs ou problèmes pas dépendants de notre volonté, ne pourront pas être raison de nullement ou des demandes de dommage.

EXPEDITION

La marchandise, sans différents accords sera livrée départ-usine avec le transporteur que nous estimerons plus convenable. La marchandise voyagera toujours au risque et danger de l'acheteur. Éventuelles assurances devront être formellement demandées et seront facturées au coût. L'emballage est toujours à la charge de l'acheteur et il est débité au coût.

GARANTIE

Tous nos outils sont soumis à des soigneux contrôles et ils sont complètement garanties. La garantie ne couvre pas éventuels dégâts pendant le transport et aucune garantie sera reconnue pour défauts causés par une entretien erroné, usure impropre, ou modifications effectuées sans notre approbation. Demandes de dommage et intérêts pour dégâts directs ou indirects causés par des outils retenus défectueux ne seront pas acceptées chez nous.

RESTITUTION ET RECLAMATION

Éventuelles réclamations pour marchandise incorrecte ou défectueuse devront être envoyées exclusivement par documentation écrite, en indiquant le défaut dans 8 jours de la réception de la marchandise. La GDA n'accepte pas aucune restitution si non expressément concordée.

PRIX

Les prix sont considérés sans V.A.T. Les coûts de transport et d'emballage sont à la charge du client.

PAIEMENT

Les factures, doivent être entièrement payées, sans différents accords, à l'échéance établie. Tous les frais accessoires sont à la charge du client. Le manqué respect des délais de paiement, autorise la GDA à récupérer chaque frais accessoire, les intérêts échus et avec un ultérieur taux du 5% pour récupérer les frais, en réservant aussi le droit à la suspension des d'éventuelles commande en cours. L'éventuelle réclamation pour une partie de la fourniture ne donne pas le droit au retard pour le paiement de la marchandise pas contestée ni le non paiement d'autres factures.

DROITS D'AUTEUR

Tous les droits sont réservés aux termes de la loi. La reproduction aussi partielle des dessins, des illustrations ou des textes est interdite l'autorisation écrite de la G.D.A. s.r.l.

TRIBUNAL COMPETENT

Pour toute éventuelle controverse la compétence sera du tribunal de Rovereto (TN). Tous les contrats sont réglementés par la législation italienne

CE CATALOGUE ANNULE ET REMPLACE CHAQUE EDITION PRECEDENTE



CONDICIONES GENERALES DE VENTA

PEDIDOS

Todas las ordenes nos deberán llegar escritas y con el eventual pedido verbalmente tendrán valor solo después de la nuestra confirmación del orden y las condiciones ya aclaradas. No se aceptan anulamientos, ni parciales, transcurridas las 24 horas del envío del orden si no que en manera excepcional, reservándonos de todas maneras el derecho de pedir el gasto, sostenido hasta ese momento. Las ordenes no deberán ser inferiores a 150€. Eventuales de menor importe, podrán ser de parte nuestra con atraso en la entrega, de manera que se pueda acumular diferente mercadería hasta llegar a la cifra mínima establecida. En el caso de urgencia, será posible una expedición aunque de valor inferior; pero vendrán a su cargo 25€ en factura cual contributo gastos por la gestión del orden.

ENTREGAS

Los términos de entrega de comun acuerdo serán en el posible respetados. Eventuales atrasos, consecuencias de desuso independientes a nuestra voluntad, no podrán ser motivo de anulamiento o de pedidos de indemnización de ningún género.

EXPEDICIONES

Las mercaderías en rendición (franco) por nuestra fábrica y que vendrá enviada, con el pacto de acuerdos establecidos, con el transporte que nosotros consideramos más ventajoso. La mercadería viajará siempre a riesgo y peligro del cliente. Eventuales aseguraciones deberán ser explícitamente pedidas y serán facturadas al costo. El embalaje es siempre a cargo del comitente y viene adeudado al costo.

GARANTIA

Todos los nuestros utensilios son sometidos a acurados controles y son completamente garantidos. La garantía no se responsabiliza de los daños sufridos de la mercadería causados por el transporte y además ninguna garantía será reconocida por defectos causados por errada manutención, desgastes, uso impropio o modificaciones efectuadas sin la nuestra aprobación. Pedidos por indemnización por daños directos o indirectos, causados por utensilios defectuosos, no serán por parte nuestra aceptados.

RESTITUCION Y RECLAMOS

Eventuales reclamos por mercaderías equivocadas o defectuosas deberán ser enviadas a nuestra sede exclusivamente mediante documentación escrita indicando el defecto encontrado y dentro los 8 días del recibimiento de la mercadería. La empresa GDA no acepta ningún tipo de devolución si no es expresamente de comun acuerdo.

PRECIOS

Los precios se entienden con IVA exclusiva, las mercaderías en rendición (franco) por parte de nuestra fábrica, por lo tanto el embalaje va a cargo del cliente.

PAGOS

Los importes de las facturas, con la excepción de acuerdos diferentes, van pagados por entero a la fecha establecida. Todos los gastos adicionales son a cargo del interesado. El faltado respecto de los términos de pago autoriza la GDA al recupero de cada gasto adicional, los intereses acumulados y además a un interés del 5% del recupero de los gastos, reservándonos además el derecho a la suspensión de eventuales ordenes en curso. Los eventuales reclamos de parte de la provisión no da el derecho al atraso del pago por la parte no contestada, ni al faltado pago de otras facturas en vencimiento.

DERECHOS DE AUTOR

Todos los derechos son reservados a norma de ley. Es prohibido reproducir o copiar aunque parcialmente, textos, dibujos, ilustraciones, sin el consentimiento escrito de la G.D.A. s.r.l.

TRIBUNAL COMPETENTE

Por cualquier controversia el tribunal competente es Rovereto (TN). Todos los contratos estipulados son reglamentados por la legislación italiana.

ESTE CATALOGO SOSTITUYE Y ANULA TODAS LAS EDICIONES PRECEDENTES.

NOTE

Lined area for notes.

NOTE

Lined area for notes.

NOTE

Lined area for taking notes, consisting of 30 horizontal grey lines.